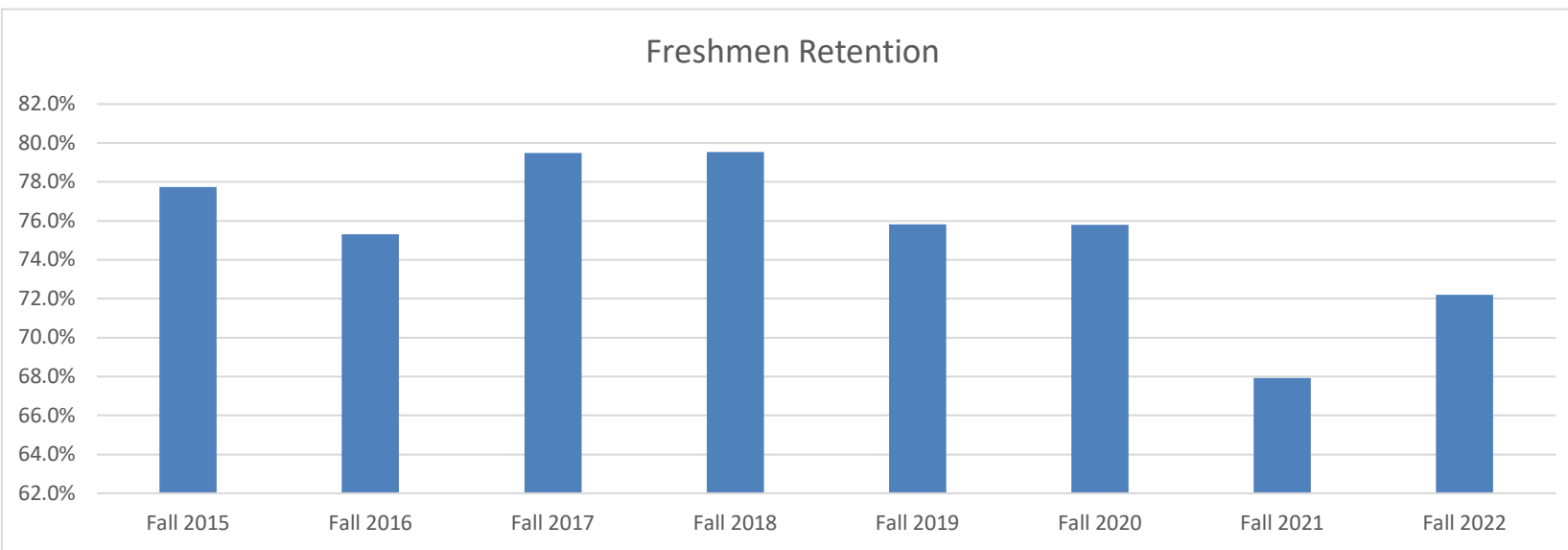
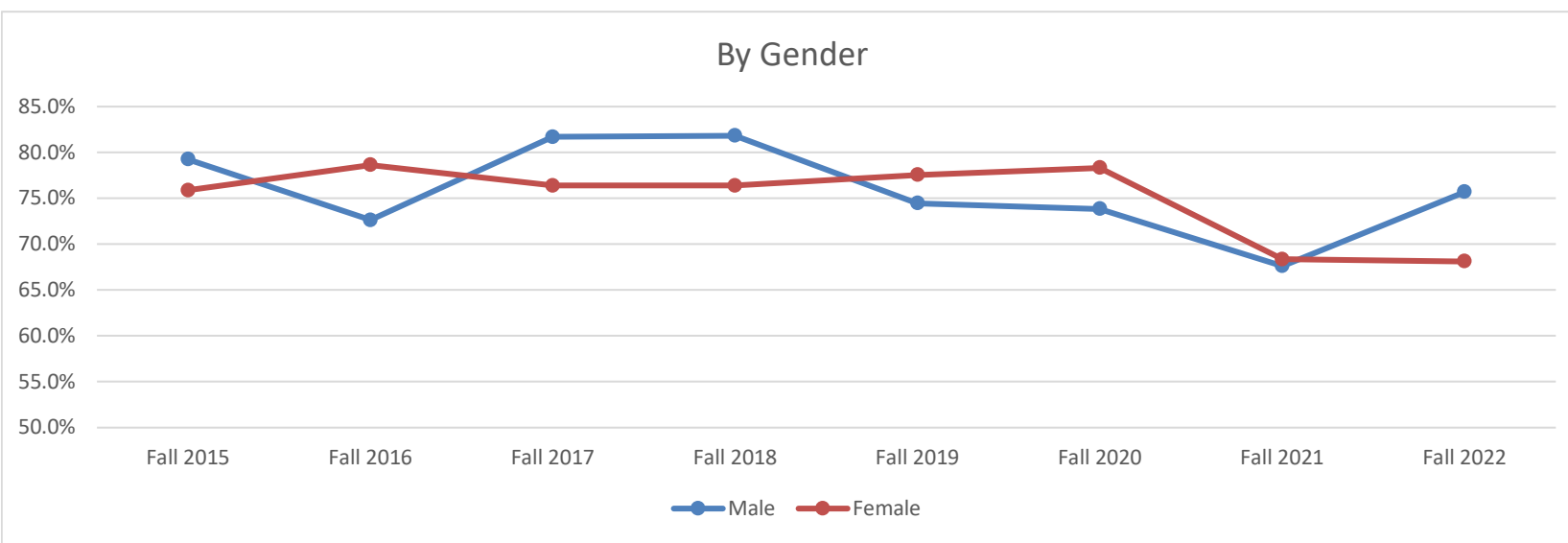




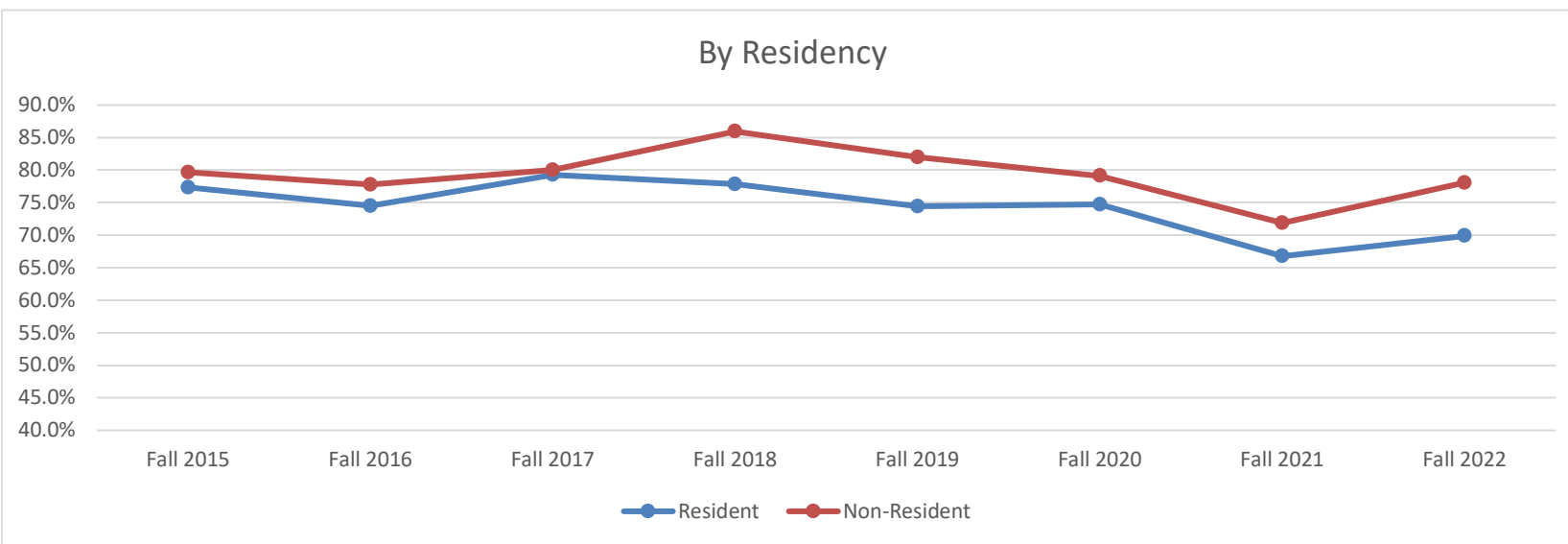
Retention New First-Time, Full-Time Freshmen (Fall to Fall)  
November 30, 2022



	Fall 2014 Cohort Returning Fall 2015	Fall 2015 Cohort Returning Fall 2016	Fall 2016 Cohort Returning Fall 2017	Fall 2017 Cohort Returning Fall 2018	Fall 2018 Cohort Returning Fall 2019	Fall 2019 Cohort Returning Fall 2020	Fall 2020 Cohort Returning Fall 2021	Fall 2021 Cohort Returning Fall 2022
Starting Cohort	328	324	346	303	331	380	424	403
Retained Next Fall	255	244	275	241	251	288	288	291
Freshmen Retention	77.7%	75.3%	79.5%	79.5%	75.8%	75.8%	67.9%	72.2%



	Fall 2014 Cohort Returning Fall 2015	Fall 2015 Cohort Returning Fall 2016	Fall 2016 Cohort Returning Fall 2017	Fall 2017 Cohort Returning Fall 2018	Fall 2018 Cohort Returning Fall 2019	Fall 2019 Cohort Returning Fall 2020	Fall 2020 Cohort Returning Fall 2021	Fall 2021 Cohort Returning Fall 2022
Male	79.2%	72.6%	81.7%	81.8%	74.5%	73.8%	67.6%	75.7%
Female	75.9%	78.6%	76.4%	76.4%	77.6%	78.3%	68.4%	68.1%
Total	77.7%	75.3%	79.5%	79.5%	75.8%	75.8%	67.9%	72.2%



	Fall 2014 Cohort Returning Fall 2015	Fall 2015 Cohort Returning Fall 2016	Fall 2016 Cohort Returning Fall 2017	Fall 2017 Cohort Returning Fall 2018	Fall 2018 Cohort Returning Fall 2019	Fall 2019 Cohort Returning Fall 2020	Fall 2020 Cohort Returning Fall 2021	Fall 2021 Cohort Returning Fall 2022
Resident	77.3%	74.5%	79.3%	77.8%	74.4%	74.7%	66.8%	69.9%
Non-Resident	79.7%	77.8%	80.0%	85.9%	82.0%	79.1%	71.9%	78.1%
Total	77.7%	75.3%	79.5%	79.5%	75.8%	75.8%	67.9%	72.2%