

Vascular Technology B.S.

Online Degree Completion

Section 1- Program Mission, Objectives & Learning Outcomes

Oregon Tech Mission

Oregon Institute of Technology, an Oregon public university, offers innovative and rigorous applied degree programs in the areas of engineering, engineering technologies, health technologies, management, and the arts and sciences. To foster student and graduate success, the university provides an intimate, hands-on learning environment, focusing on application of theory to practice. Oregon Tech offers statewide educational opportunities for the emerging needs of Oregonians and provides information and technical expertise to state, national and international constituents.

Core Theme 1: Applied Degree Programs

Oregon Tech offers innovative and rigorous applied degree programs. The teaching and learning model at Oregon Tech prepare students to apply the knowledge gained in the classroom to the workplace.

Core Theme 2: Student and Graduate Success

Oregon Tech fosters student and graduate success by providing an intimate, hands-on learning environment, which focuses on application of theory to practice. The teaching and support services facilitate students' personal and academic development.

Core Theme 3: Statewide Educational Opportunities

Oregon Tech offers statewide educational opportunities for the emerging needs of Oregon's citizens. To accomplish this, Oregon Tech provides innovative and rigorous applied degree programs to students across the state of Oregon, including high-school programs, online degree programs, and partnership agreements with community colleges and universities.

Core Theme 4: Public Service

Oregon Tech will share information and technical expertise to state, national, and international constituents.

Program Alignment to Oregon Tech Mission and Core Themes

The OIT vascular technology degree completion program enables registered professionals in vascular technology to further their knowledge and skills necessary for career advancement, to become effective communicators, problem solvers, critical thinkers, responsible managers and leaders, and to value lifelong learning.

Program Mission

The Vascular Technology bachelor's degree completion program enables registered professionals in vascular technology to further their knowledge and skills necessary for career advancement, to become effective communicators, problem solvers, critical thinkers, responsible managers and leaders, and to value lifelong learning.

Section 2: Program Description and History

The Vascular Degree Completion Program averages 25 active students a quarter, ranging from 26-52 active students a quarter. The students are already registered and all are working. The students typically take one to two classes a quarter while they work full time clinically. Most of the students are in need of completing courses in general education as well as in their major. We graduated 9 students this last year. On student exit surveys, 10 students reported increased confidence on the job and rated their experience at OIT as highly proficient and highly prepared. The salaries range from 50,000 to 120,000, with the median salary of \$60,000. 100% percent of the students are employed, some go on to graduate school and many report job promotions as a result of earning their bachelors degree. The chart below shows the number of graduates in the last 5 years totaling 35 graduates.

Survey Student Quotes from the Exit Surveys

“Dr. Isaacson dedicates a considerable amount of personal effort and interest to her daily teaching activities, as well as to her students (VAS 420B, Spring 2019).” ·

“Dr. Isaacson is a wonderful instructor. She had made the degree completion program a great experience for me. She is an invaluable asset to OIT. (VAS 420A, Spring 2019).” ·

“I enjoyed taking this class this semester. I can see myself using all this new information in the future. Dr. Isaacson always is available for questions and gives great feedback (VAS 385, Spring 2019).” ·

“Dr. Janette Isaacson is quality professor who not only teaches but encourages and builds her students. Dr. Isaacson is an asset to Oregon Tech (VAS 366, Spring 2019).” ·

“Great course and content. (VAS 366, Spring 2019).” ·

“I really enjoyed this course. I learned a lot on topics I don't regularly encounter. Reading my fellow students' papers/projects was great as well. Quick communication with the instructor was a huge bonus (VAS 366, Spring 2019).” ·

“I enjoy taking classes that you teach. Your comments are very helpful and encouraging. Thank you! (VAS 366, Spring 2019).”

Showcase Learning Opportunities

As stated above the students in the degree completion programs are working licensed professionals already and are working toward completing their bachelors. There are many professional meetings but the one that most students attend is the Society for Vascular Ultrasound which met in August virtually due to COVID. Students get to participate in the scientific sessions and get to meet one another to develop a great learning community.

Students get an opportunity to look at the latest equipment and hear scientific sessions in all areas of the field. This is a large internal meeting that brings physicians and technologists together in large numbers. In the lab management course, students are asked to interview experts in human resources, lab management, workplace discrimination policy and practice. In the externship course students publish professional case studies in scientific journals. Students are writing at an advanced level and improving their communication skills.

Program Enrollment

The attached enrollment information is not separated out for the degree completion students. There are approx.23 active students in the degree completion program every quarter in 2019-2020. See Appendix C

Program Graduates

The data below is not separated out for the degree completion students. We graduate students every quarter and not just at the end of the year (see Appendix)

Employment Rates and Salaries

The data below is not separated out of the degree completion students. However, all the students in the program are employed and salaries range from \$50,000 to \$133, 000, with the average at \$60,000. This program has a 98% success rate to finding employment (see Appendix)

Pass Rates on Board and Licensure Exam

All the degree completion students have passed their licensure exams prior to starting in the degree completion

Section 3 – Program Educational Objectives

Program Educational Objectives

Students at the end of this course are able to:

1. Demonstrate diagnostic techniques, use sound judgment and good decision making to provide patient services.
2. Demonstrate great leadership skills in the field of vascular technology who contribute to the field on a local, regional or national level.
3. Synthesize and Analyze problems critically, communicate effectively and exemplify professional ethics.
4. Perform at a professional level and as lifelong learners and responsible citizens.

Student Learning Outcomes

- The student will demonstrate the ability to communicate effectively in oral, written and visual forms.
- The student will demonstrate the ability to work effectively in teams.
- The student will demonstrate an ability to provide basic patient care and comfort.
- The student will employ professional judgment and discretion including ethics.
- The student will demonstrate knowledge and understanding of human gross anatomy, sectional anatomy, and normal and abnormal vascular anatomy.
- The student will demonstrate knowledge and understanding of vascular physiology, pathology, and pathophysiology.
- The student will demonstrate knowledge and understanding of vascular physical principles and instrumentation.
- The student will demonstrate knowledge and understanding of clinical vascular diagnostic procedures and testing.
- The student will demonstrate an understanding of diverse cultural and humanistic traditions in the global society.
- The student will be able to perform scholarly research and to contribute that knowledge to the field of vascular technology.

Program Faculty Review

Program Student Learning Outcomes and Objectives were reviewed by program faculty during Fall Convocation Program Assessment Meeting.

Vascular Faculty met in the fall and spring of 2019-2020 to review the program. The program was not changed and kept in alignment with program accreditation. The Vascular Faculty met with the advisor board to be able to get feedback in all learning outcomes and discuss the needs of industry. The Advisory Board met in June 2020 where the results of assessment and student learning were discussed. The discussion centered around COVID. The Advisory Board consists of 5 OIT degree completion program graduates who serve the echo and vascular degree completion programs. In addition, there are 2 industry leaders that serve on the Board.

Board Members had a lot of thoughts on marketing the program and suggest attention the national meetings this year as an exhibitor. They would like more people to know about the program. Some members were interested in talking about an advanced practice degree but so far this has been thought to be too expensive to launch. Further suggestions will take place at the next meeting in the spring

PROGRAM STUDENT LEARNING OUTCOMES 3-Year Cycle Vascular Technology B.S. Degree Completion	2019-2020	2020-2021	2021-2022
OIT-BVTO The student will demonstrate the ability to communicate effectively in oral, written and visual forms.	VAS 366 VAS 420A VAS 420B		
OIT-BVTO The student will demonstrate the ability to work effectively in teams.			VAS 385
OIT-BVTO The student will demonstrate an ability to provide basic patient care and comfort.		VAS 420A VAS 420B	
OIT-BVTO The student will employ professional judgment and discretion.	VAS420A VAS420B		VAS4 20A VAS4 20B VAS 385
OIT-BVTO The student will demonstrate knowledge and understanding of human gross anatomy, sectional anatomy, and normal and abnormal vascular anatomy.	VAS 365 VAS 366		
OIT-BVTO The student will demonstrate knowledge and understanding of vascular physiology, pathology, and pathophysiology.		VAS 365 VAS 366	
OIT-BVTO The student will demonstrate knowledge and understanding of vascular physical principles and instrumentation.		VAS 365 VAS 385	
OIT-BVTO The student will demonstrate knowledge and understanding of clinical vascular diagnostic procedures and testing.			VAS420A VAS420B
OIT-BVTO The student will demonstrate an understanding of diverse cultural and humanistic traditions in the global society.			VAS 385
OIT-BVTO The student will be able to perform scholarly research and to contribute that knowledge to the field of vascular technology.		VAS42 0A VAS42 0B	

Assessment Map & Measure

PSLO#1 The student will demonstrate the ability to communicate effectively in oral, written and visual forms.

Direct Assessment

The faculty assessed this outcome using written assignment Winter term in the VAS 366, VAS420A and VAS 420B course with 16 students. The Rubric designed for the institutional student learning outcome for written communication was given to the students and used to grade the assignment. The faculty rated the proficiency of students using the rubric for the written assignment in Table #1 below.

Performance Criteria	Assessment Methods	Measurement Scale	Minimum Acceptable Performance	Results
Purpose and Ideas	Grading Rubric	1-4 scale per rubric proficiency criteria	80% with 3.0 or higher	81%
Organization	Grading Rubric	1-4 scale per rubric proficiency criteria	80% with 3.0 or higher	100%
Support	Grading Rubric	1-4 scale per rubric proficiency criteria	80% with 3.0 or higher	100%
Style	Grading Rubric	1-4 scale per rubric proficiency criteria	80% with 3.0 or higher	88%
Conventions	Grading Rubric	1-4 scale per rubric proficiency criteria	80% with 3.0 or higher	88%
Documentation	Grading Rubric	1-4 scale per rubric proficiency criteria	80% with 3.0 or higher	81%

Table 1: Direct Assessment PSLO#1

Strengths: Students performed at a proficient level on their written case studies and their final project. As a result of the data, the faculty felt students were proficient in their written communication skills. The 420 classes are senior level classes and students have had a lot of practice prior to those classes.

Weaknesses: None

Improvements: Find ways for students to practice even more to grow proficiency.

Indirect Assessment

Students were sent a survey and asked to rate themselves on a scale of 1-4, their confidence in their written communication skills, specifically purpose and idea, organization, support, style, convention and documentation. Sixteen students' indirect surveys in VAS 366, VAS420A and VAS420B in the 2019-2020 Academic year. The rubric is designed for the student learning outcome for written communication was given to the students and used to grade the assignment. The faculty rated the proficiency of students using the rubric in the table below.

Performance Criteria	Assessment Methods	Measurement Scale	Minimum Acceptable Performance	Results
Purpose and Ideas	Survey	1-4 scale per rubric proficiency Criteria	80% with 3.0 or higher	100%

Organization	Survey	1-4 scale per rubric proficiency Criteria	80% with 3.0 or higher	100%
Support	Survey	1-4 scale per rubric proficiency Criteria	80% with 3.0 or higher	100%
Style	Survey	1-4 scale per rubric proficiency criteria	80% with 3.0 or higher	94%
Conventions	Survey	1-4 scale per rubric proficiency criteria	80% with 3.0 or higher	100%
Documentation	Survey	-4 scale per rubric proficiency criteria	80% with 3.0 or higher	100%

Table 2: Students Surveyed on their confidence in their written communication skills 2019-2020 students Echo 420A &B

Strengths: The students surveyed rated their confidence in each category of written communication well over 80% in each category. The students are confidence that they can write well.

Weaknesses: None

Improvements: Find ways for students to practice even more to grow proficiency.

Student Learning Outcome #4: The student will employ professional judgment, and discretion including ethics.

Direct Assessment

Thirty-five students in VAS 385, VAS 420A, and VAS B completed the case scenarios and final projects in 2019-2020 academic year. The students were required to apply what they had learned in earlier course work to actual case studies and their final projects. The students were asked to support their arguments with material from their reading and the discussion section of the class. A grading rubric was used to assess the students' work.

The following 6 areas were measured in the grading rubric. 1) the ability to perform the tasks and roles required (competency), 2) integrating all data, 3) attention to detail- attending to fine detail (which includes writing), 4) seeing the whole- getting the bigger clinical picture, 5) developing expertise, 6) problem solving using logic and reasoning.

Performance Criteria	Assessment Method	Measurement Scale	Minimum Acceptable Performance	Results
the ability to perform the tasks and roles required (competency)	Grading Rubric	1- 4 scale	80% at 3 or 4	91%
integrating all data	Grading Rubric	1- 4 scale	80% at 3 or 4	94%
attention to detail- attending to fine detail	Grading Rubric	1- 4 scale	80% at 3 or 4	88%
seeing the whole- getting the bigger picture,	Grading Rubric	1- 4 scale	80% at 3 or 4	82%
developing expertise,	Grading Rubric	1- 4 scale	80% at 3 or 4	97%

problem solving using logic and reasoning	Grading Rubric	1- 4 scale	80% at 3 or 4	88%
---	----------------	------------	---------------	-----

Table 3a: SLO #4: Professional Judgment and Ethics : VAS 385, VAS420A, VAS420 B 2019-2020

Strengths: Students performed above expectation in all categories for professional judgment and ethics when scored with a grading rubric on ethics case scenarios. As a result of this data, the OIT faculty decided the students were proficient in professionalism and ethics.

Weaknesses: None

Improvements: Find ways for students to practice even more to grow proficiency.

Indirect Assessment:

Students were asked to self rate their confidence in their professional judgement and discretion. Thirty-five students in VAS 385, VAS 420A, and VAS B were surveyed in 2019-2020 academic year.

The following 6 areas were surveyed. 1) the ability to perform the tasks and roles required (competency), 2) integrating all data, 3) attention to detail- attending to fine detail (which includes writing), 4) seeing the whole- getting the bigger clinical picture, 5) developing expertise, 6) problem solving using logic and reasoning.

Performance Criteria	Assessment Method	Measurement Scale	Minimum Acceptable Performance	Results
the ability to perform the tasks and roles required (competency)	Survey	1- 4 scale	80% at 3 or 4	100%
integrating all data	Survey	1- 4 scale	80% at 3 or 4	100%
attention to detail- attending to fine detail	Survey	1- 4 scale	80% at 3 or 4	100%
seeing the whole- getting the bigger picture,	Survey	1- 4 scale	80% at 3 or 4	100%
developing expertise,	Survey	1- 4 scale	80% at 3 or 4	100%
problem solving using logic and reasoning	Survey	1- 4 scale	80% at 3 or 4	100%

Table 3B Indirect Assessment Student Surveys

Strengths: Since the students are already licensed and have full time jobs in the field, they rated themselves as very confident in all areas of professionalism, judgement and discretion.

Weaknesses: None

Improvements: Find ways for students to practice even more to grow proficiency.

Student Learning Outcome#5 The student will demonstrate knowledge and understanding of human gross anatomy, sectional, anatomy and normal and abnormal cardiovascular anatomy.

Direct Assessment

The Oregon Tech faculty assessed 15 students on direct assignments in VAS 365 and 7 students VAS 366 in the 2019-2020 academic school year. The two grading rubrics are listed below in tables 3a, and 3b.

Table 4a SLO#5 VAS 365

Performance Criteria	Assessment Methods	Measurement Scale	Minimum Acceptable Performance	Results
Essential View 1 Aorta	Rubric	1-4	80% 3 or 4	93%
Essential View 2 Iliacs	Rubric	1-4	80% 3 or 4	87%
Essential View 3 Celiac	Rubric	1-4	80% 3 or 4	80%
Essential View 4 SMA	Rubric	1-4	80% 3 or 4	80%
Essential View 5 IMA	Rubric	1-4	80% 3 or 4	80%
Essential View 6 Renal Arteries	Rubric	1-4	80% 3 or 4	87%
Essential View 7 Kidneys	Rubric	1-4	80% 3 or 4	93%
Essential View 8 Renal Arteries Flank	Rubric	1-4	80% 3 or 4	93%
Essential View 9 Renal Arteries Prone	Rubric	1-4	80% 3 or 4	93%
Essential View 10 Kidneys	Rubric	1-4	80% 3 or 4	93%
Essential View 11 Liver	Rubric	1-4	80% 3 or 4	87%
Essential View 12 Spleen	Rubric	1-4	80% 3 or 4	93%
Essential View 13 Hepatic	Rubric	1-4	80% 3 or 4	93%

Table 4a VAS 365 Direct Assignment Measurement SLO#5 2019-2020

Strengths: Students were able to show scanning competencies in each area of the abdominal vascular anatomy by the end of the course in the final project.

Weaknesses: None

Improvements: Find ways for students to practice even more to grow proficiency.

Table 4b SLO#5 VAS 366

Performance Criteria	Assessment Method	Measurement Scale	Minimum Acceptable Performance	Results
Venous Anatomy	Grading Rubric	1-4 Scale	80% 3 or 4	100%
Transplant Anatomy	Grading Rubric	1-4 Scale	80% 3 or 4	86%
Bypass Graft Anatomy	Grading Rubric	1-4 Scale	80% 3 or 4	86%
TCD Anatomy	Grading Rubric	1-4 Scale	80% 3 or 4	86%

Table 4b VAS 366 Direct Assignment Measurement SLO#5 2019-2020

Strengths: Students were able to show knowledge and skill at identifying all aspects of the anatomy in vascular special circulatory systems by end of the course

Weaknesses: None

Improvements: Find ways for students to practice even more to grow proficiency.

The Oregon Tech faculty surveyed 15 students in VAS 365 and 7 students VAS 366 in the 2019-2020 academic school year. The two survey results are listed below in tables 4c, and 4d.

Table 4c SLO#5 VAS 365

Performance Criteria	Assessment Methods	Measurement Scale	Minimum Acceptable Performance	Results
Essential View 1 Aorta	Survey	1-4	80% 3 or 4	100%
Essential View 2 Iliacs	Survey	1-4	80% 3 or 4	100%
Essential View 3 Celiac	Survey	1-4	80% 3 or 4	100%
Essential View 4 SMA	Survey	1-4	80% 3 or 4	100%
Essential View 5 IMA	Survey	1-4	80% 3 or 4	100%
Essential View 6 Renal Arteries	Survey	1-4	80% 3 or 4	100%
Essential View 7 Kidneys	Survey	1-4	80% 3 or 4	100%
Essential View 8 Renal Arteries Flank	Survey	1-4	80% 3 or 4	100%
Essential View 9 Renal Arteries Prone	Survey	1-4	80% 3 or 4	100%
Essential View 10 Kidneys	Survey	1-4	80% 3 or 4	100%
Essential View 11 Liver	Survey	1-4	80% 3 or 4	100%
Essential View 12 Spleen	Survey	1-4	80% 3 or 4	100%
Essential View 13 Hepatic	Survey	1-4	80% 3 or 4	100%

Table 4c VAS 365 Indirect Assessment Survey SLO#5 2019-2020

Strengths: Only half the surveys were returned but all the students rated their confidence in this learning outcome very high. Students self-rated highly their knowledge and skills at identifying each area of the abdominal vascular anatomy by the end of the course in the final project.

Weaknesses: None

Improvements: Find ways for students to practice even more to grow proficiency.

Table 4d SLO#5 VAS 366

Performance Criteria	Assessment Method	Measurement Scale	Minimum Acceptable Performance	Results
Venous Anatomy	Survey	1-4 Scale	80% 3 or 4	100%
Transplant Anatomy	Survey	1-4 Scale	80% 3 or 4	100%
Bypass Graft Anatomy	Survey	1-4 Scale	80% 3 or 4	100%
TCD Anatomy	Survey	1-4 Scale	80% 3 or 4	100%

Table 4d VAS 366 Indirect Assessment Survey SLO#5 2019-2020

Strengths: Only half the surveys were returned but all the students rated their confidence in this learning outcome very high. Students self-rated highly their knowledge and skills at identifying all aspects of the anatomy in vascular special circulatory systems by end of the course

Weaknesses: None

Improvements: Find ways for students to practice even more to grow proficiency.

Evidence of Student Learning

During the 2019-2020 academic year, the Vascular Degree Completion faculty formally assessed the student learning outcomes summarized below. The results of this year's assessment were discussed with the Dept Chair, Board Members and people in the field.

Student Learning Outcome#1: T The student will demonstrate the ability to communicate effectively in oral, written and visual forms.

The students are good writers by the time they get to their senior year in the 400 level courses. I do think they need more practice and am trying to add more writing requirements throughout their major courses. They performed well overall in writing communication which is not surprising.

Student Learning Outcome #4: The student will demonstrate knowledge and understanding of human gross anatomy, sectional anatomy, and normal and abnormal vascular anatomy.

All of the students in the degree completion program are licensed working professionals. They are scanning and as a requirement of their jobs they need to know the anatomy in order to diagnose disease in their patients. The students did well on this assessment as they are seasoned workers.

Student Learning Outcome #5: The student will employ professional judgment and discretion.

Students are publishing their work while still in school, they are focusing on case studies and they are doing well contributing to their fields. They are analysis case studies and showing evidence of good professional judgement and discretion.

All student surveys revealed that students have a lot of self-confidence on all 4 learning outcomes.

Curriculum Map for Vascular Degree Completion Program

Student Learning Outcome#1: The student will demonstrate the ability to communicate effectively in oral, written and visual forms.

Courses that are shaded below indicate that the SLO is taught in the course, students demonstrate skills or knowledge in the SLO, and students receive feedback on their performance on the SLO. The following codes indicate the level of emphasis of the SLO in the course. I= Introduced, R= Reinforced, E=Emphasized

		Vascular Degree Completion Courses		F a l l	W i n t e r	S p r i n g	S u m m e r
BI O	22 0*	Cardiovascular Physiology	4				
BU S	3 1 6	Total Quality in Health Care	3				
BU S	3 1 7	Health Care Management	3				
CH E	21 0*	Clinical Pharmacology	3				
SP E	32 1*	Small Group & Team Comm	3				
VA S	33 5*	Radiographic Vascular Anatomy	3				
VA S	33 7*	Survey of Echocardiography**	3	I E		I E	
VA S	36 5*	Abdominal Vascular Disease	4	I E	I E	I E	IE
VA S	36 6*	Special Circulatory Problems	4	I E		I E	
VA S	37 5*	Survey of Abdominal Sonography**	3				
VA S	38 5*	Vascular Laboratory Management	3				
VA S	42 0 A*	Special Vascular Technology Externship	8	R E		R E	RE
VA S	42 0 B*	Special Vascular Technology Externship	7		R E		
	*	Communication elective (from Gen Ed list)***	3				

Curriculum Map for Vascular Degree Completion Program

Student Learning Outcome #4: The student will demonstrate knowledge and understanding of human gross anatomy, sectional anatomy, and normal and abnormal vascular anatomy.

Courses that are shaded below indicate that the SLO is taught in the course, students demonstrate skills or knowledge in the SLO, and students receive feedback on their performance on the SLO. The following codes indicate the level of emphasis of the SLO in the course. I= Introduced, R= Reinforced, E=Emphasized

		Vascular Degree Completion Courses		Fall	Winter	Spring
BIO	220*	Cardiovascular Physiology	4	R		
BUS	316	Total Quality in Health Care	3			
BUS	317	Health Care Management	3			
CHE	210*	Clinical Pharmacology	3			
SPE	321*	Small Group & Team Comm	3			
VAS	335*	Radiographic Vascular Anatomy	3			
VAS	337*	Survey of Echocardiography**	3			
VAS	365*	Abdominal Vascular Disease	4	IE	IE	IE
VAS	366*	Special Circulatory Problems	4	IE		IE
VAS	375*	Survey of Abdominal Sonography**	3		IE	
VAS	385*	Vascular Laboratory Management	3			
VAS	420A*	Special Vascular Technology Externship	8	RE		RE
VAS	420B*	Special Vascular Technology Externship	7		RE	
	*	Communication elective (from Gen Ed list)***	3			

Curriculum Map for Vascular Degree Completion Program

Student Learning Outcome #5: The student will employ professional judgment and discretion.

Courses that are shaded below indicate that the SLO is taught in the course, students demonstrate skills or knowledge in the SLO, and students receive feedback on their performance on the SLO. The following codes indicate the level of emphasis of the SLO in the course. I= Introduced, R= Reinforced, E=Emphasized

		Vascular Degree Completion Courses		Fall	Winter	Spring
BIO	220*	Cardiovascular Physiology	4			
BUS	316	Total Quality in Health Care	3			
BUS	317	Health Care Management	3			
CHE	210*	Clinical Pharmacology	3			
SPE	321*	Small Group & Team Comm	3			
VAS	335*	Radiographic Vascular Anatomy	3			
VAS	337*	Survey of Echocardiography**	3	IE		IE
VAS	365*	Abdominal Vascular Disease	4	IE	IE	IE
VAS	366*	Special Circulatory Problems	4	IE		IE
VAS	375*	Survey of Abdominal Sonography**	3		IE	
VAS	385*	Vascular Laboratory Management	3			
VAS	420 A*	Special Vascular Technology Externship	8	RE		RE
VAS	420 B*	Special Vascular Technology Externship	7			
	*	Communication elective (from Gen Ed list)***	3			

Program Report: BVTO – Vascular Technology B.S. Degree Completion

(2019-20) Student Exit Survey

August 26th 2020, 10:18 am PDT

Q ESLO 1 - Oregon Tech Essential Student Learning Outcomes Please rate your proficiency in the following areas.



ESLO 1a. Communication: Writing effectively

#	Question	1		2		3		4		5		Total
1	High proficiency	0.00%	0	0.00%	0	0.00%	0	0.00%	0	100.00%	1	1
2	Proficiency	0.00%	0	0.00%	0	0.00%	0	0.00%	0	0.00%	0	0
3	Some proficiency	0.00%	0	0.00%	0	0.00%	0	0.00%	0	0.00%	0	0

4	Limited proficiency	0.00%	0	0.00%	0	0.00%	0	0.00%	0	0.00%	0	0
---	---------------------	-------	---	-------	---	-------	---	-------	---	-------	---	---

ESLO 1b. Communication: Speaking effectively

#	Question	1		2		3		4		5		Total
1	High proficiency	0.00%	0	0.00%	0	0.00%	0	0.00%	0	100.00%	1	1
2	Proficiency	0.00%	0	0.00%	0	0.00%	0	0.00%	0	0.00%	0	0
3	Some proficiency	0.00%	0	0.00%	0	0.00%	0	0.00%	0	0.00%	0	0
4	Limited proficiency	0.00%	0	0.00%	0	0.00%	0	0.00%	0	0.00%	0	0

ESLO 2. Inquiry & Analysis: Thinking critically and analytically

#	Question	1		2		3		4		5		Total
1	High proficiency	0.00%	0	0.00%	0	0.00%	0	0.00%	0	100.00%	1	1
2	Proficiency	0.00%	0	0.00%	0	0.00%	0	0.00%	0	0.00%	0	0
3	Some proficiency	0.00%	0	0.00%	0	0.00%	0	0.00%	0	0.00%	0	0
4	Limited proficiency	0.00%	0	0.00%	0	0.00%	0	0.00%	0	0.00%	0	0

ESLO 3. Ethical Reasoning: Making ethical judgements

#	Question	1		2		3		4		5		Total
1	High proficiency	0.00%	0	0.00%	0	0.00%	0	0.00%	0	100.00%	1	1
2	Proficiency	0.00%	0	0.00%	0	0.00%	0	0.00%	0	0.00%	0	0
3	Some proficiency	0.00%	0	0.00%	0	0.00%	0	0.00%	0	0.00%	0	0
4	Limited proficiency	0.00%	0	0.00%	0	0.00%	0	0.00%	0	0.00%	0	0

ESLO 4. Teamwork: Work effectively with groups and teams

#	Question	1		2		3		4		5		Total
1	High proficiency	0.00%	0	0.00%	0	0.00%	0	0.00%	0	100.00%	1	1
2	Proficiency	0.00%	0	0.00%	0	0.00%	0	0.00%	0	0.00%	0	0
3	Some proficiency	0.00%	0	0.00%	0	0.00%	0	0.00%	0	0.00%	0	0
4	Limited proficiency	0.00%	0	0.00%	0	0.00%	0	0.00%	0	0.00%	0	0

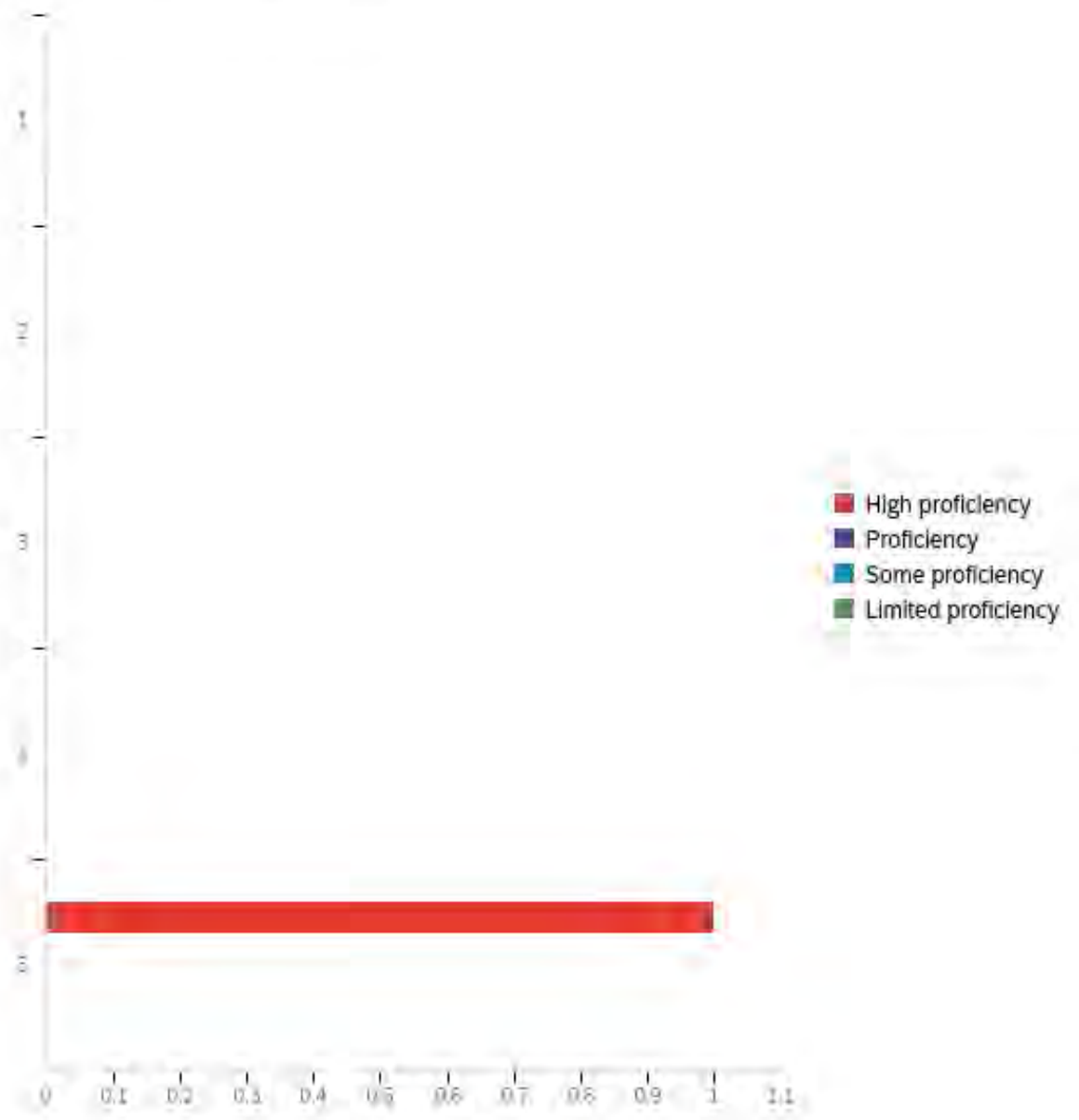
ESLO 5. Quantitative Literacy: Using quantitative/numerical information to solve problems, evaluate claims, and support decisions

#	Question	1		2		3		4		5		Total
1	High proficiency	0.00%	0	0.00%	0	0.00%	0	0.00%	0	100.00%	1	1
2	Proficiency	0.00%	0	0.00%	0	0.00%	0	0.00%	0	0.00%	0	0
3	Some proficiency	0.00%	0	0.00%	0	0.00%	0	0.00%	0	0.00%	0	0
4	Limited proficiency	0.00%	0	0.00%	0	0.00%	0	0.00%	0	0.00%	0	0

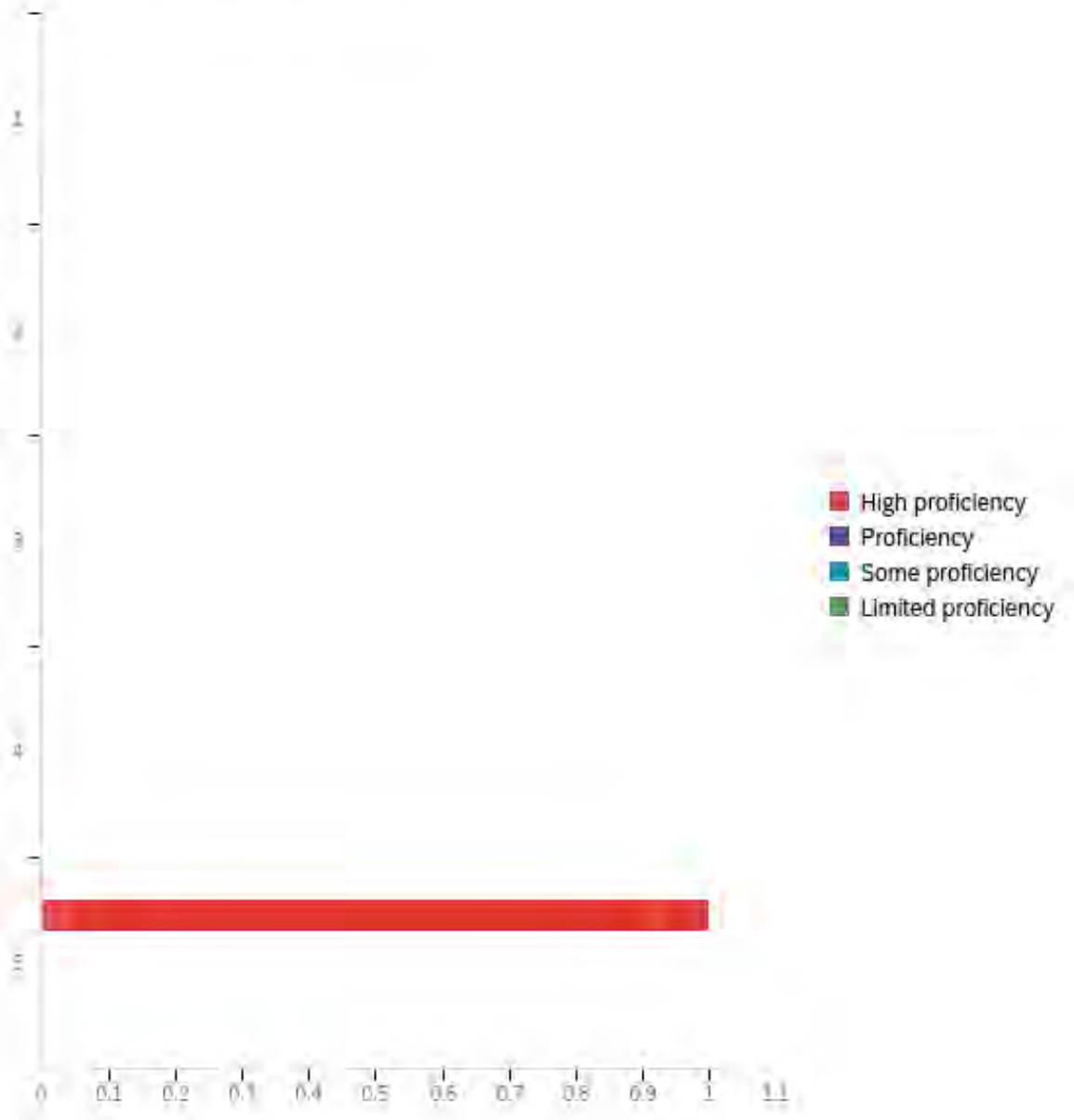
ESLO 6. Diverse Perspectives: Understanding of diverse perspectives to improve interactions with others

#	Question	1		2		3		4		5		Total
1	High proficiency	0.00%	0	0.00%	0	0.00%	0	0.00%	0	100.00%	1	1
2	Proficiency	0.00%	0	0.00%	0	0.00%	0	0.00%	0	0.00%	0	0
3	Some proficiency	0.00%	0	0.00%	0	0.00%	0	0.00%	0	0.00%	0	0
4	Limited proficiency	0.00%	0	0.00%	0	0.00%	0	0.00%	0	0.00%	0	0

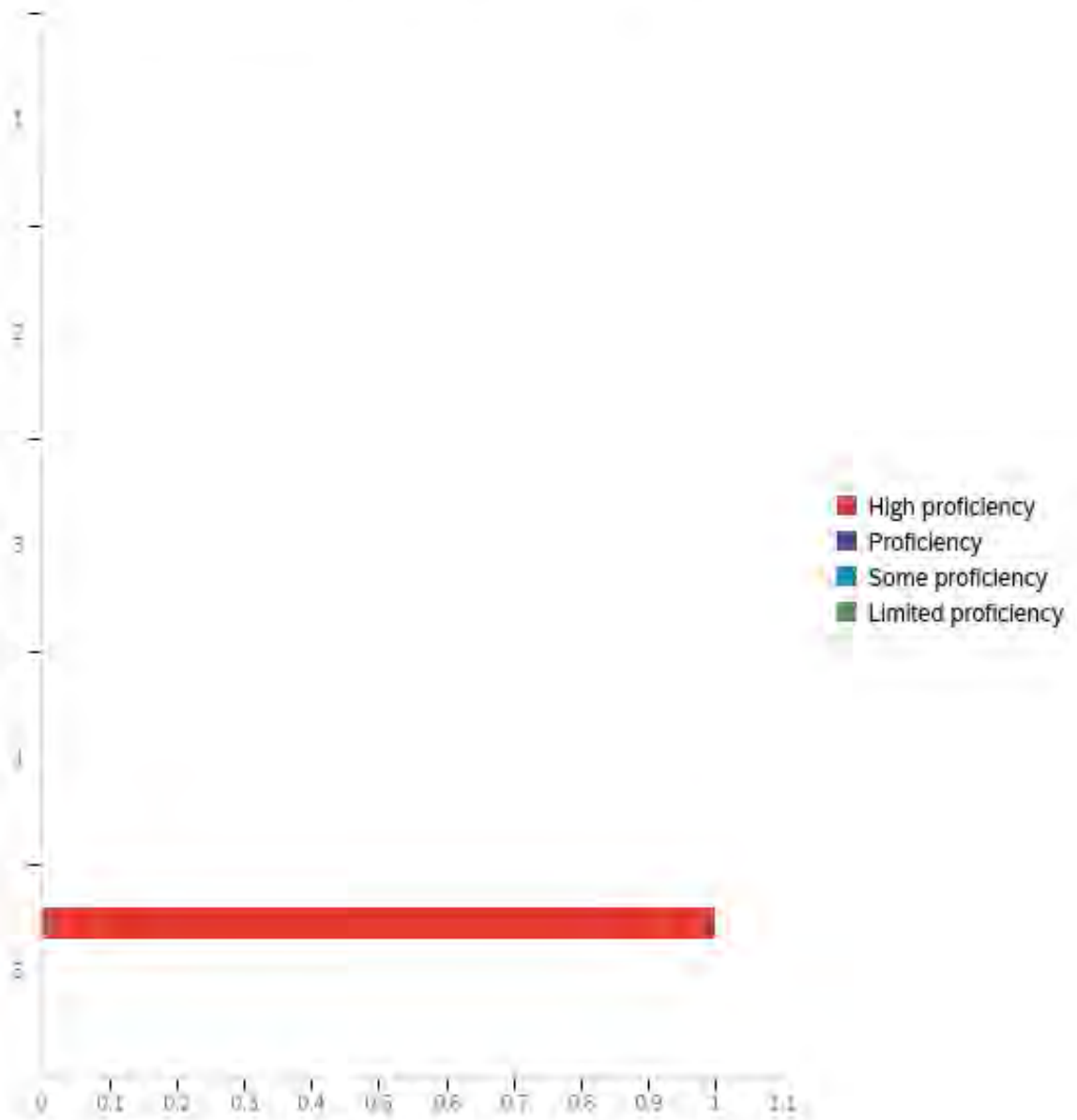
ESLO 1a. Communication: Writing effectively



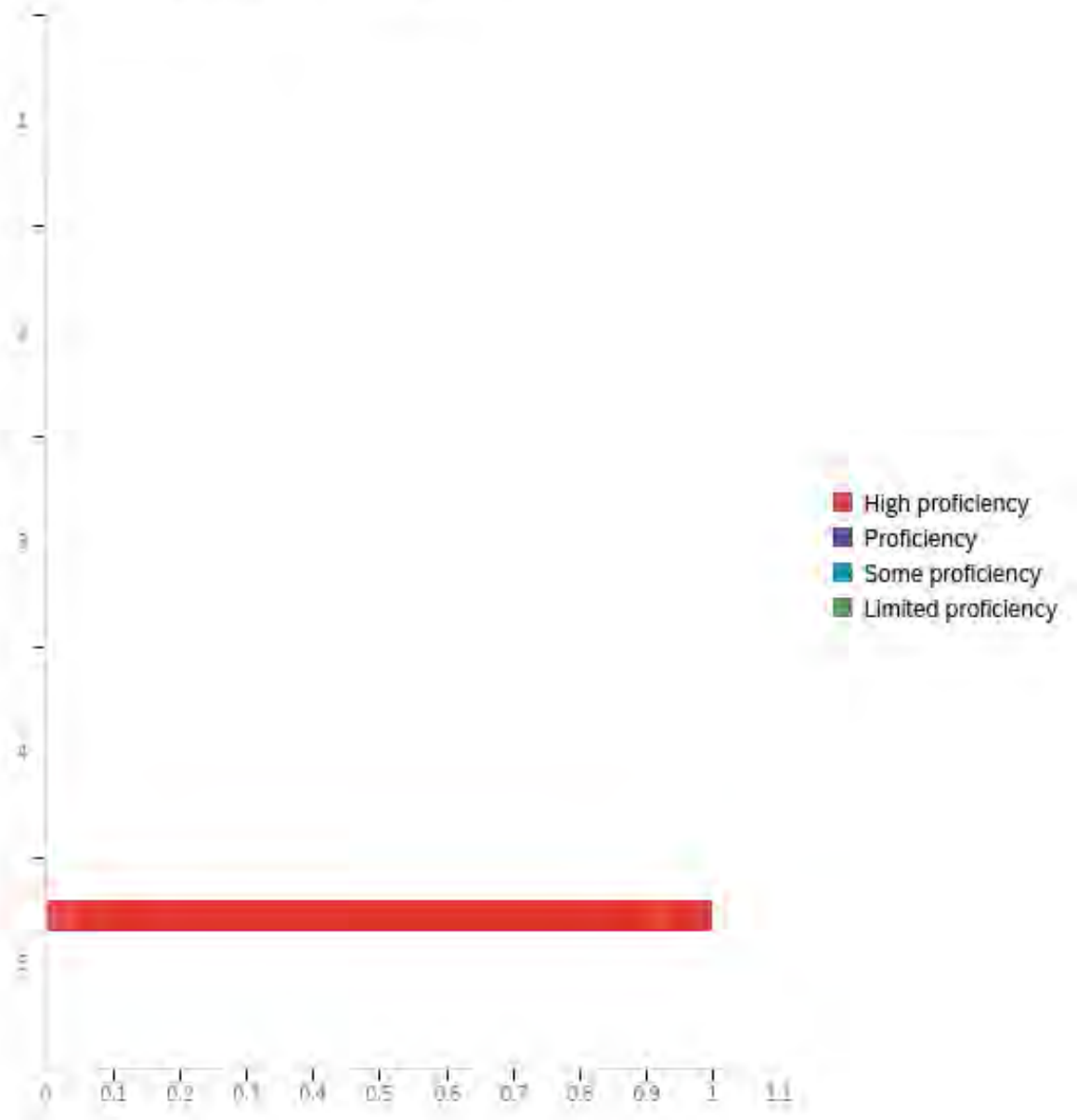
ESLO 1b. Communication: Speaking effectively



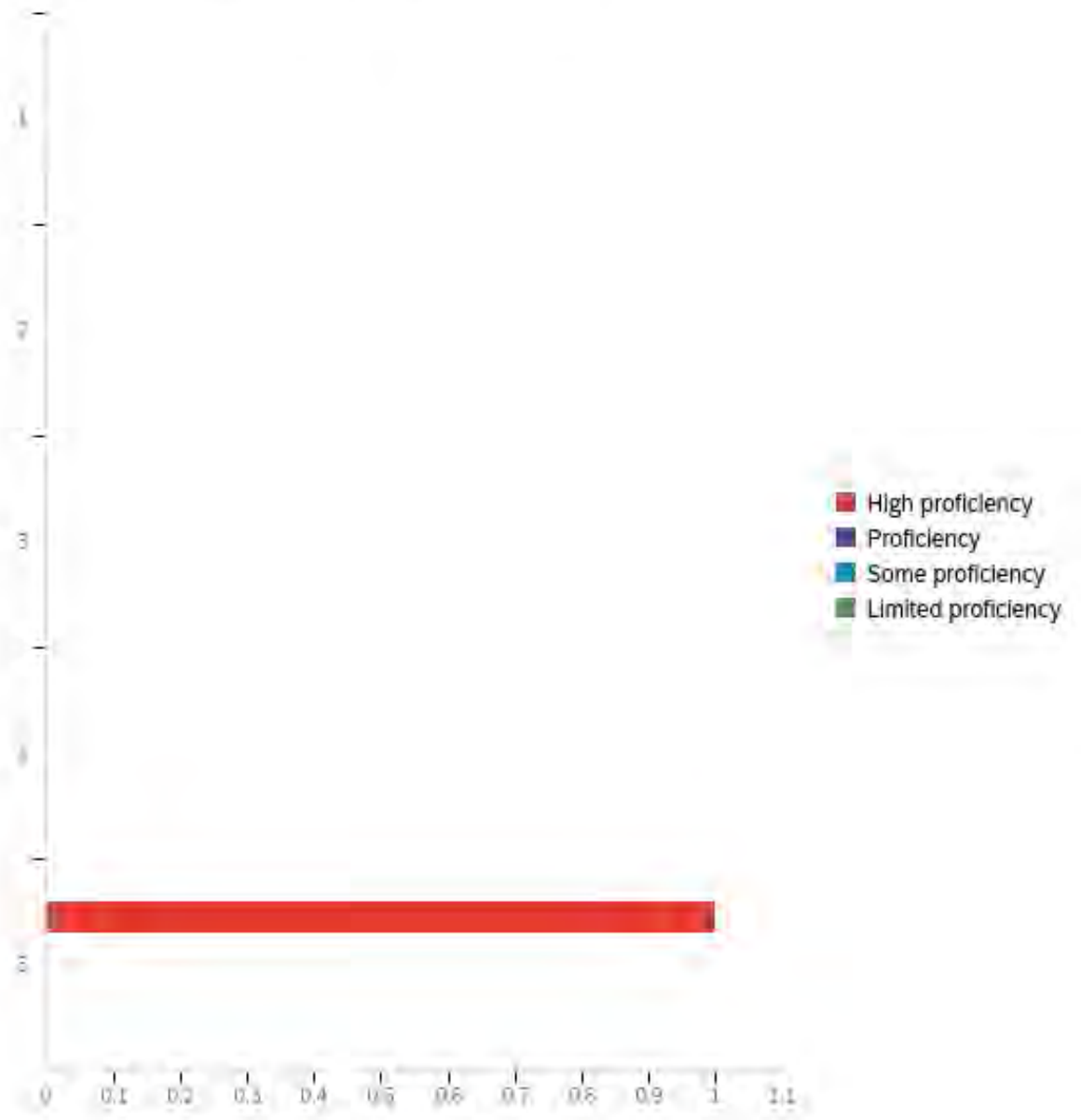
ESLO 2. Inquiry & Analysis: Thinking critically and analytically



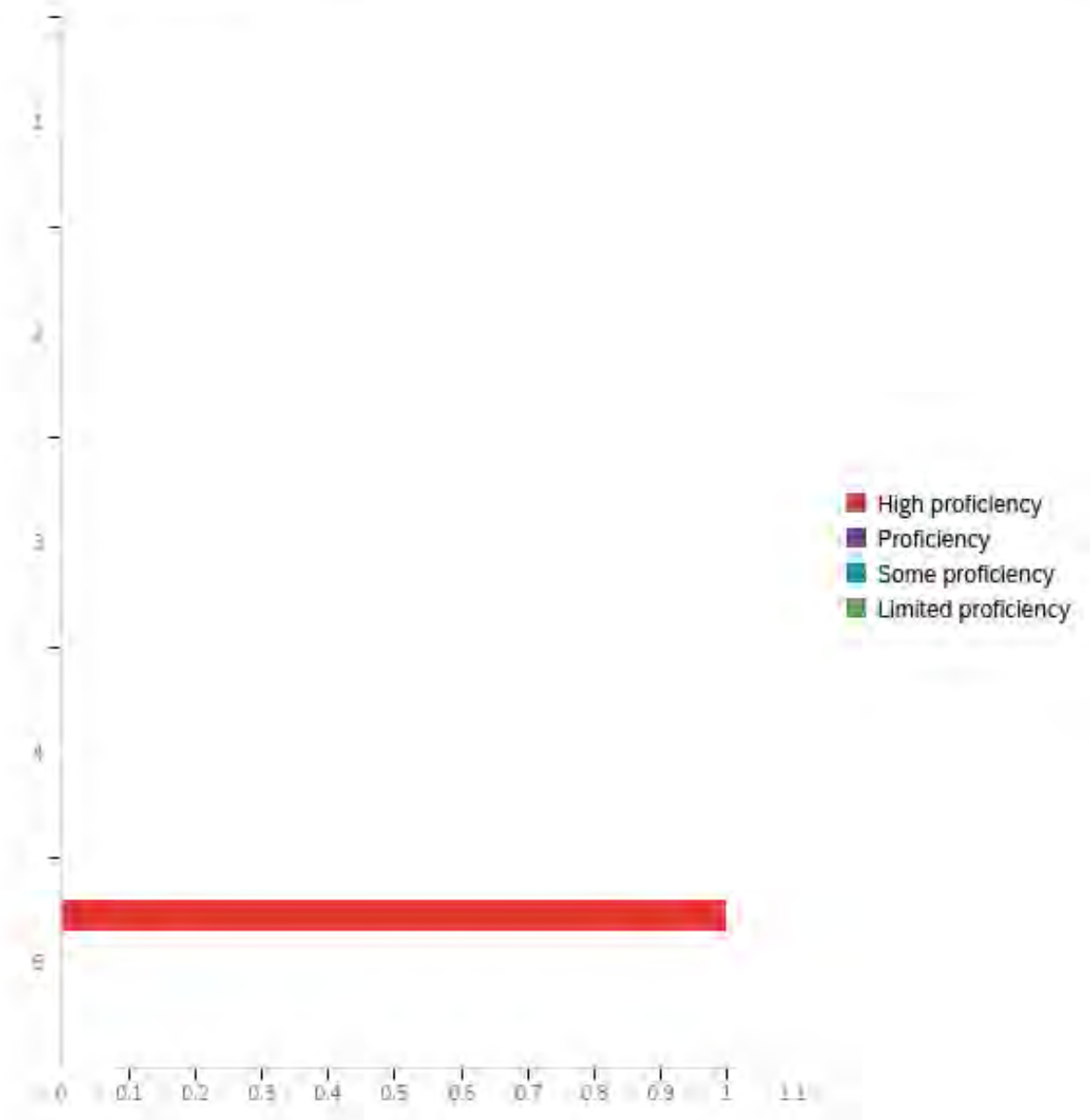
ESLO 3. Ethical Reasoning: Making ethical judgements



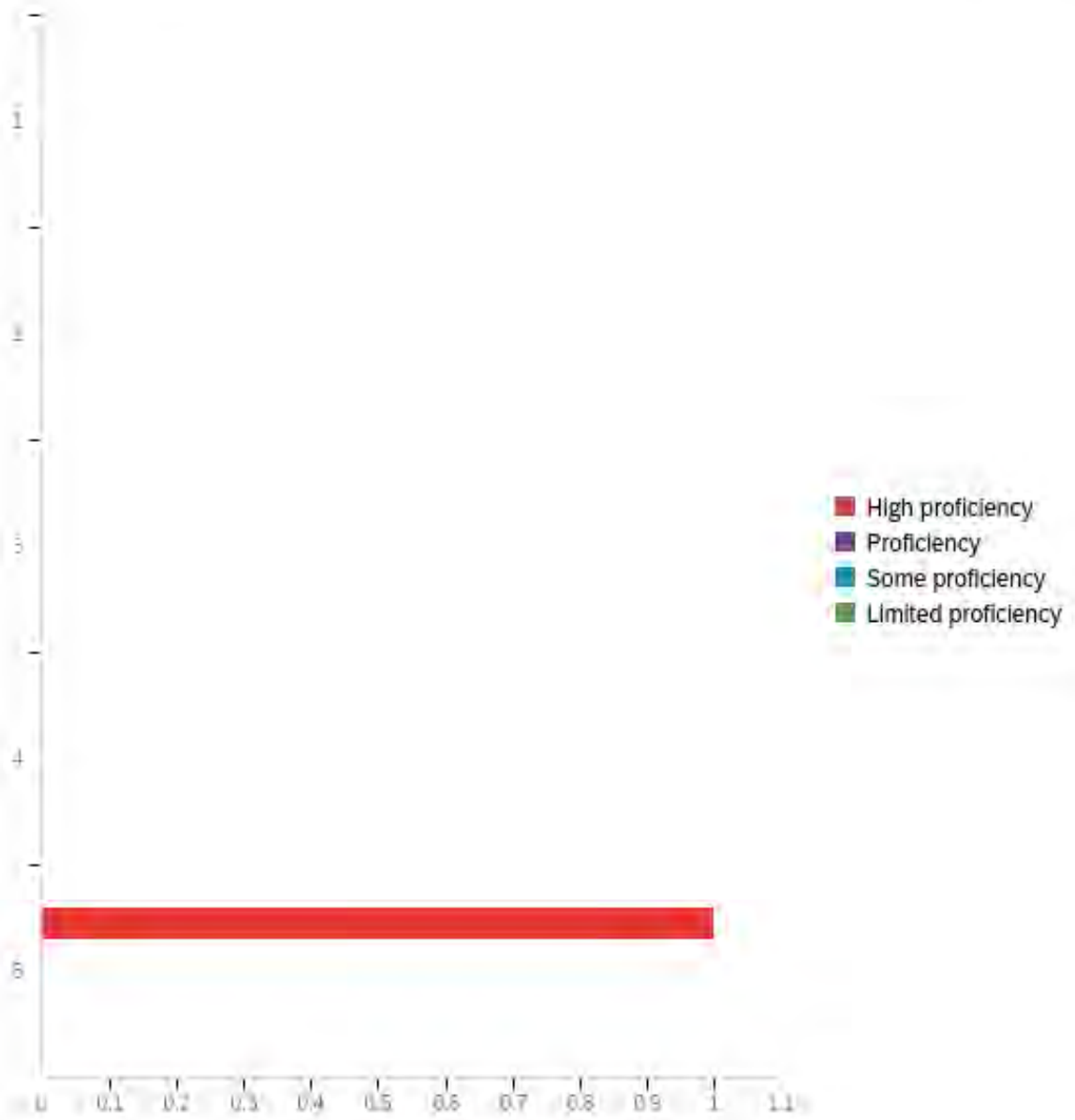
ESLO 4. Teamwork: Work effectively with groups and teams



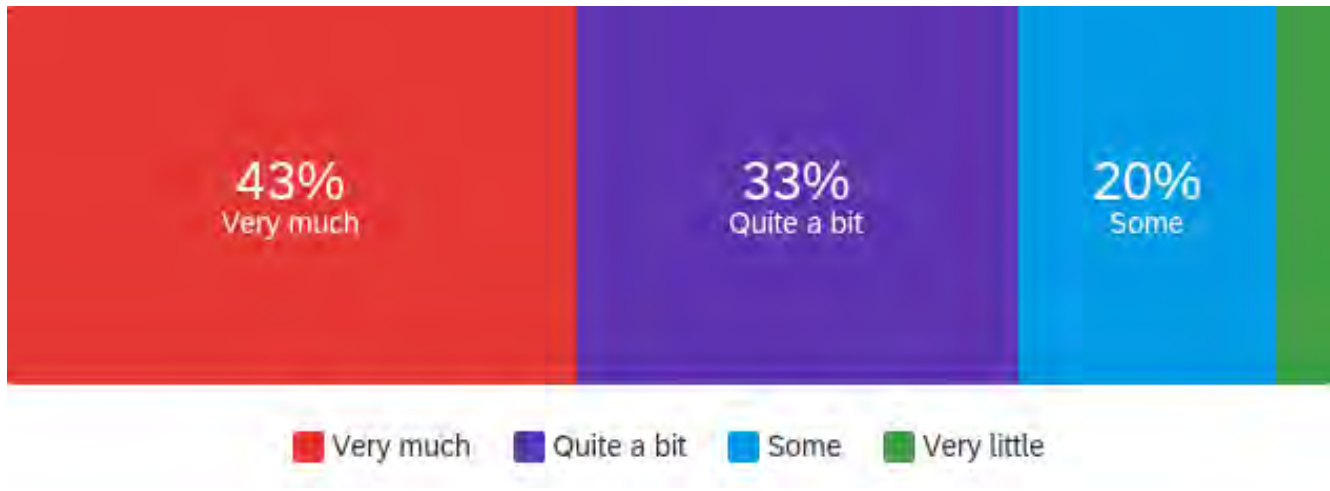
ESLO 5. Quantitative Literacy: Using quantitative/numerical information to solve problems, evaluate claims, and support decisions



ESLO 6. Diverse Perspectives: Understanding of diverse perspectives to improve interactions with others



Q ESLO 2 - Oregon Tech Essential Student Learning Outcomes How much has your experience at Oregon Tech contributed to your knowledge, skills, and personal development in these areas?



ESLO 1a. Communication: Writing effectively

#	Question	1	2	3	4	5	Total
1	Very much	0.00%	0	0.00%	0	100.00%	1
2	Quite a bit	0.00%	0	0.00%	0	0.00%	0
3	Some	0.00%	0	0.00%	0	0.00%	0
4	Very little	0.00%	0	0.00%	0	0.00%	0

ESLO 1b. Communication: Speaking effectively

#	Question	1	2	3	4	5	Total
1	Very much	0.00%	0	0.00%	0	100.00%	1
2	Quite a bit	0.00%	0	0.00%	0	0.00%	0
3	Some	0.00%	0	0.00%	0	0.00%	0
4	Very little	0.00%	0	0.00%	0	0.00%	0

ESLO 2. Inquiry & Analysis: Thinking critically and analytically

#	Question	1		2		3		4		5		Total
1	Very much	0.00%	0	0.00%	0	0.00%	0	0.00%	0	100.00%	1	1
2	Quite a bit	0.00%	0	0.00%	0	0.00%	0	0.00%	0	0.00%	0	0
3	Some	0.00%	0	0.00%	0	0.00%	0	0.00%	0	0.00%	0	0
4	Very little	0.00%	0	0.00%	0	0.00%	0	0.00%	0	0.00%	0	0

ESLO 3. Ethical Reasoning: Making ethical judgements

#	Question	1		2		3		4		5		Total
1	Very much	0.00%	0	0.00%	0	0.00%	0	0.00%	0	100.00%	1	1
2	Quite a bit	0.00%	0	0.00%	0	0.00%	0	0.00%	0	0.00%	0	0
3	Some	0.00%	0	0.00%	0	0.00%	0	0.00%	0	0.00%	0	0
4	Very little	0.00%	0	0.00%	0	0.00%	0	0.00%	0	0.00%	0	0

ESLO 4. Teamwork: Work effectively with groups and teams

#	Question	1		2		3		4		5		Total
1	Very much	0.00%	0	0.00%	0	0.00%	0	0.00%	0	100.00%	1	1
2	Quite a bit	0.00%	0	0.00%	0	0.00%	0	0.00%	0	0.00%	0	0
3	Some	0.00%	0	0.00%	0	0.00%	0	0.00%	0	0.00%	0	0
4	Very little	0.00%	0	0.00%	0	0.00%	0	0.00%	0	0.00%	0	0

ESLO 5. Quantitative Literacy: Using quantitative/numerical information to solve problems, evaluate claims, and support decisions

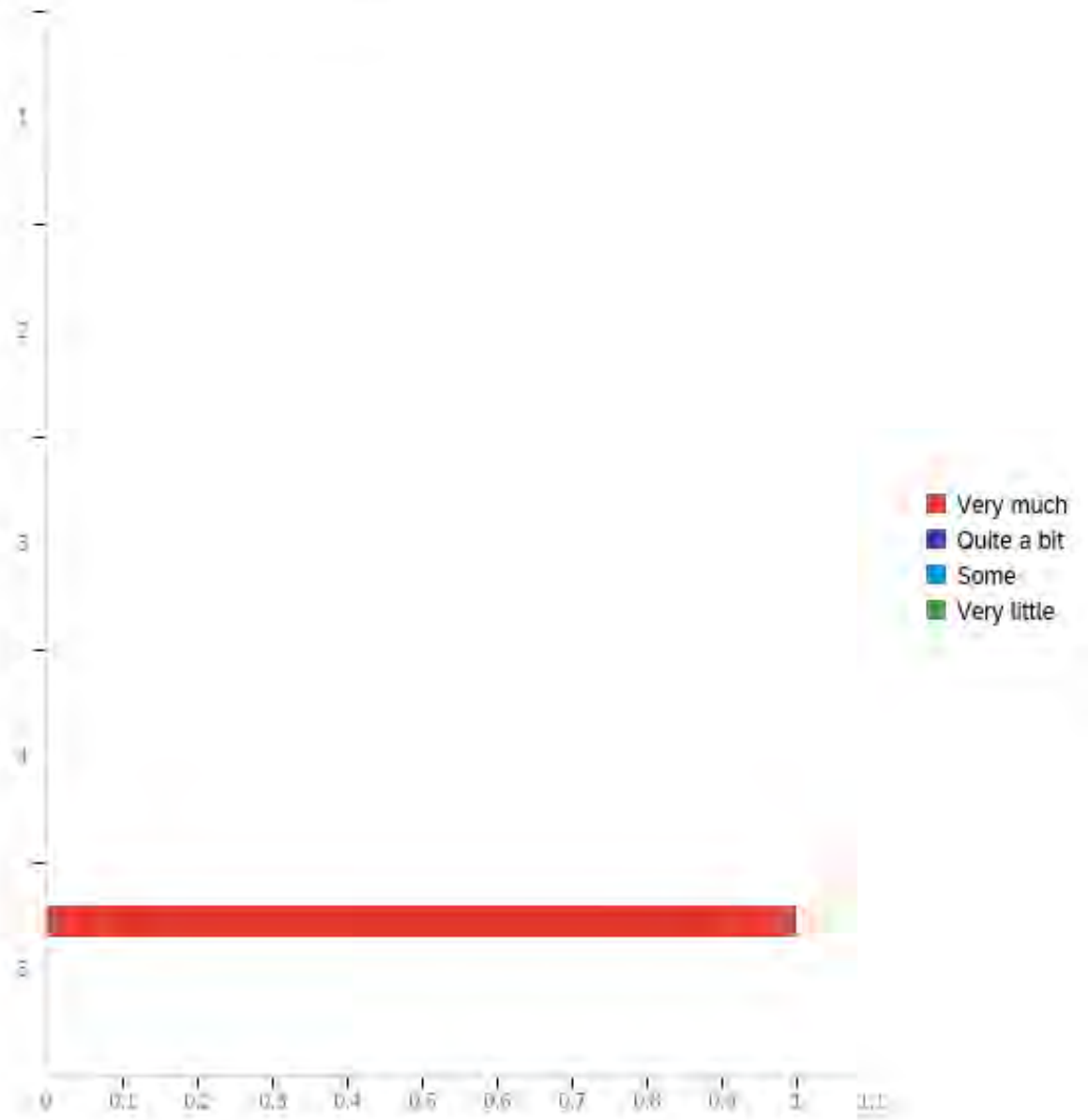
#	Question	1		2		3		4		5		Total
1	Very much	0.00%	0	0.00%	0	0.00%	0	0.00%	0	100.00%	1	1
2	Quite a bit	0.00%	0	0.00%	0	0.00%	0	0.00%	0	0.00%	0	0
3	Some	0.00%	0	0.00%	0	0.00%	0	0.00%	0	0.00%	0	0

4	Very little	0.00%	0	0.00%	0	0.00%	0	0.00%	0	0.00%	0
---	-------------	-------	---	-------	---	-------	---	-------	---	-------	---

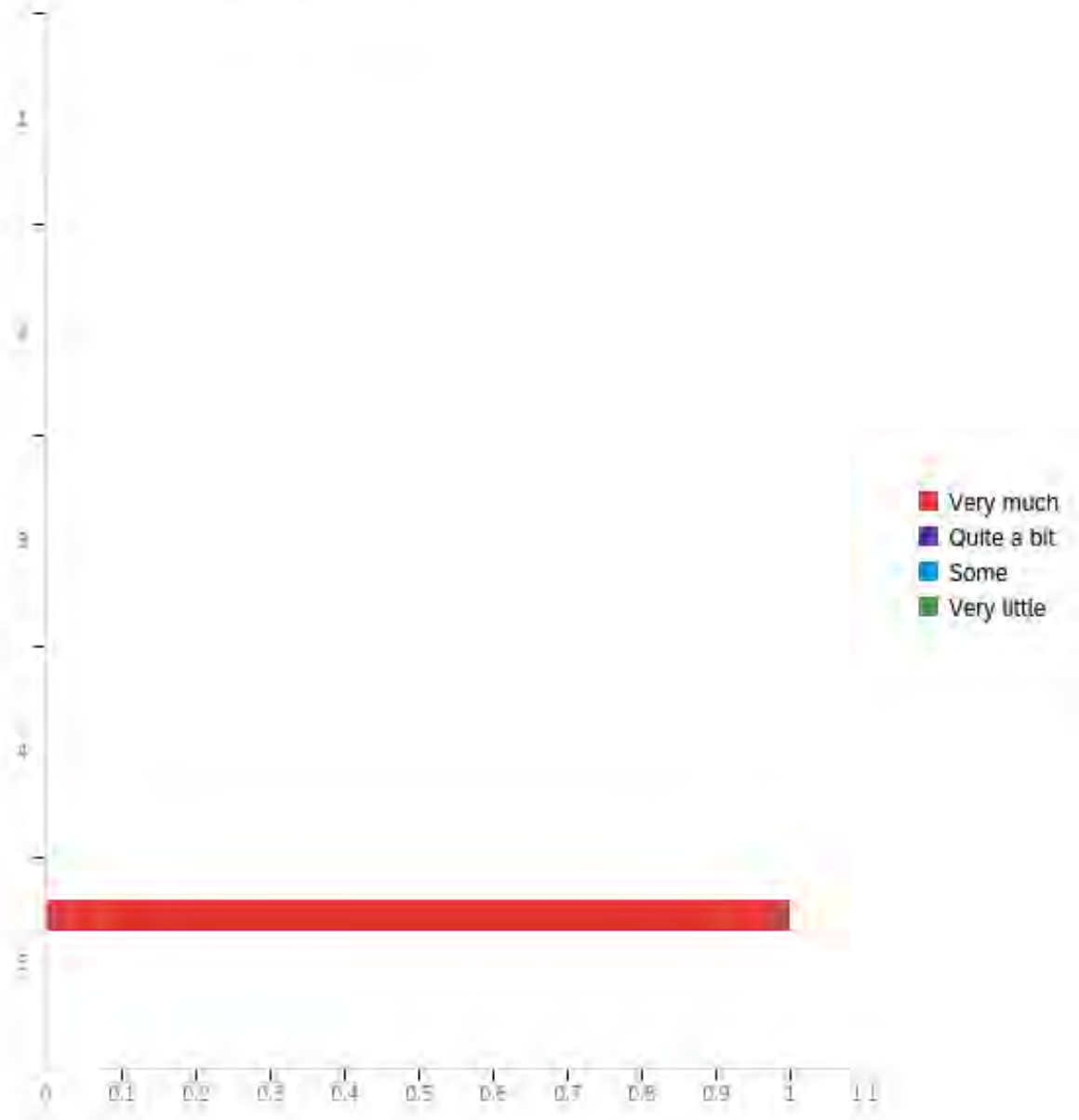
ESLO 6. Diverse Perspectives: Understanding of diverse perspectives to improve interactions with others

#	Question	1	2	3	4	5	Total
1	Very much	0.00%	0	0.00%	0	100.00%	1
2	Quite a bit	0.00%	0	0.00%	0	0.00%	0
3	Some	0.00%	0	0.00%	0	0.00%	0
4	Very little	0.00%	0	0.00%	0	0.00%	0

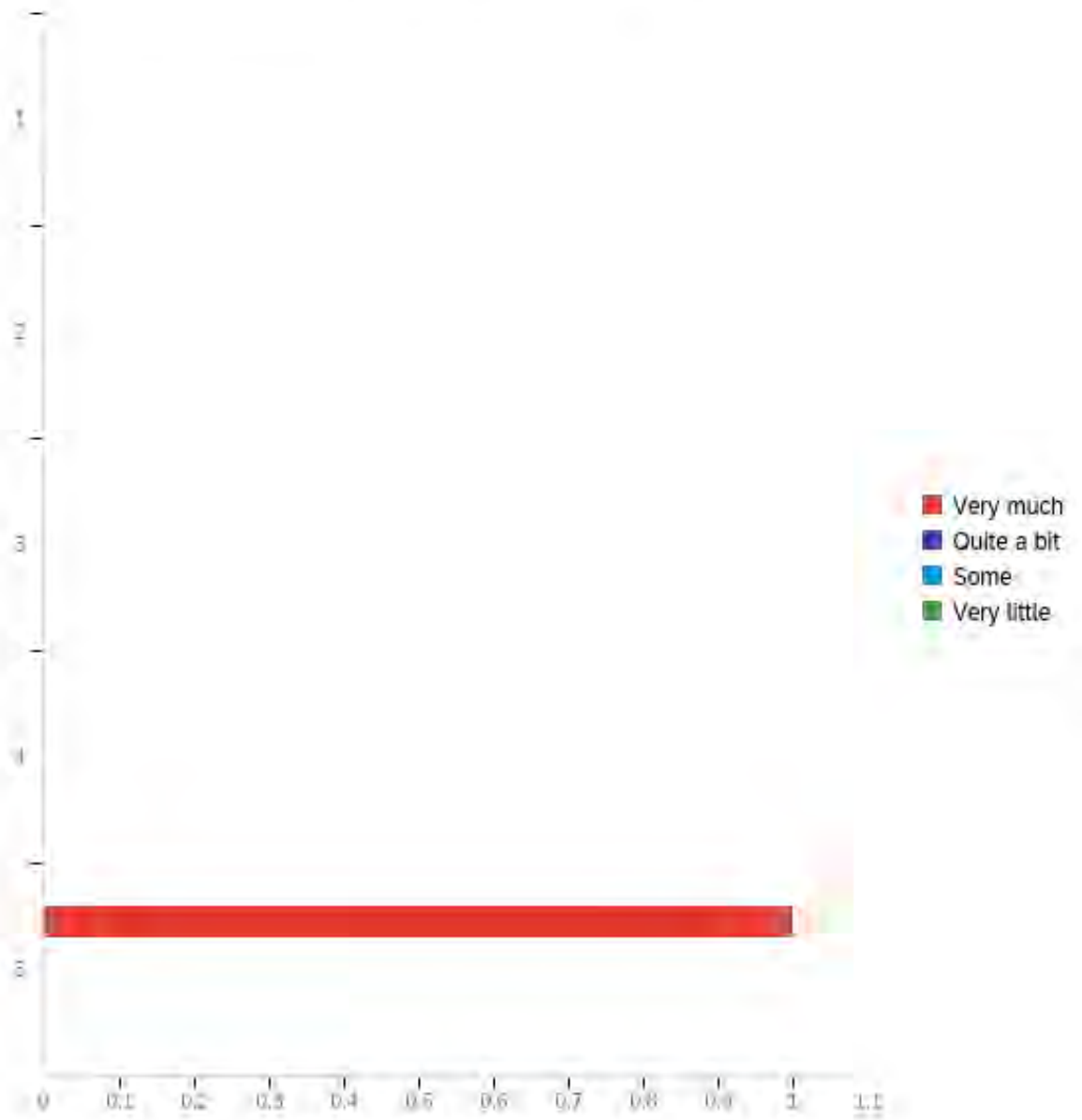
ESLO 1a. Communication: Writing effectively



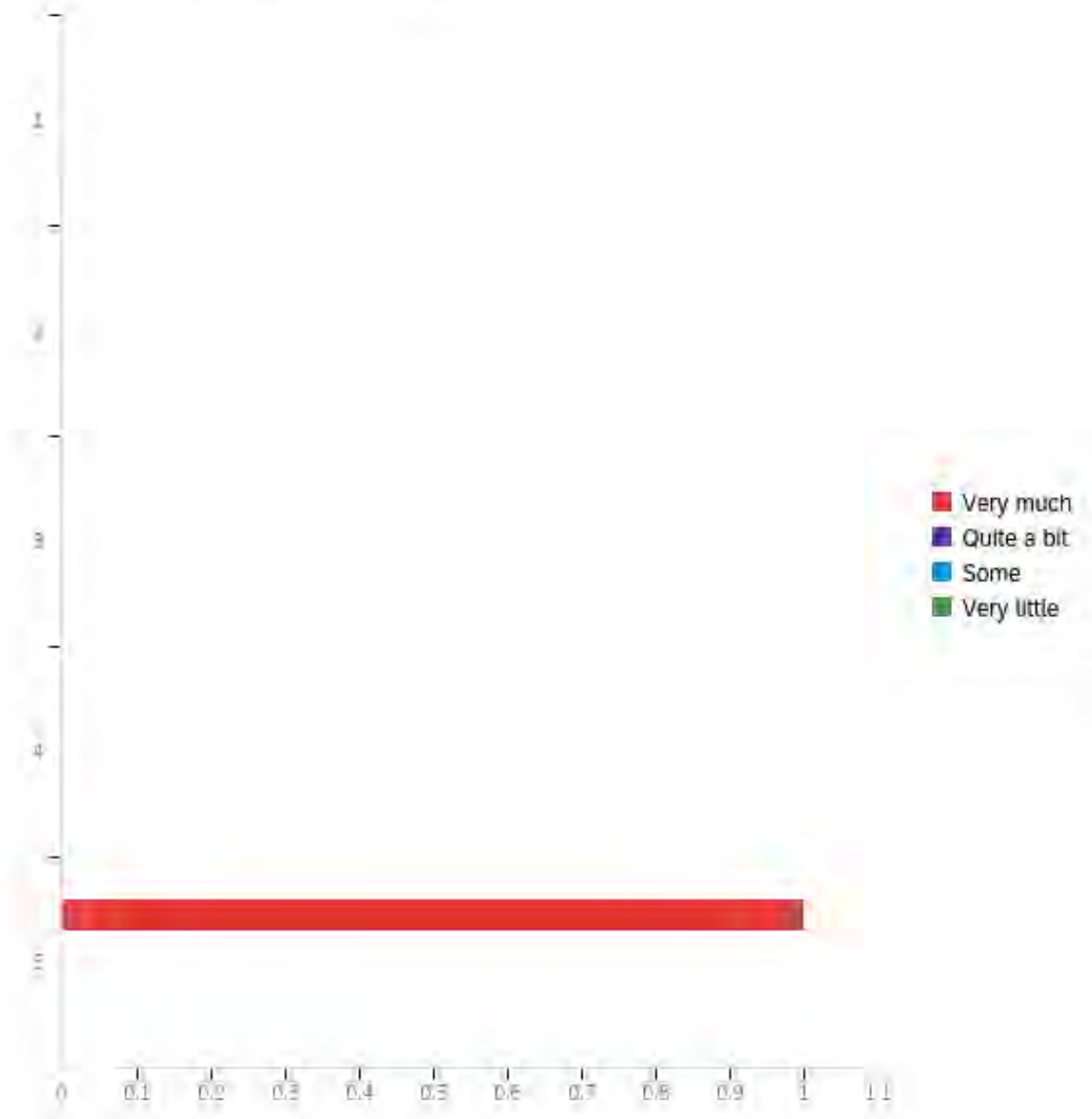
ESLO 1b. Communication: Speaking effectively



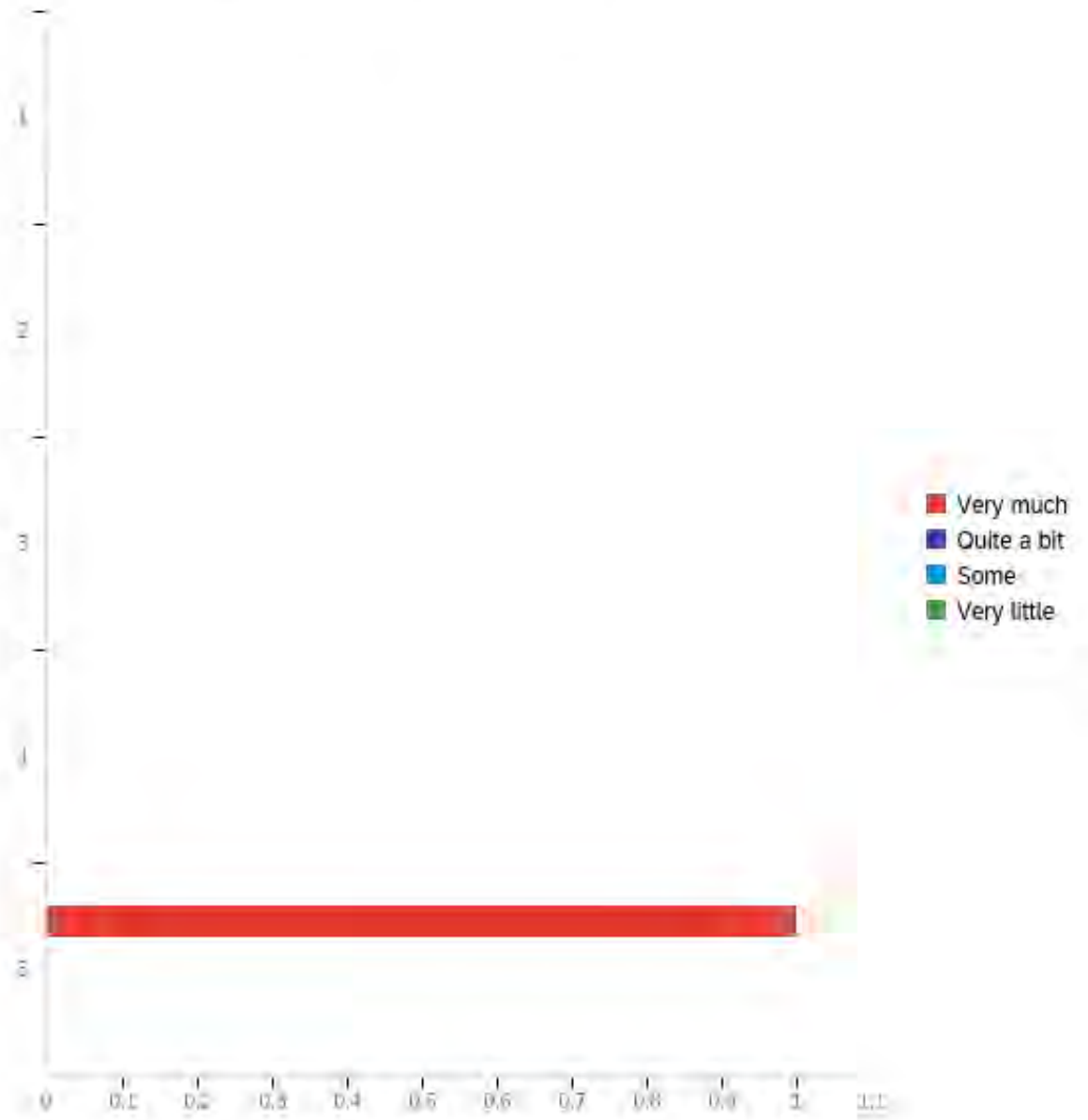
ESLO 2. Inquiry & Analysis: Thinking critically and analytically



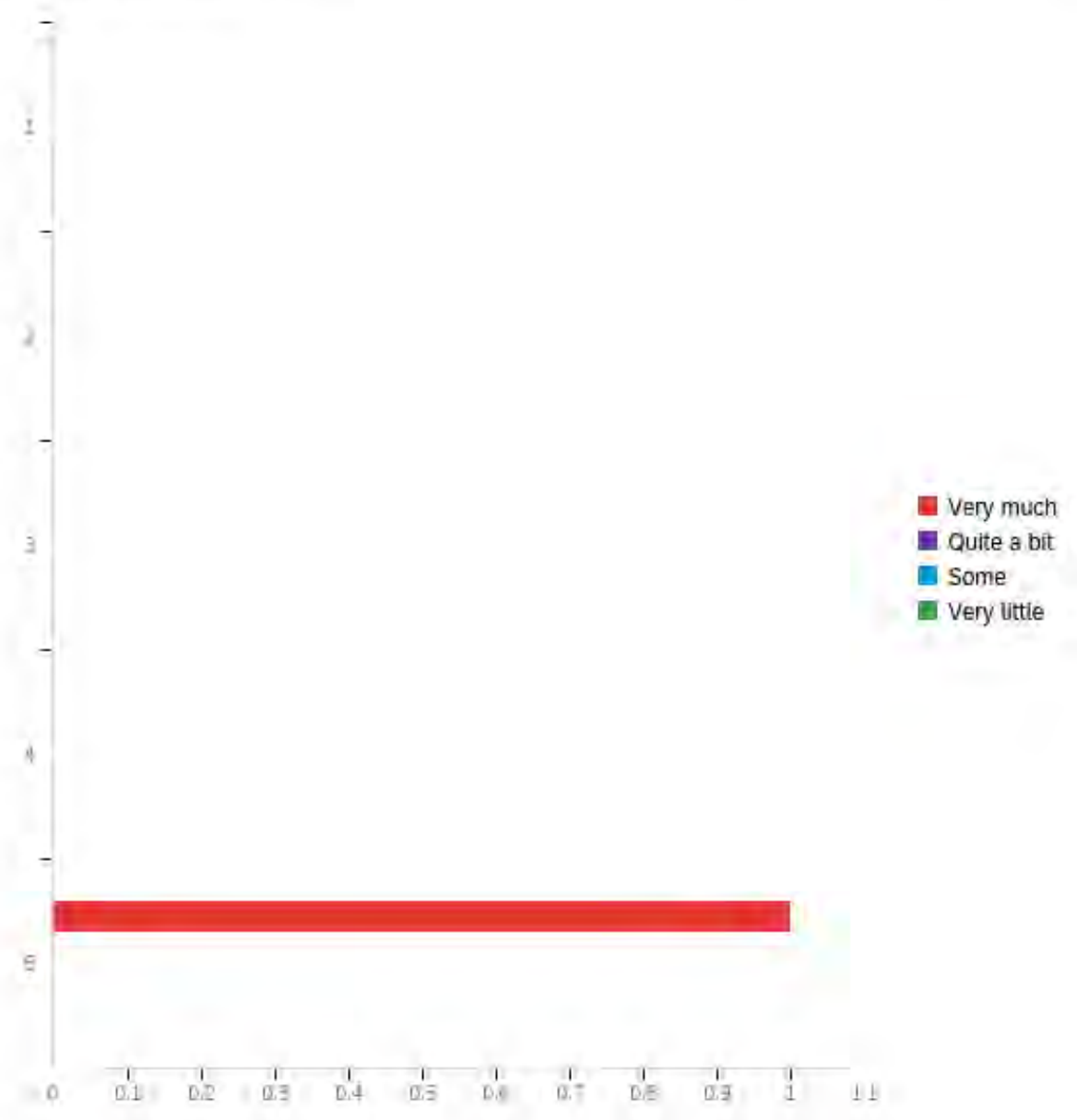
ESLO 3. Ethical Reasoning: Making ethical judgements



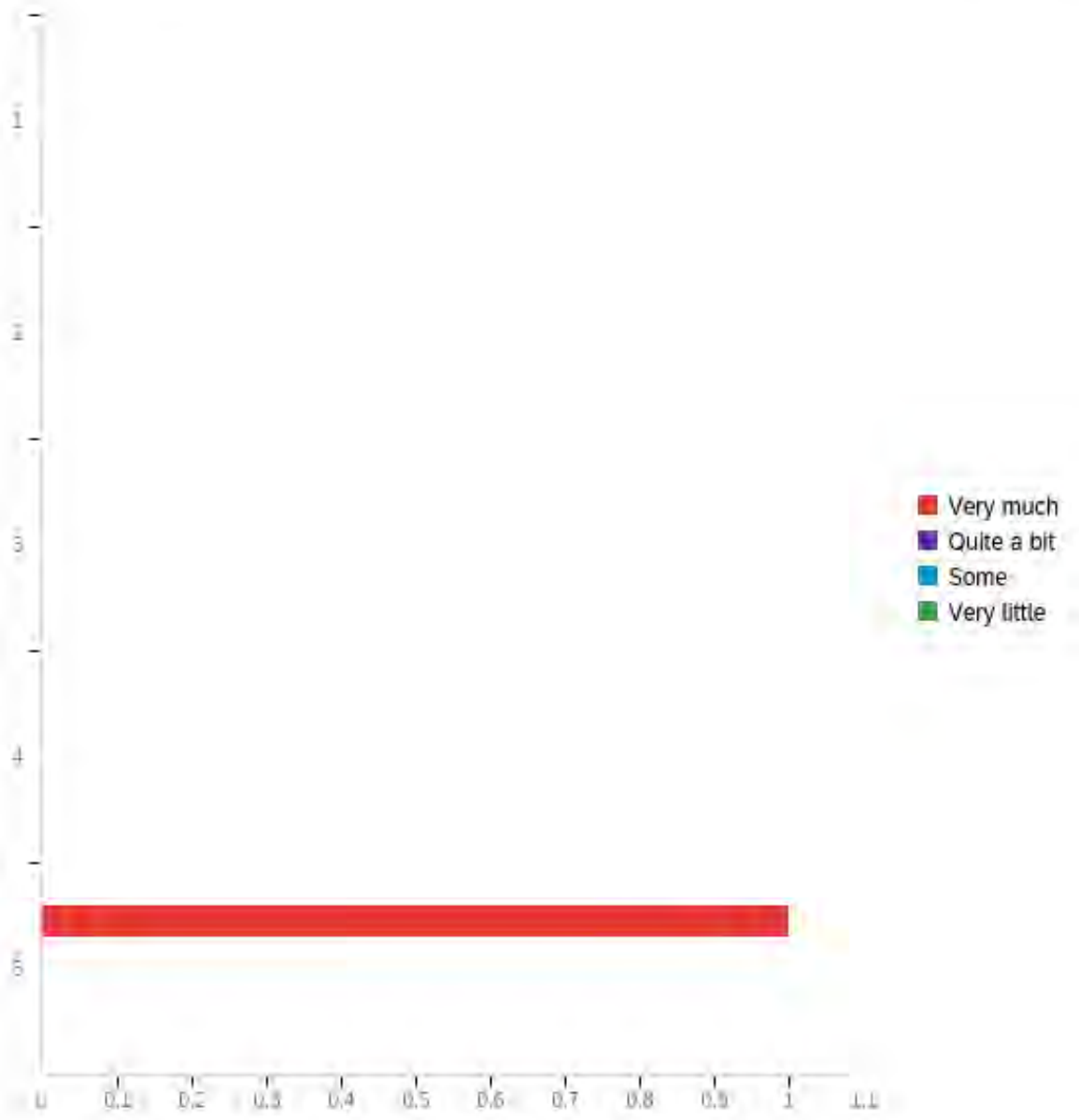
ESLO 4. Teamwork: Work effectively with groups and teams



ESLO 5. Quantitative Literacy: Using quantitative/numerical information to solve problems, evaluate claims, and support decisions

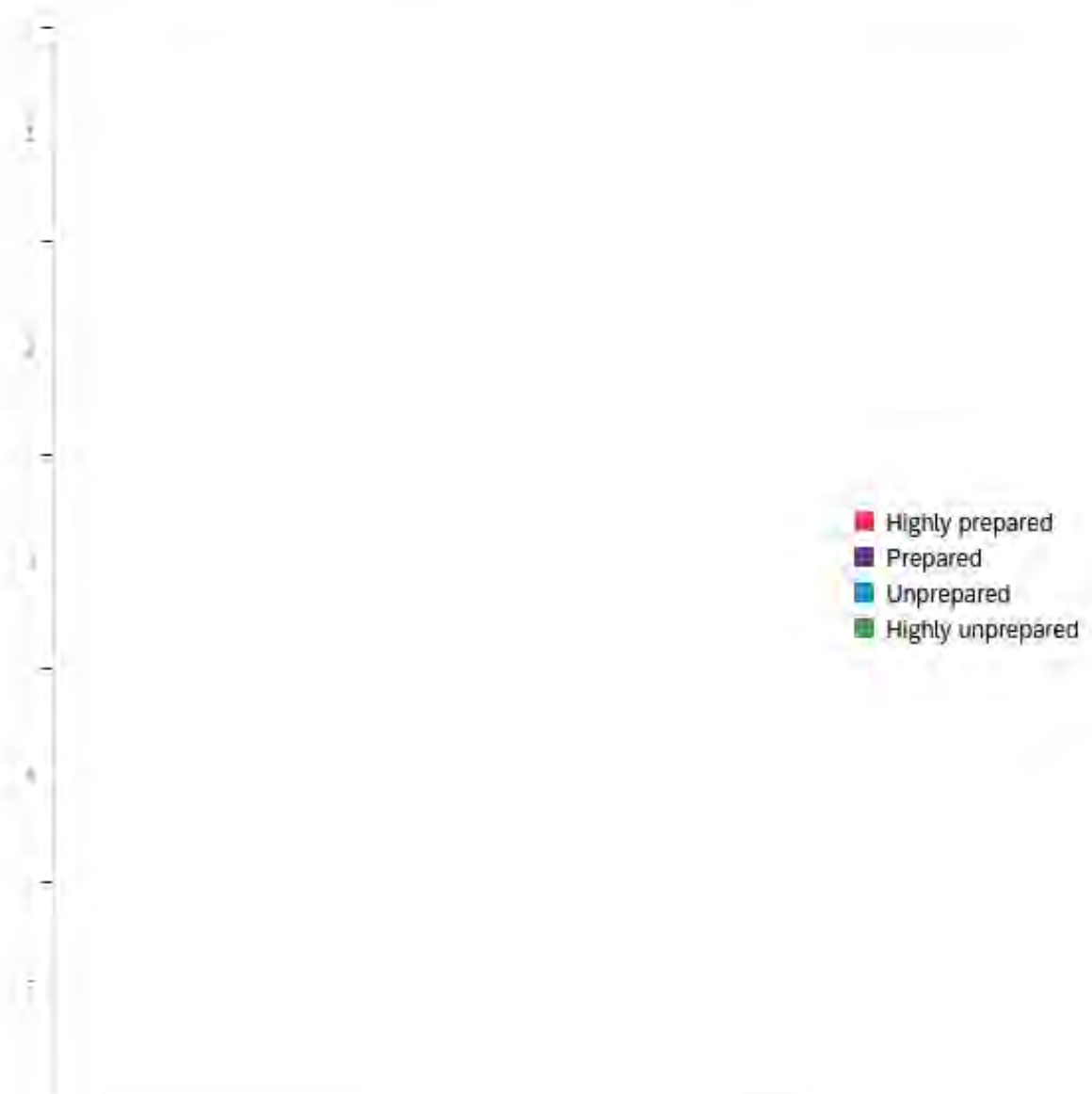


ESLO 6. Diverse Perspectives: Understanding of diverse perspectives to improve interactions with others

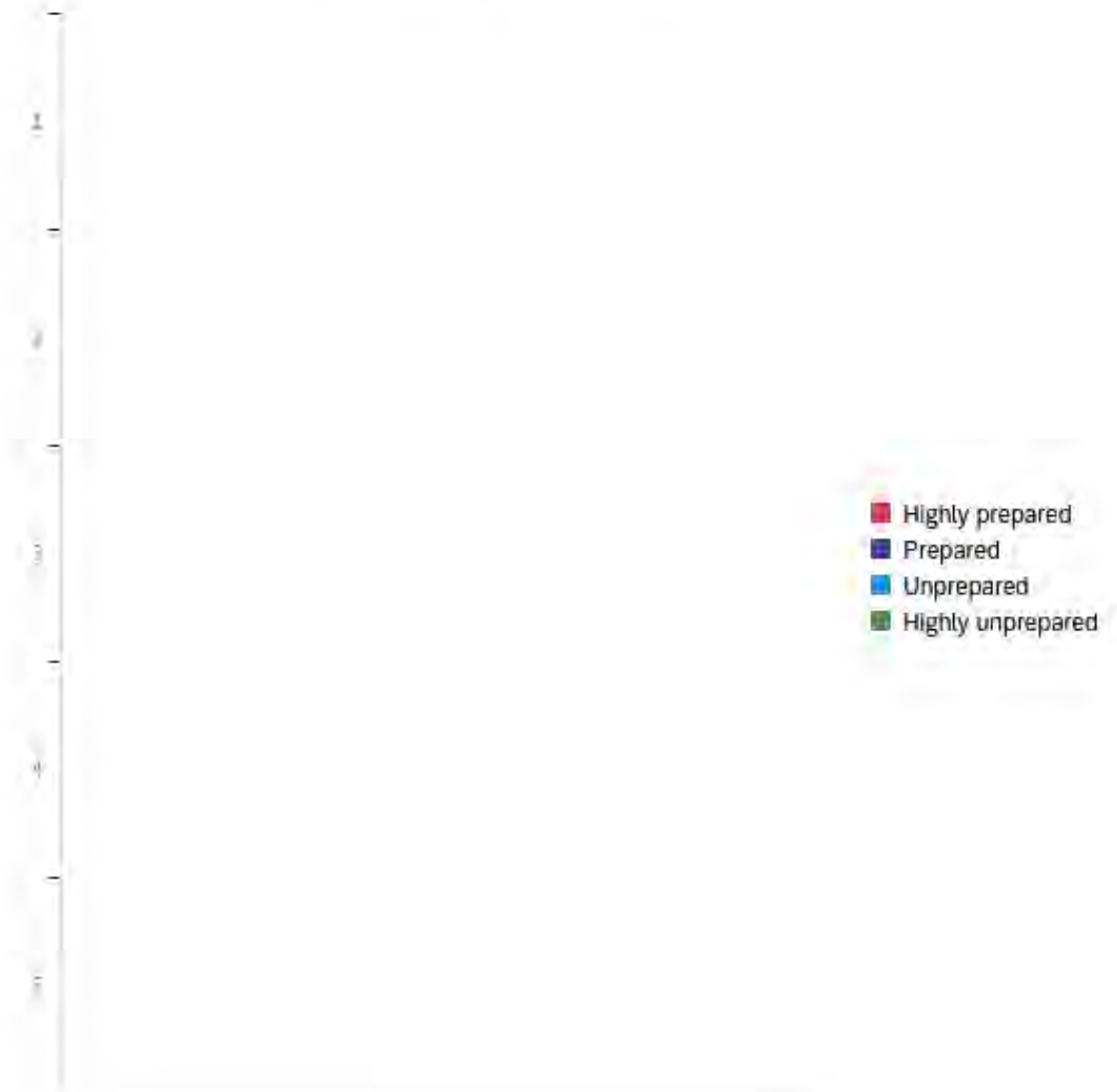


Q BVTO 1 - Program Student Learning Outcomes for Vascular Technology B.S. Degree Completion Please rate your proficiency in the following areas.

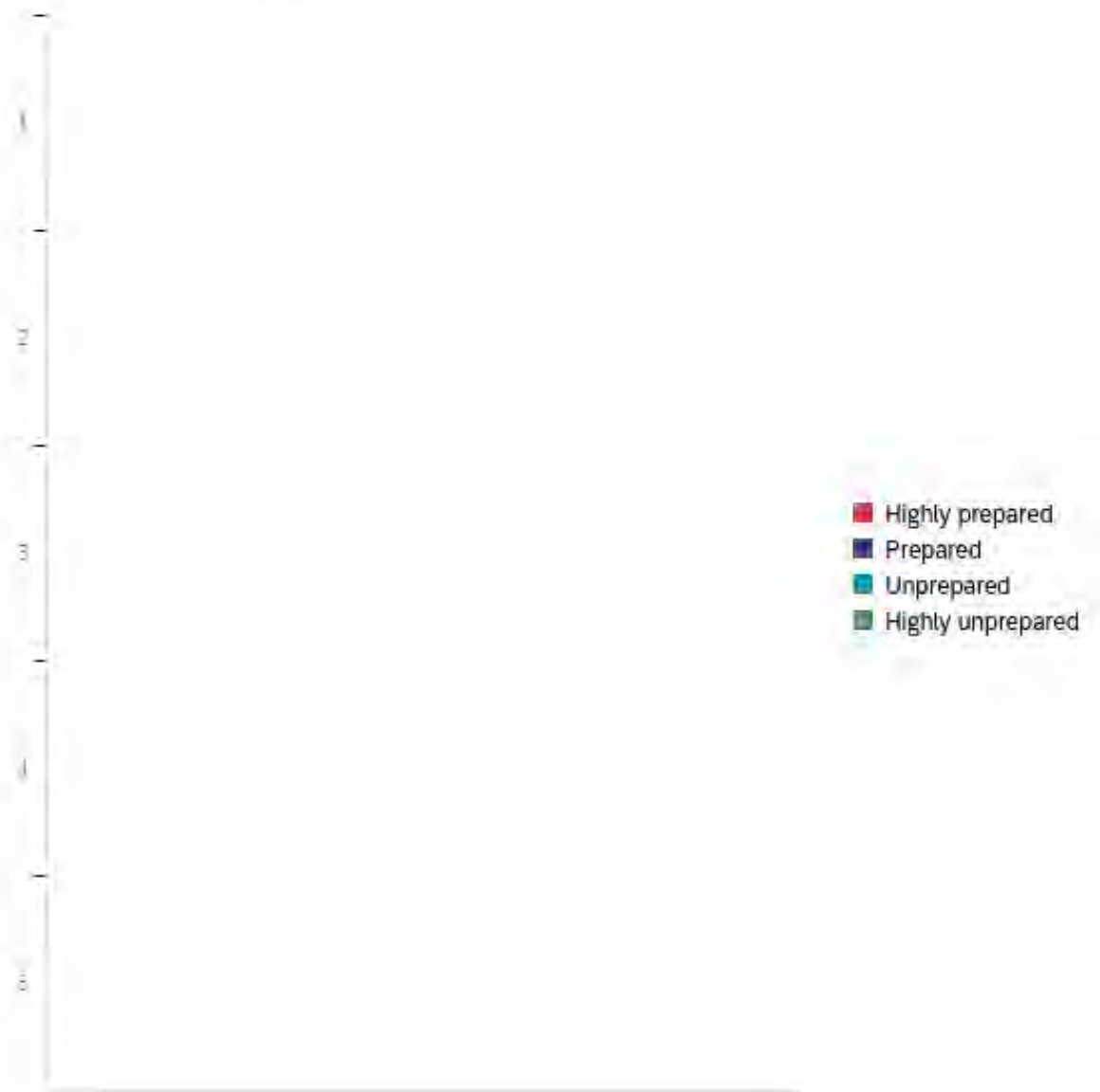
1. The student will demonstrate the ability to communicate effectively in oral, written and visual forms.



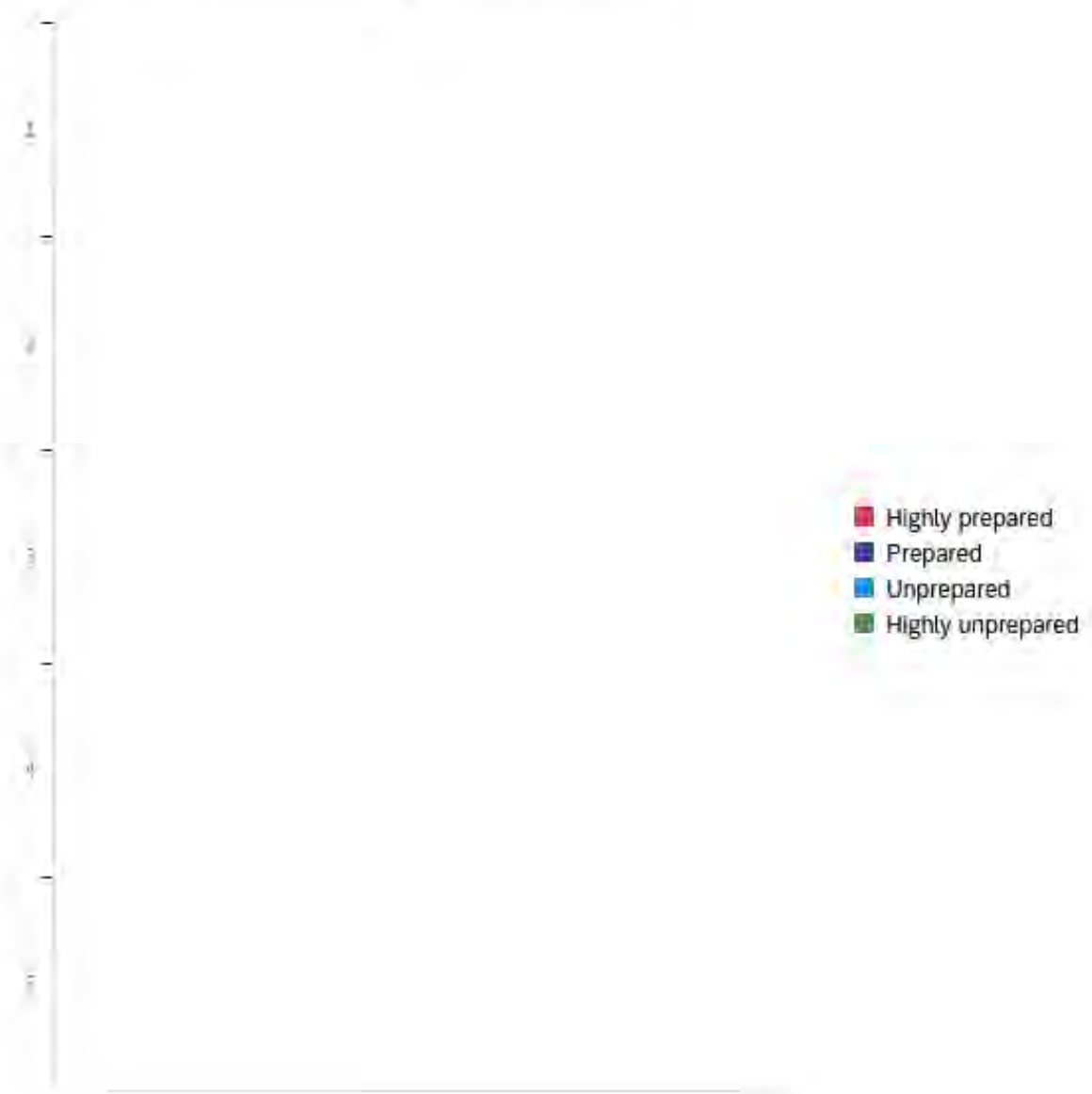
2. The student will demonstrate the ability to work effectively in teams.



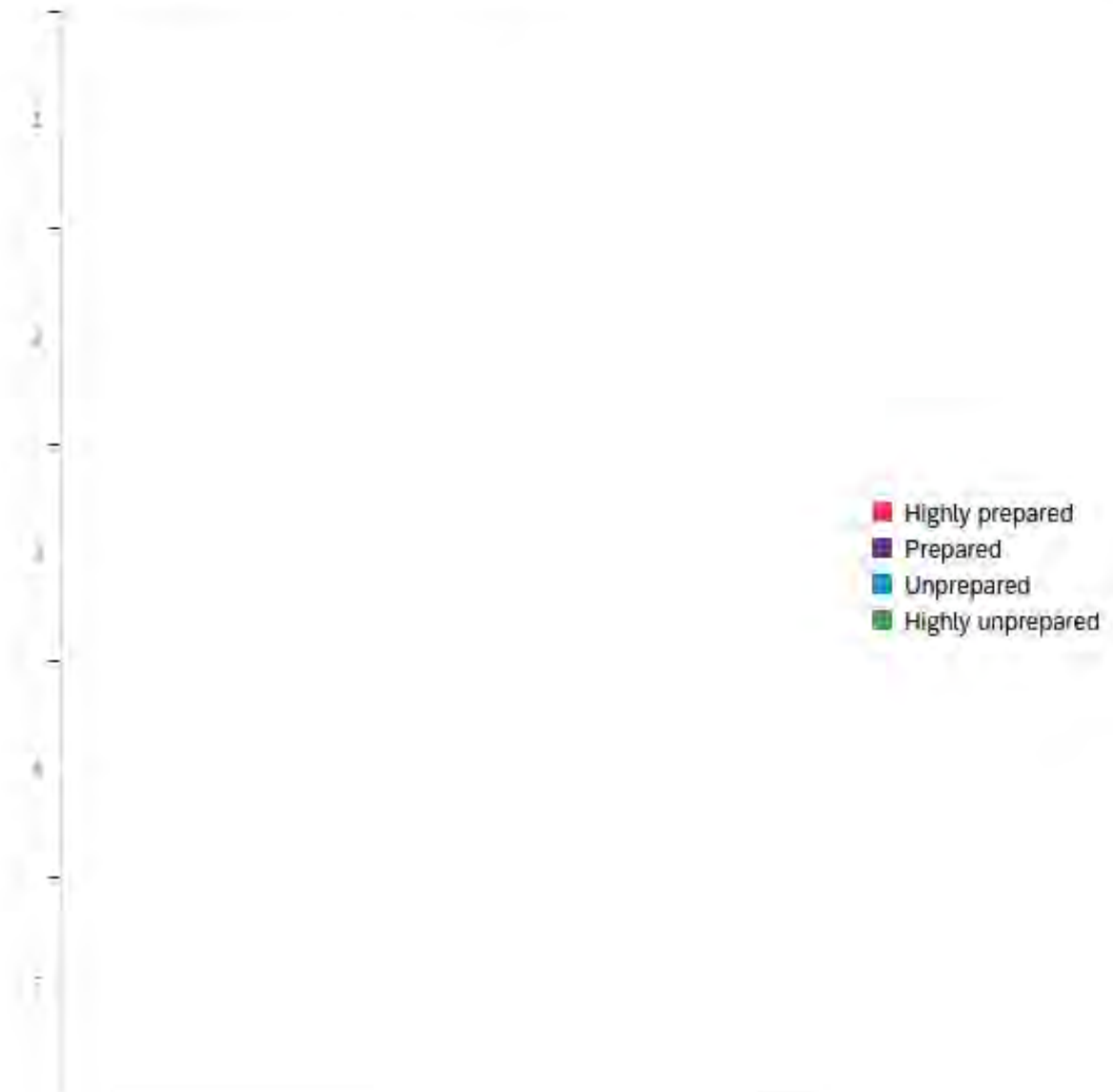
3. The student will demonstrate an ability to provide basic patient care and comfort



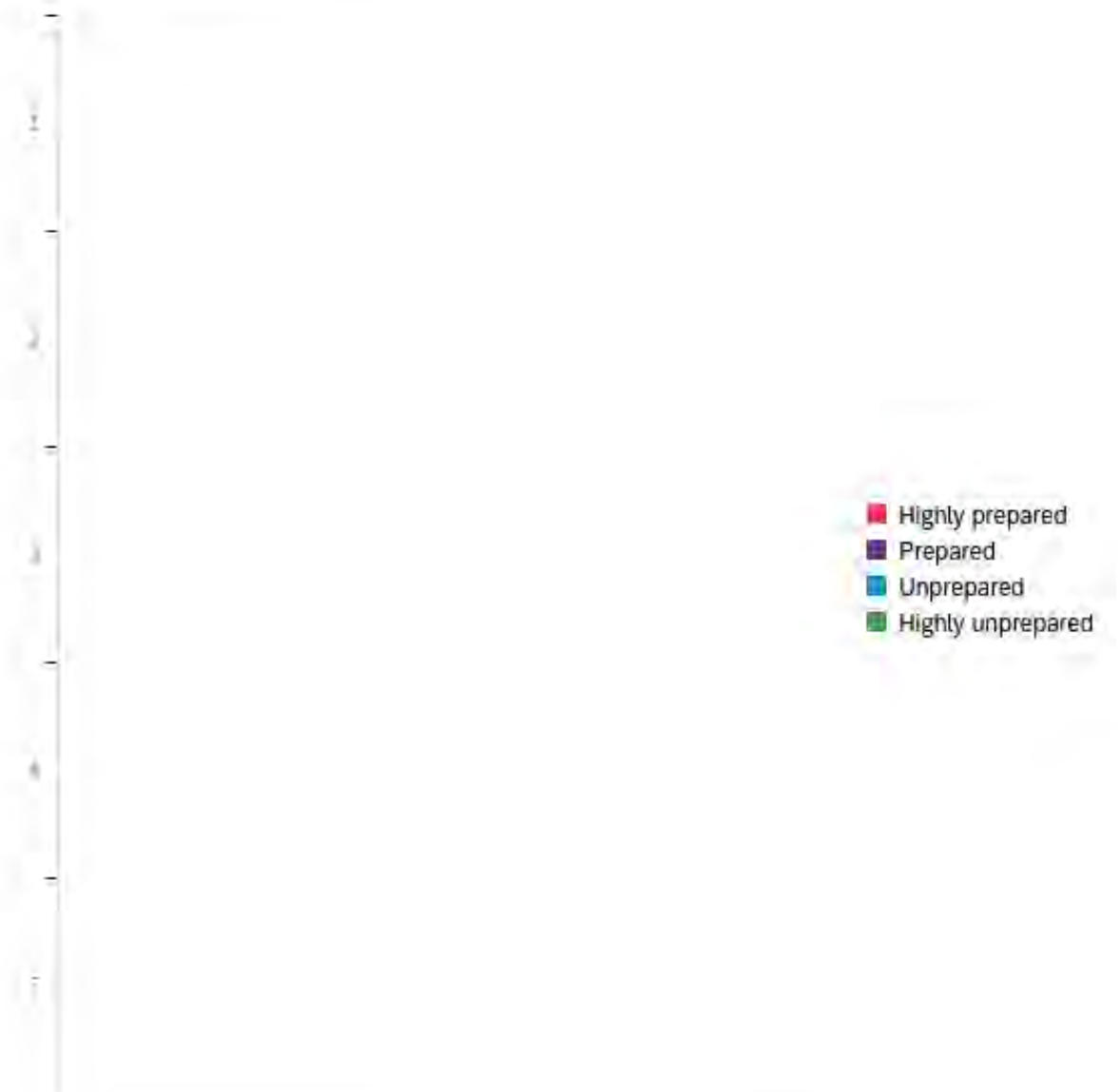
4. The student will employ professional judgment and discretion.



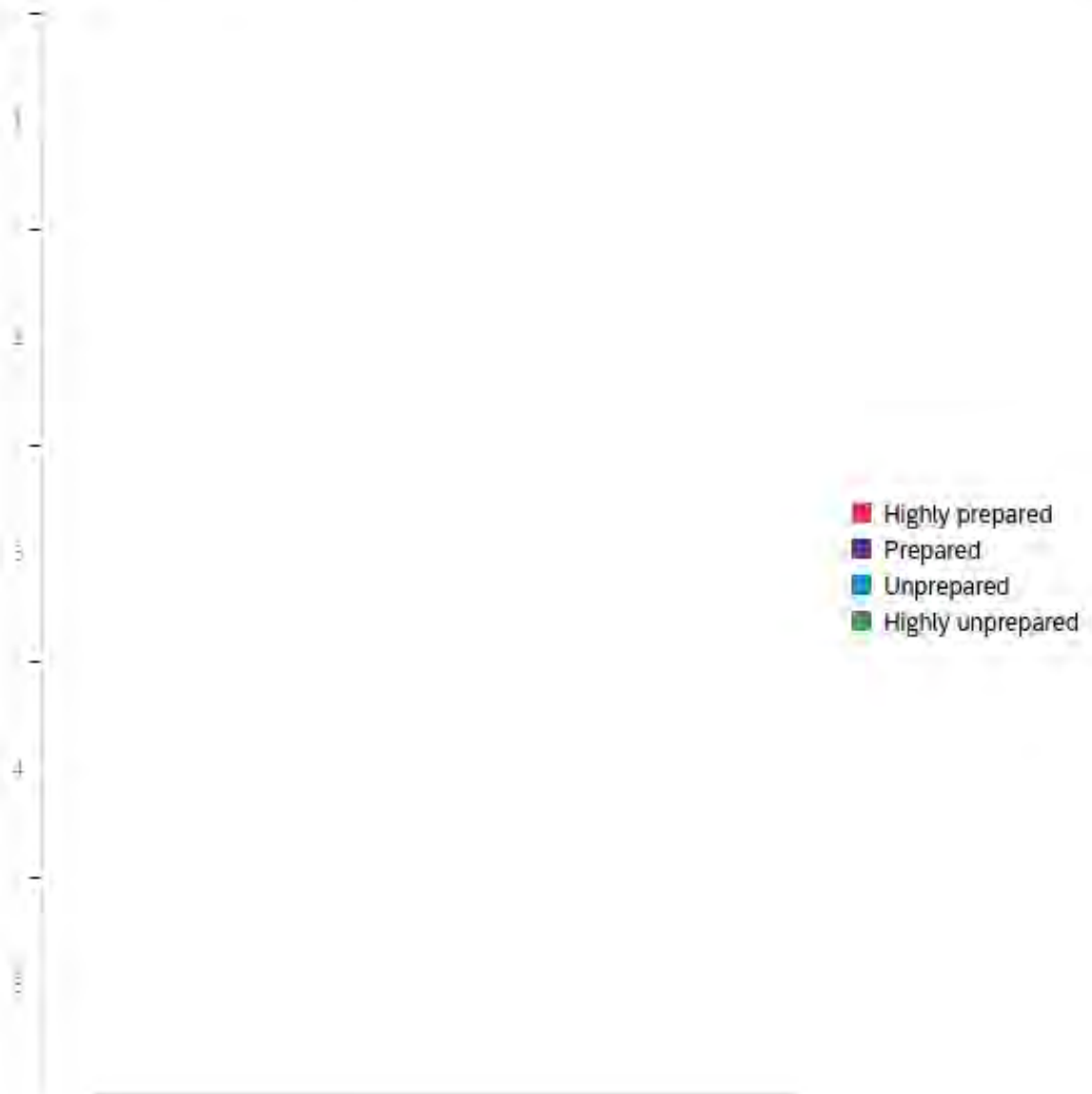
5. The student will demonstrate knowledge and understanding of human gross anatomy, sectional anatomy, and normal and abnormal cardiovascular anatomy.



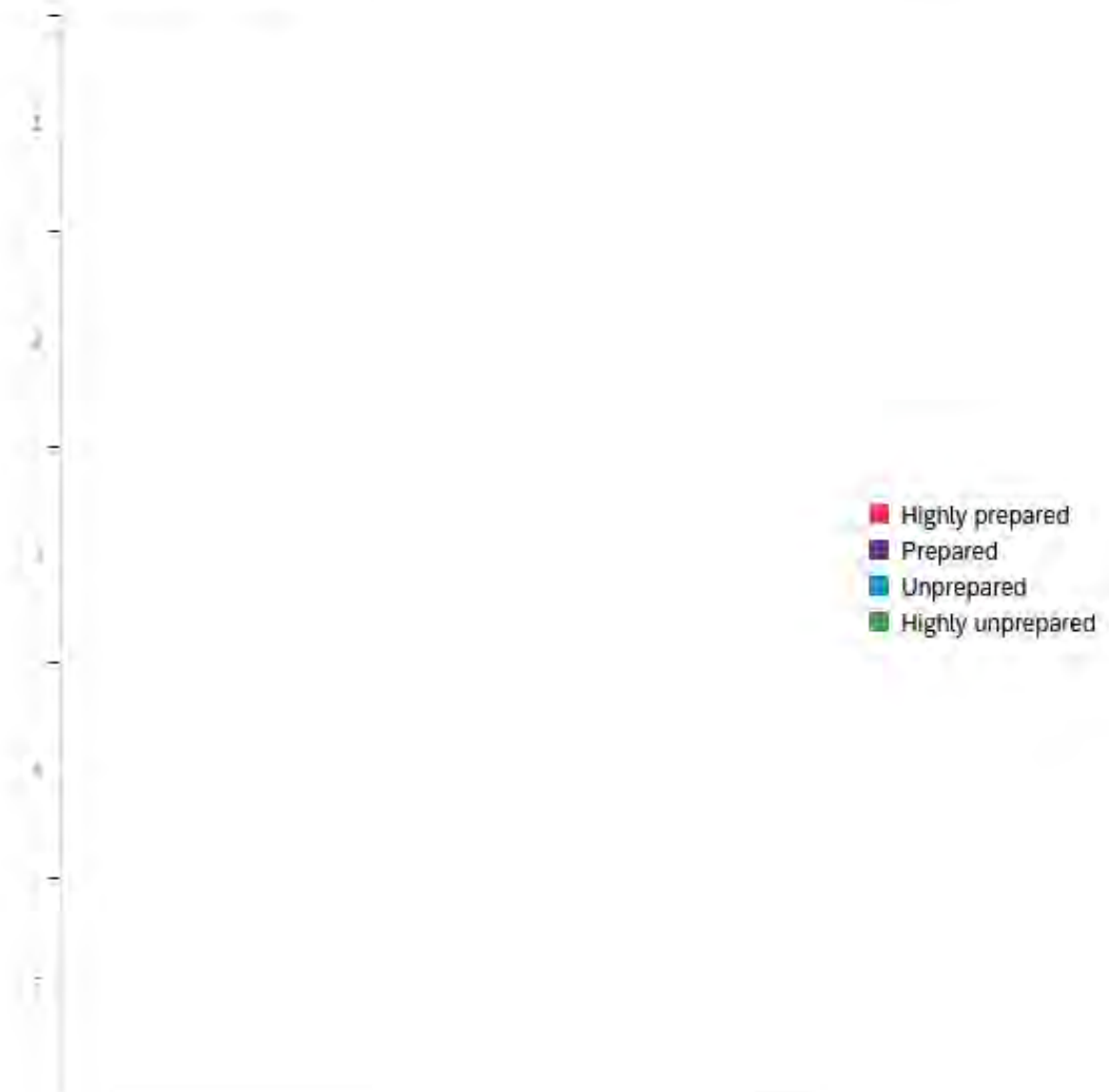
6. The student will demonstrate knowledge and understanding of cardiovascular physiology, pathology, and pathophysiology:



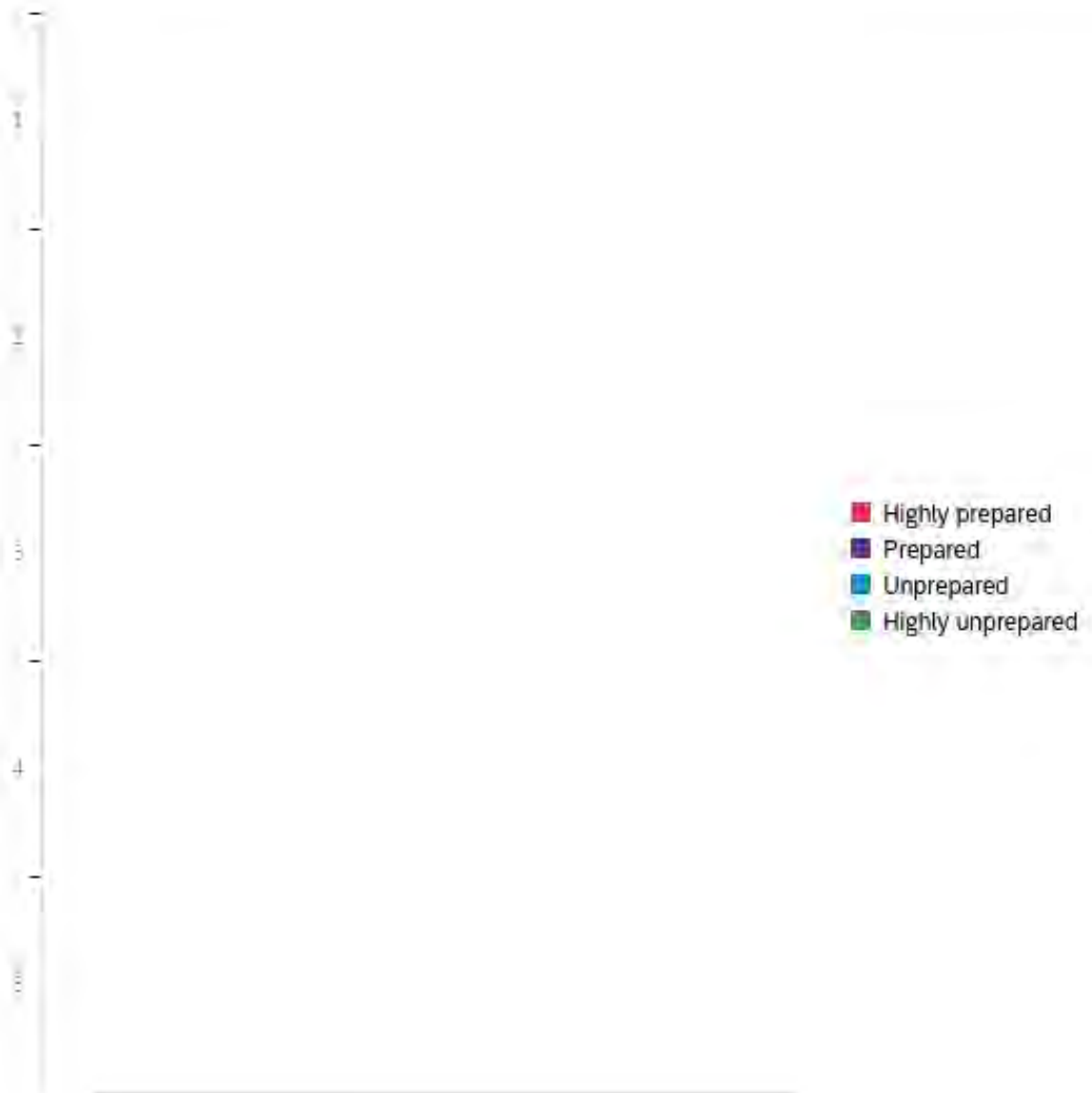
7. The student will demonstrate knowledge and understanding of cardiovascular physical principles and instrumentation.



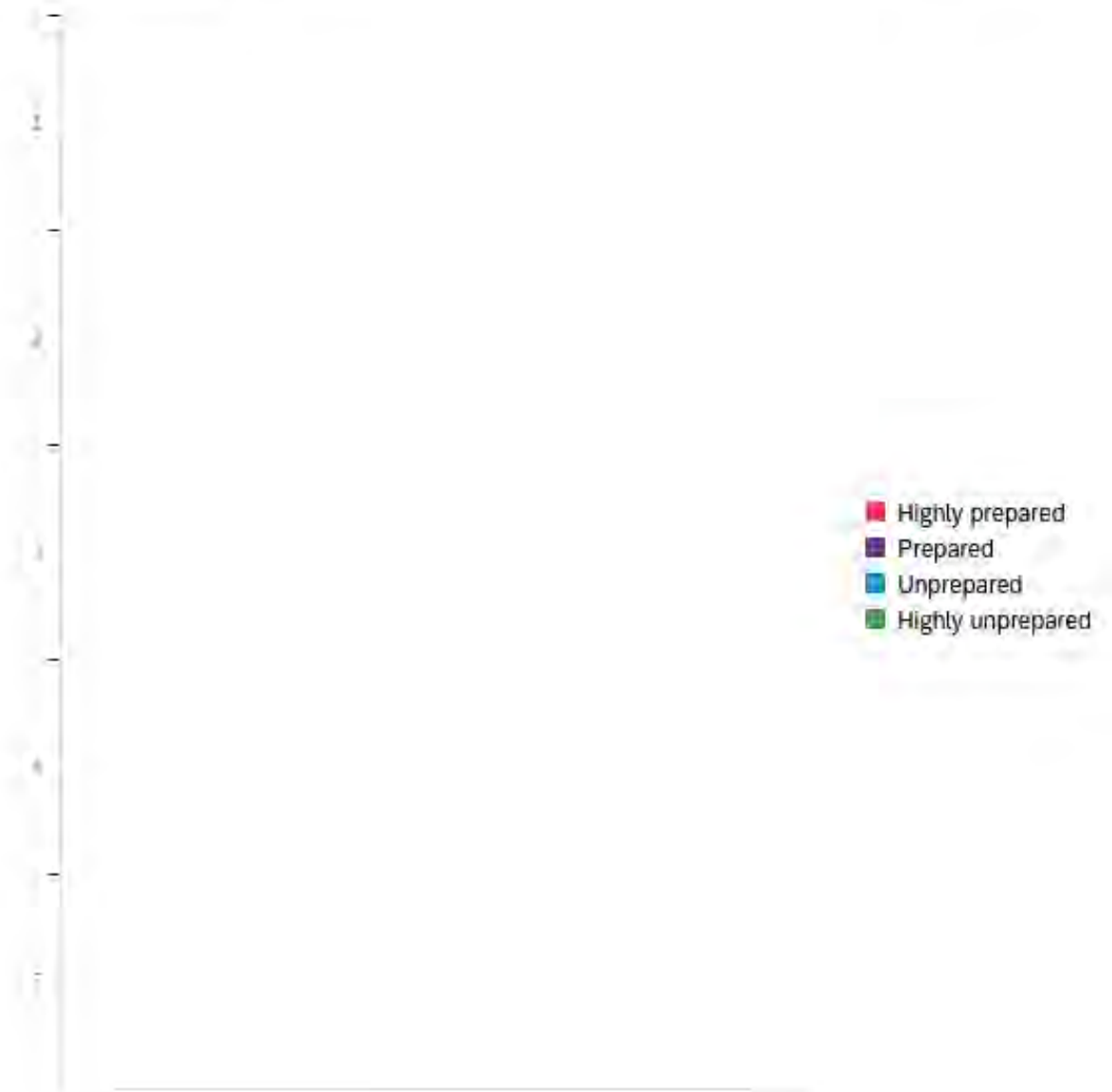
8. The student will demonstrate knowledge and understanding of clinical echocardiography diagnostic procedures and testing.



9. The student will demonstrate an understanding of diverse cultural and humanistic traditions in the global society.



10. The student will be able to perform scholarly research and to contribute that knowledge to the field of vascular technology.



1. The student will demonstrate the ability to communicate effectively in oral, written and visual forms.

#	Question	1		2		3		4		5		Total
1	Highly prepared	0.00%	0	0.00%	0	0.00%	0	0.00%	0	0.00%	0	0
2	Prepared	0.00%	0	0.00%	0	0.00%	0	0.00%	0	0.00%	0	0
3	Unprepared	0.00%	0	0.00%	0	0.00%	0	0.00%	0	0.00%	0	0
4	Highly unprepared	0.00%	0	0.00%	0	0.00%	0	0.00%	0	0.00%	0	0

2. The student will demonstrate the ability to work effectively in teams.

#	Question	1		2		3		4		5		Total
1	Highly prepared	0.00%	0	0.00%	0	0.00%	0	0.00%	0	0.00%	0	0
2	Prepared	0.00%	0	0.00%	0	0.00%	0	0.00%	0	0.00%	0	0
3	Unprepared	0.00%	0	0.00%	0	0.00%	0	0.00%	0	0.00%	0	0
4	Highly unprepared	0.00%	0	0.00%	0	0.00%	0	0.00%	0	0.00%	0	0

3. The student will demonstrate an ability to provide basic patient care and comfort.

#	Question	1		2		3		4		5		Total
1	Highly prepared	0.00%	0	0.00%	0	0.00%	0	0.00%	0	0.00%	0	0
2	Prepared	0.00%	0	0.00%	0	0.00%	0	0.00%	0	0.00%	0	0
3	Unprepared	0.00%	0	0.00%	0	0.00%	0	0.00%	0	0.00%	0	0
4	Highly unprepared	0.00%	0	0.00%	0	0.00%	0	0.00%	0	0.00%	0	0

4. The student will employ professional judgment and discretion.

#	Question	1		2		3		4		5		Total
1	Highly prepared	0.00%	0	0.00%	0	0.00%	0	0.00%	0	0.00%	0	0
2	Prepared	0.00%	0	0.00%	0	0.00%	0	0.00%	0	0.00%	0	0
3	Unprepared	0.00%	0	0.00%	0	0.00%	0	0.00%	0	0.00%	0	0
4	Highly unprepared	0.00%	0	0.00%	0	0.00%	0	0.00%	0	0.00%	0	0

5. The student will demonstrate knowledge and understanding of human gross anatomy, sectional anatomy, and normal and abnormal cardiovascular anatomy.

#	Question	1		2		3		4		5		Total
1	Highly prepared	0.00%	0	0.00%	0	0.00%	0	0.00%	0	0.00%	0	0
2	Prepared	0.00%	0	0.00%	0	0.00%	0	0.00%	0	0.00%	0	0
3	Unprepared	0.00%	0	0.00%	0	0.00%	0	0.00%	0	0.00%	0	0
4	Highly unprepared	0.00%	0	0.00%	0	0.00%	0	0.00%	0	0.00%	0	0

6. The student will demonstrate knowledge and understanding of cardiovascular physiology, pathology, and pathophysiology.

#	Question	1		2		3		4		5		Total
1	Highly prepared	0.00%	0	0.00%	0	0.00%	0	0.00%	0	0.00%	0	0
2	Prepared	0.00%	0	0.00%	0	0.00%	0	0.00%	0	0.00%	0	0
3	Unprepared	0.00%	0	0.00%	0	0.00%	0	0.00%	0	0.00%	0	0
4	Highly unprepared	0.00%	0	0.00%	0	0.00%	0	0.00%	0	0.00%	0	0

7. The student will demonstrate knowledge and understanding of cardiovascular physical principles and instrumentation.

#	Question	1		2		3		4		5		Total
1	Highly prepared	0.00%	0	0.00%	0	0.00%	0	0.00%	0	0.00%	0	0
2	Prepared	0.00%	0	0.00%	0	0.00%	0	0.00%	0	0.00%	0	0
3	Unprepared	0.00%	0	0.00%	0	0.00%	0	0.00%	0	0.00%	0	0
4	Highly unprepared	0.00%	0	0.00%	0	0.00%	0	0.00%	0	0.00%	0	0

8. The student will demonstrate knowledge and understanding of clinical echocardiography diagnostic procedures and testing.

#	Question	1		2		3		4		5		Total
1	Highly prepared	0.00%	0	0.00%	0	0.00%	0	0.00%	0	0.00%	0	0

2	Prepared	0.00%	0	0.00%	0	0.00%	0	0.00%	0	0.00%	0	0
3	Unprepared	0.00%	0	0.00%	0	0.00%	0	0.00%	0	0.00%	0	0
4	Highly unprepared	0.00%	0	0.00%	0	0.00%	0	0.00%	0	0.00%	0	0

9. The student will demonstrate an understanding of diverse cultural and humanistic traditions in the global society.

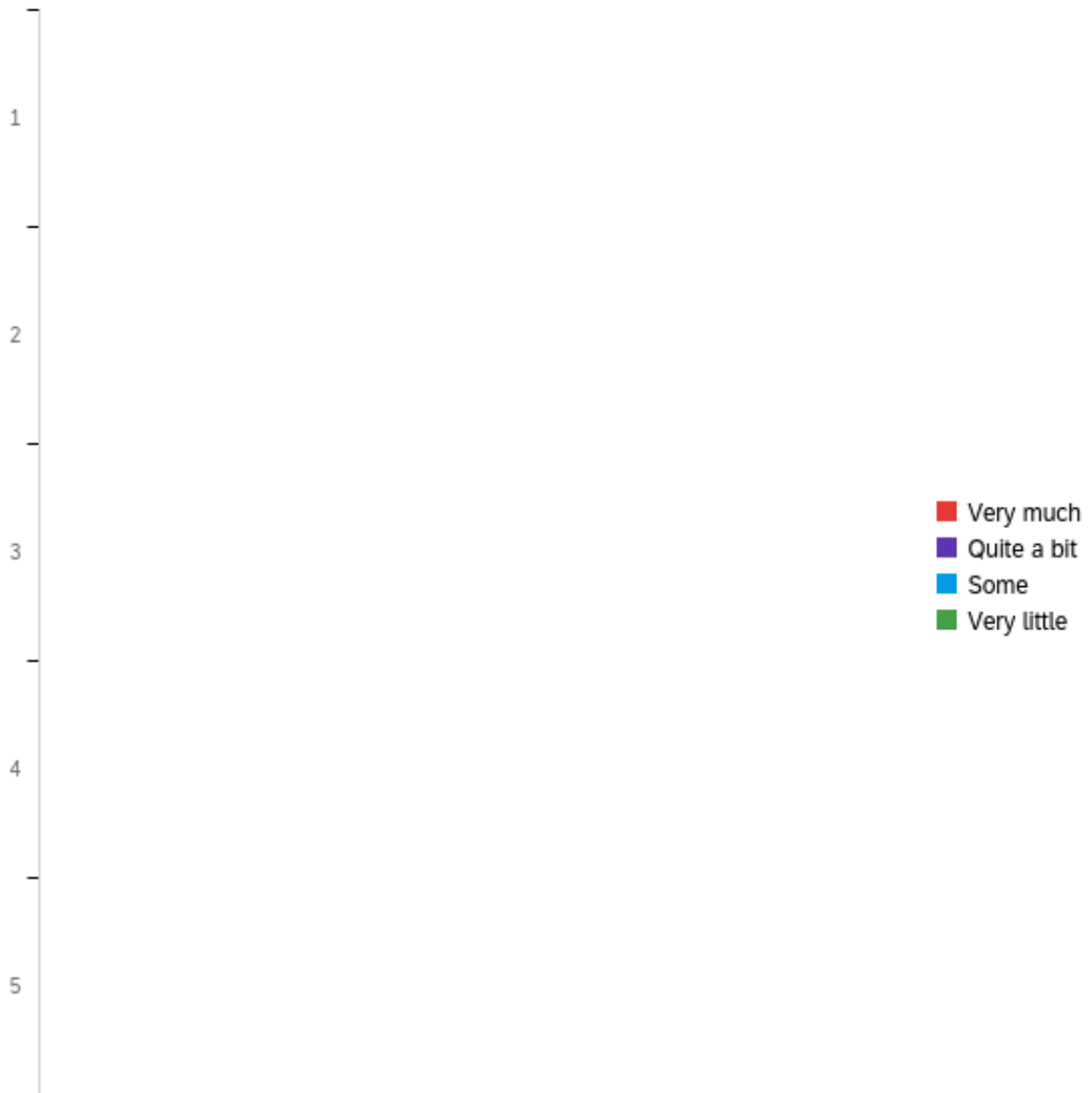
#	Question	1		2		3		4		5		Total
1	Highly prepared	0.00%	0	0.00%	0	0.00%	0	0.00%	0	0.00%	0	0
2	Prepared	0.00%	0	0.00%	0	0.00%	0	0.00%	0	0.00%	0	0
3	Unprepared	0.00%	0	0.00%	0	0.00%	0	0.00%	0	0.00%	0	0
4	Highly unprepared	0.00%	0	0.00%	0	0.00%	0	0.00%	0	0.00%	0	0

10. The student will be able to perform scholarly research and to contribute that knowledge to the field of vascular technology.

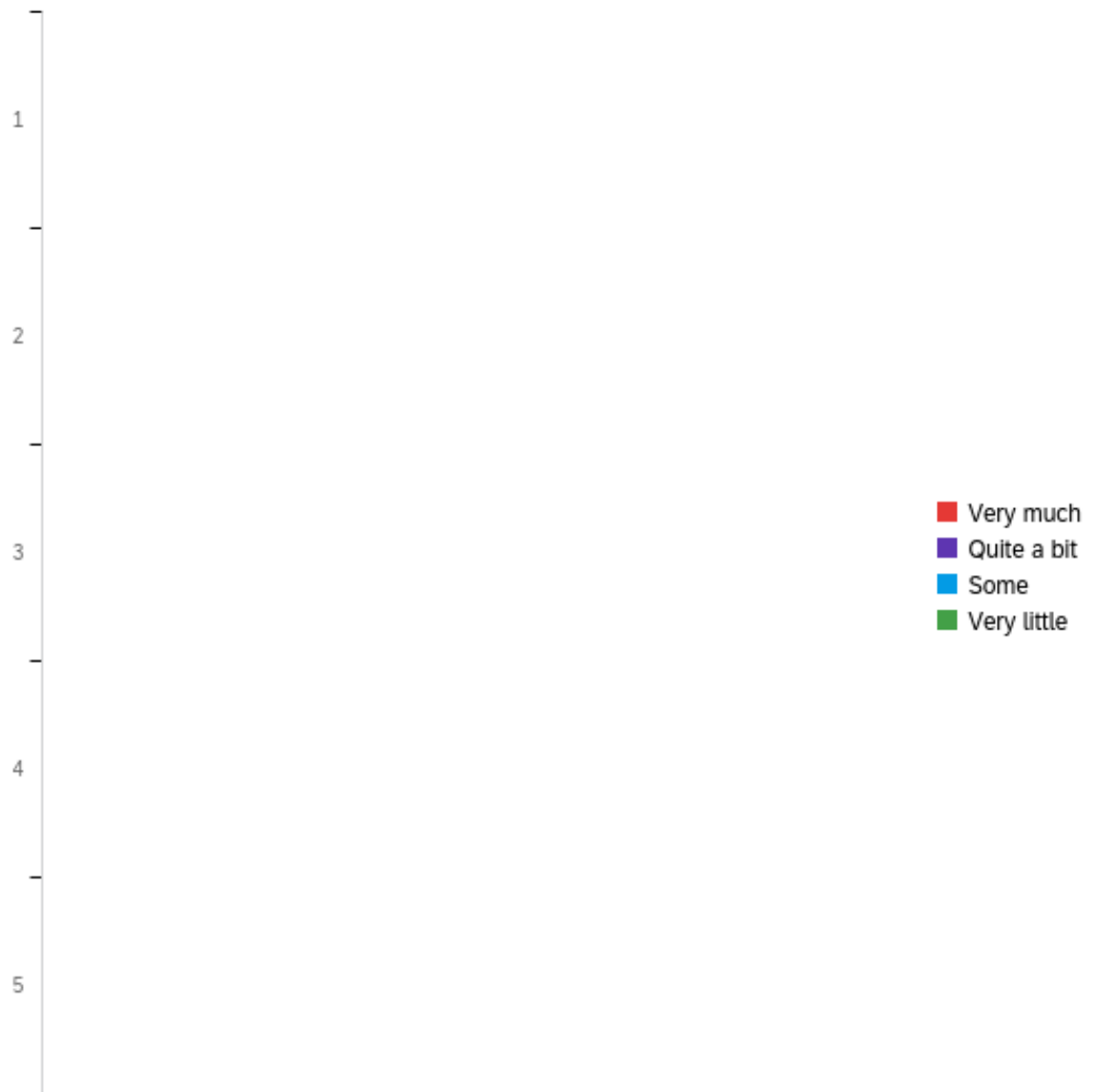
#	Question	1		2		3		4		5		Total
1	Highly prepared	0.00%	0	0.00%	0	0.00%	0	0.00%	0	0.00%	0	0
2	Prepared	0.00%	0	0.00%	0	0.00%	0	0.00%	0	0.00%	0	0
3	Unprepared	0.00%	0	0.00%	0	0.00%	0	0.00%	0	0.00%	0	0
4	Highly unprepared	0.00%	0	0.00%	0	0.00%	0	0.00%	0	0.00%	0	0

Q BVTO 2 - Program Student Learning Outcomes for Vascular Technology B.S. Degree Completion How much has your experience at Oregon Tech contributed to your knowledge, skills, and personal development in these areas?


1. The student will demonstrate the ability to communicate effectively in oral, written and visual forms.



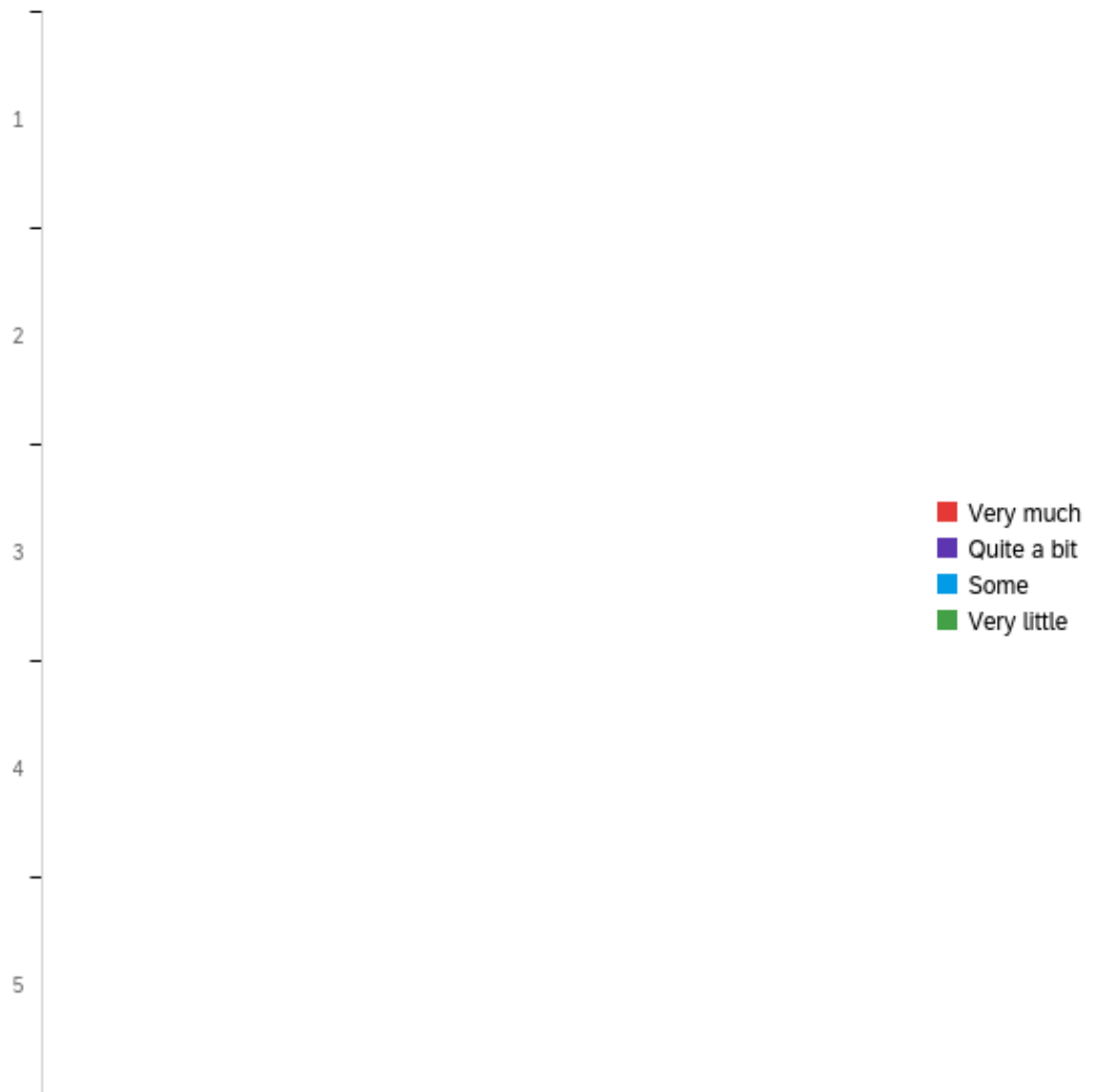
2. The student will demonstrate the ability to work effectively in teams.



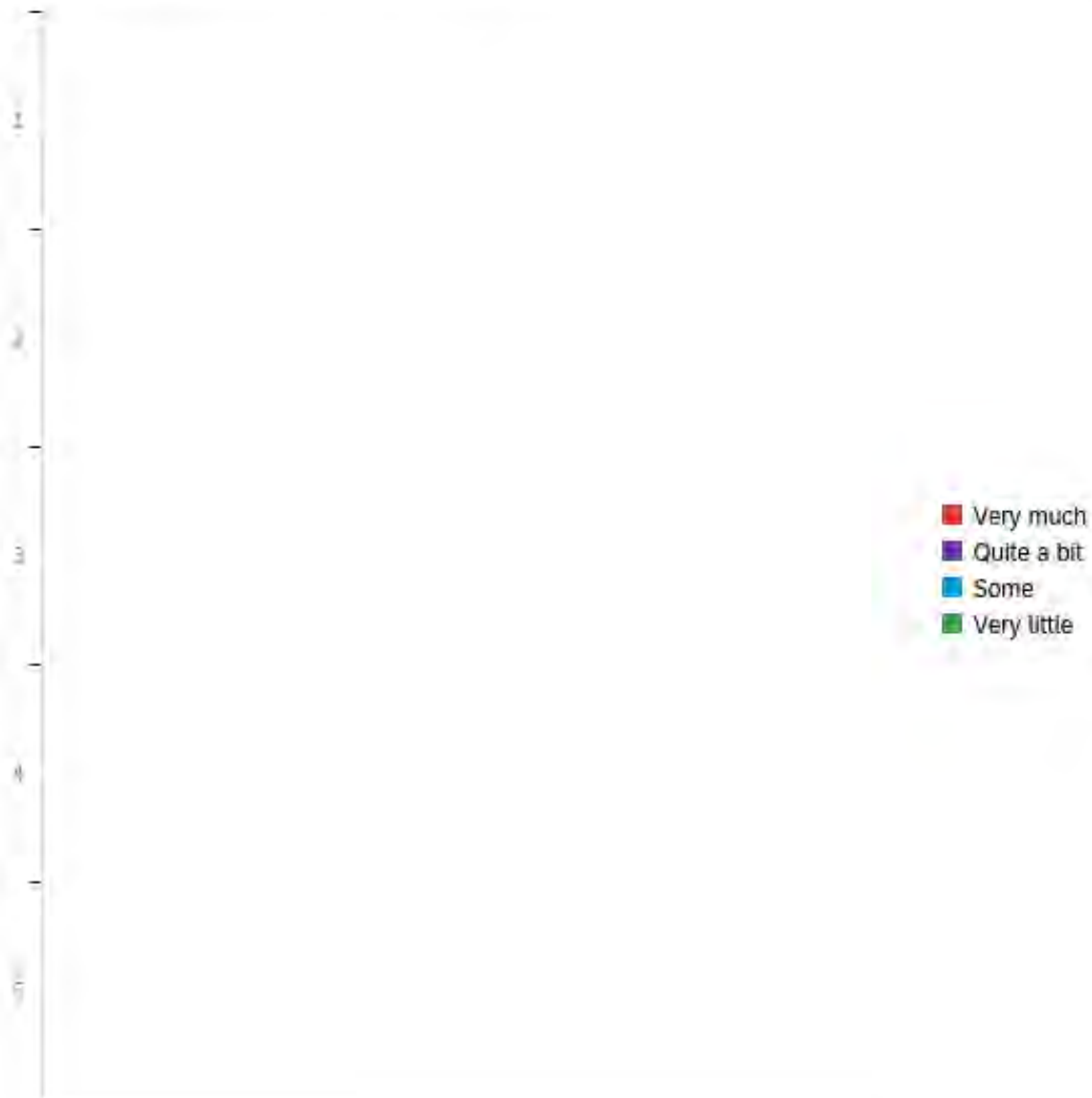
3. The student will demonstrate an ability to provide basic patient care and comfort:




4. The student will employ professional judgment and discretion.



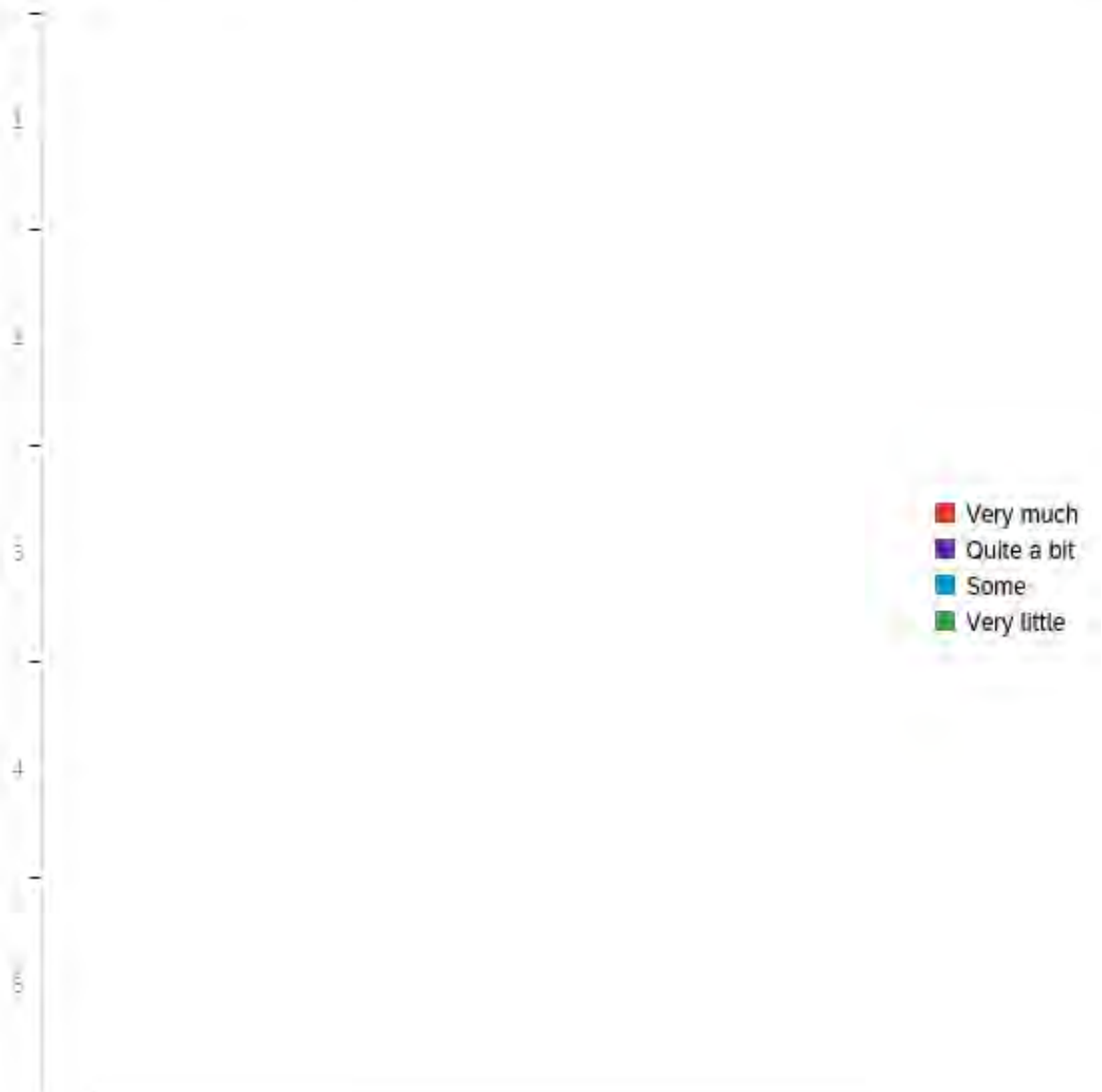
5. The student will demonstrate knowledge and understanding of human gross anatomy, sectional anatomy, and normal and abnormal cardiovascular anatomy.



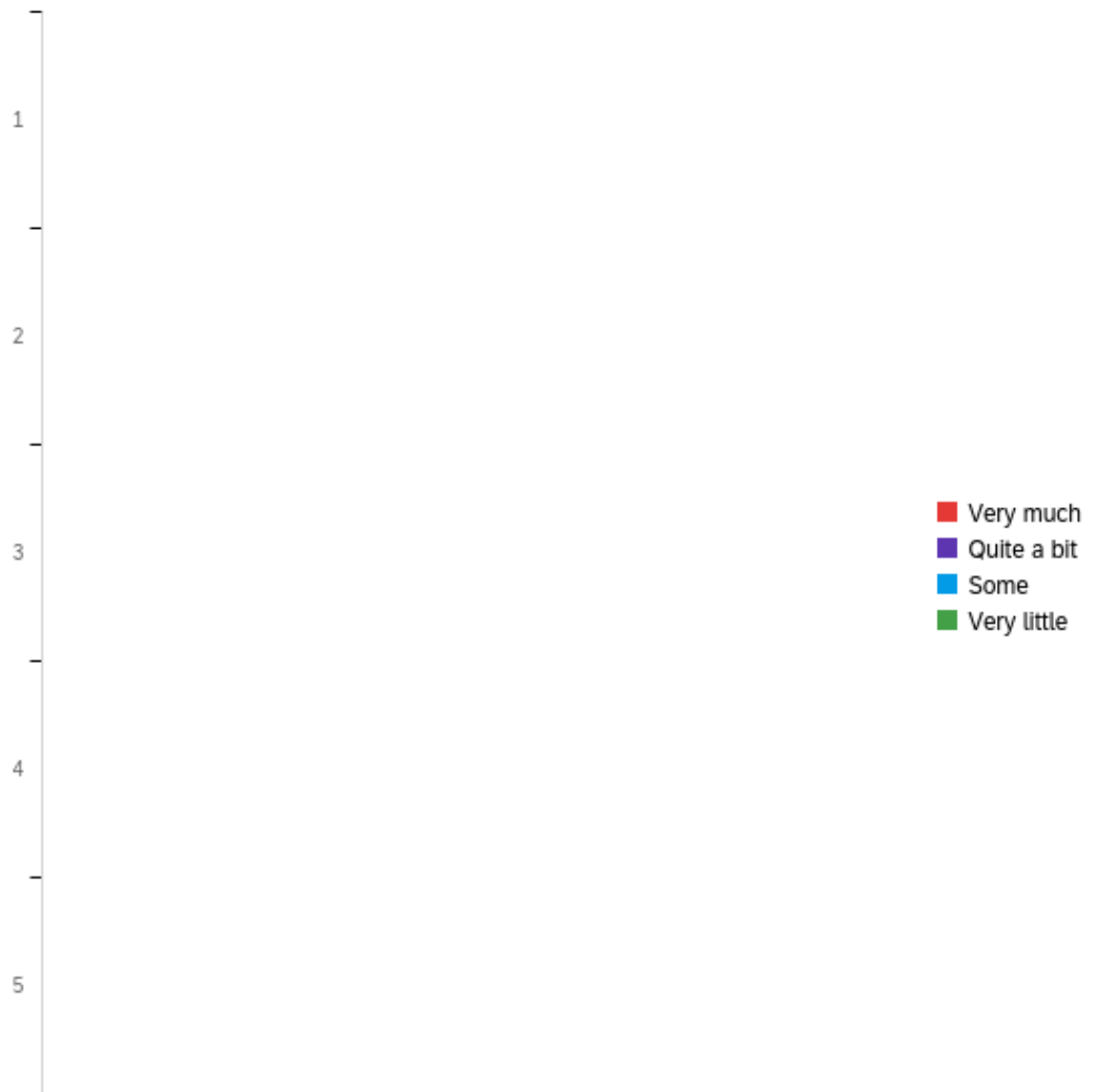
6. The student will demonstrate knowledge and understanding of cardiovascular physiology, pathology, and pathophysiology:



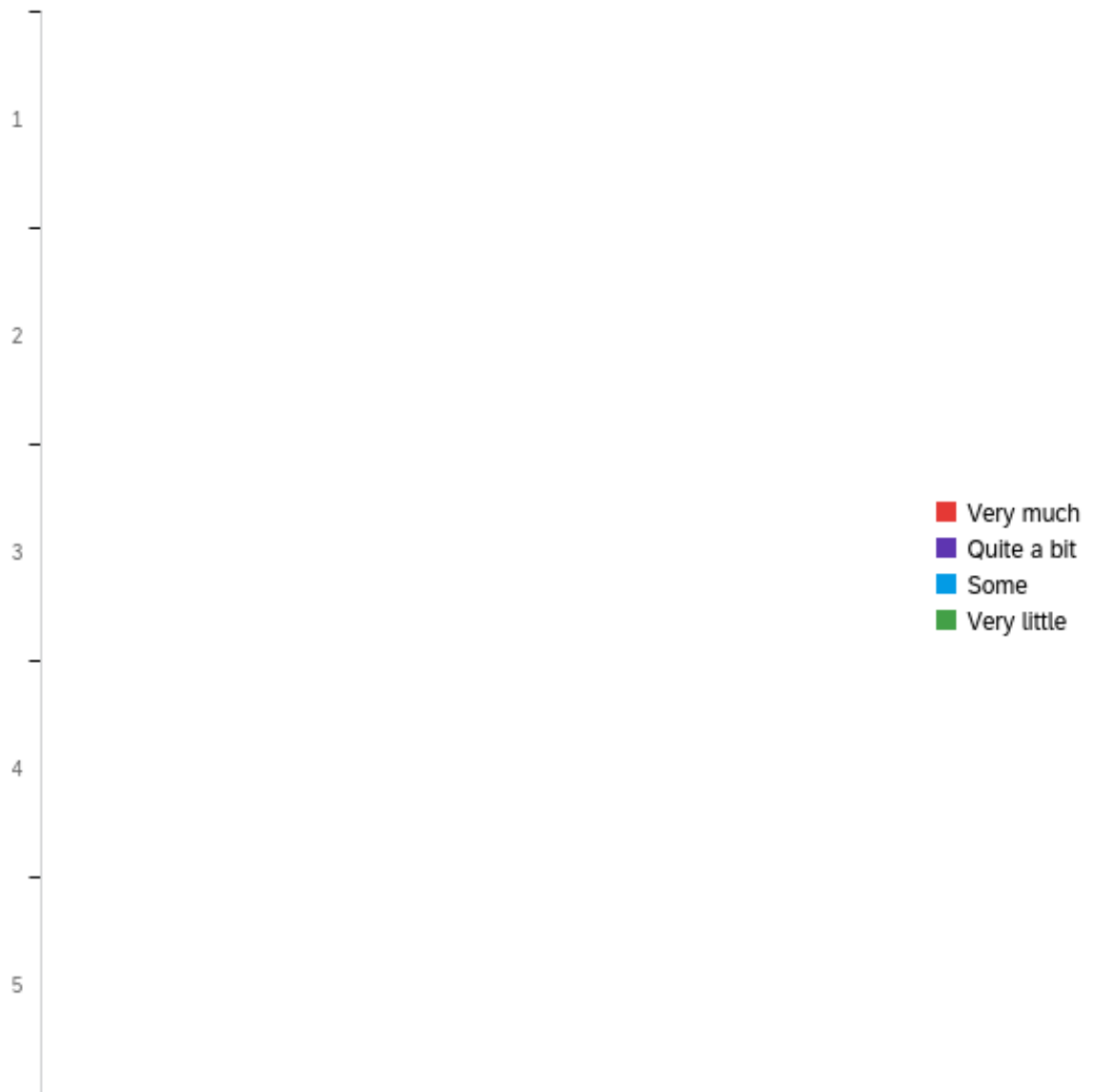
7. The student will demonstrate knowledge and understanding of cardiovascular physical principles and instrumentation.



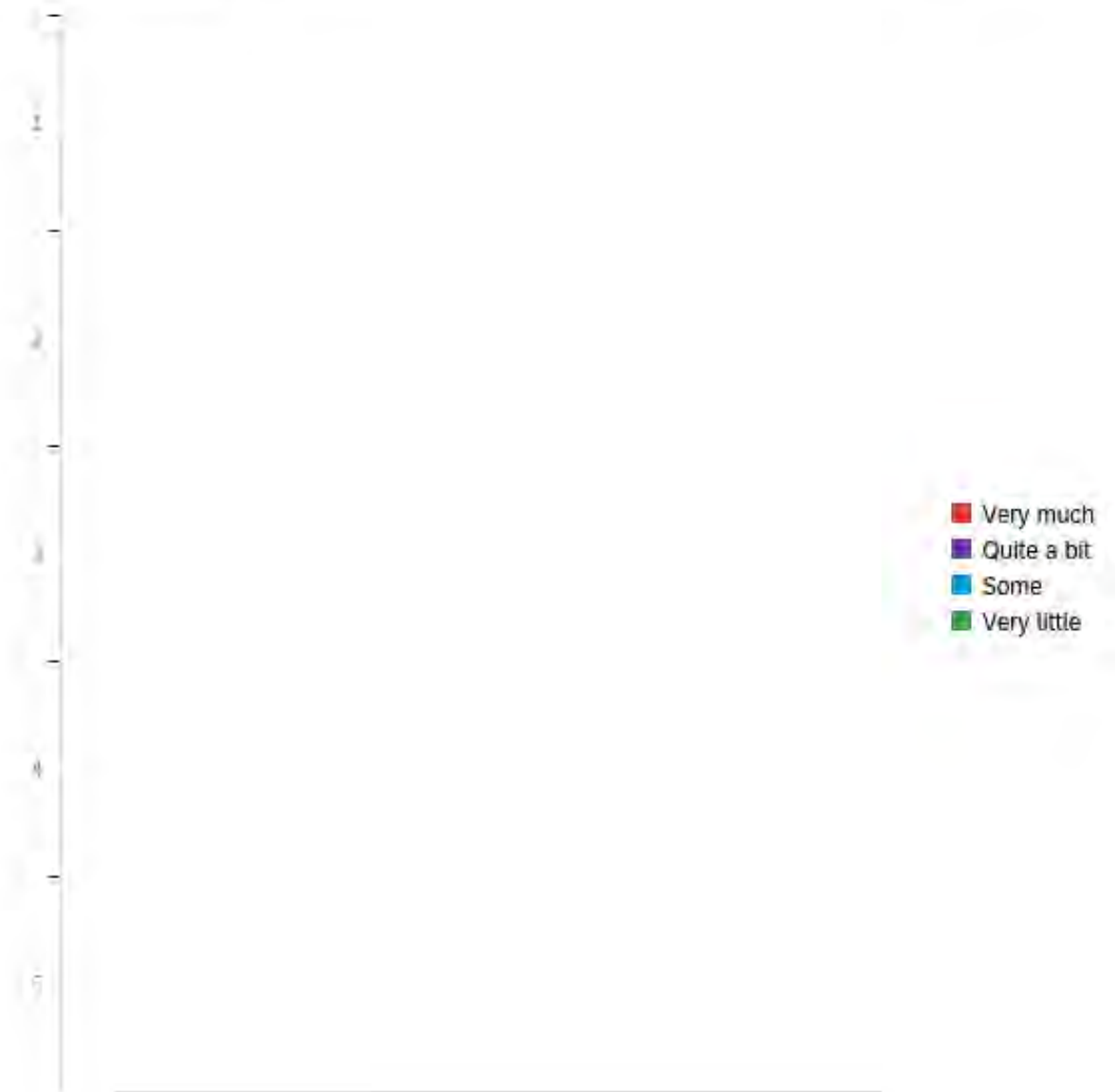
8. The student will demonstrate knowledge and understanding of clinical echocardiography diagnostic procedures and testing.



9. The student will demonstrate an understanding of diverse cultural and humanistic traditions in the global society.



10. The student will be able to perform scholarly research and to contribute that knowledge to the field of vascular technology.



1. The student will demonstrate the ability to communicate effectively in oral, written and visual forms.

#	Question	1		2		3		4		5		Total
1	Very much	0.00%	0	0.00%	0	0.00%	0	0.00%	0	0.00%	0	0
2	Quite a bit	0.00%	0	0.00%	0	0.00%	0	0.00%	0	0.00%	0	0
3	Some	0.00%	0	0.00%	0	0.00%	0	0.00%	0	0.00%	0	0
4	Very little	0.00%	0	0.00%	0	0.00%	0	0.00%	0	0.00%	0	0

2. The student will demonstrate the ability to work effectively in teams.

#	Question	1		2		3		4		5		Total
1	Very much	0.00%	0	0.00%	0	0.00%	0	0.00%	0	0.00%	0	0
2	Quite a bit	0.00%	0	0.00%	0	0.00%	0	0.00%	0	0.00%	0	0
3	Some	0.00%	0	0.00%	0	0.00%	0	0.00%	0	0.00%	0	0
4	Very little	0.00%	0	0.00%	0	0.00%	0	0.00%	0	0.00%	0	0

3. The student will demonstrate an ability to provide basic patient care and comfort.

#	Question	1		2		3		4		5		Total
1	Very much	0.00%	0	0.00%	0	0.00%	0	0.00%	0	0.00%	0	0
2	Quite a bit	0.00%	0	0.00%	0	0.00%	0	0.00%	0	0.00%	0	0
3	Some	0.00%	0	0.00%	0	0.00%	0	0.00%	0	0.00%	0	0
4	Very little	0.00%	0	0.00%	0	0.00%	0	0.00%	0	0.00%	0	0

4. The student will employ professional judgment and discretion.

#	Question	1		2		3		4		5		Total
1	Very much	0.00%	0	0.00%	0	0.00%	0	0.00%	0	0.00%	0	0
2	Quite a bit	0.00%	0	0.00%	0	0.00%	0	0.00%	0	0.00%	0	0
3	Some	0.00%	0	0.00%	0	0.00%	0	0.00%	0	0.00%	0	0
4	Very little	0.00%	0	0.00%	0	0.00%	0	0.00%	0	0.00%	0	0

5. The student will demonstrate knowledge and understanding of human gross anatomy, sectional anatomy, and normal and abnormal cardiovascular anatomy.

#	Question	1		2		3		4		5		Total
1	Very much	0.00%	0	0.00%	0	0.00%	0	0.00%	0	0.00%	0	0
2	Quite a bit	0.00%	0	0.00%	0	0.00%	0	0.00%	0	0.00%	0	0
3	Some	0.00%	0	0.00%	0	0.00%	0	0.00%	0	0.00%	0	0
4	Very little	0.00%	0	0.00%	0	0.00%	0	0.00%	0	0.00%	0	0

6. The student will demonstrate knowledge and understanding of cardiovascular physiology, pathology, and pathophysiology.

#	Question	1		2		3		4		5		Total
1	Very much	0.00%	0	0.00%	0	0.00%	0	0.00%	0	0.00%	0	0
2	Quite a bit	0.00%	0	0.00%	0	0.00%	0	0.00%	0	0.00%	0	0
3	Some	0.00%	0	0.00%	0	0.00%	0	0.00%	0	0.00%	0	0
4	Very little	0.00%	0	0.00%	0	0.00%	0	0.00%	0	0.00%	0	0

7. The student will demonstrate knowledge and understanding of cardiovascular physical principles and instrumentation.

#	Question	1		2		3		4		5		Total
1	Very much	0.00%	0	0.00%	0	0.00%	0	0.00%	0	0.00%	0	0
2	Quite a bit	0.00%	0	0.00%	0	0.00%	0	0.00%	0	0.00%	0	0
3	Some	0.00%	0	0.00%	0	0.00%	0	0.00%	0	0.00%	0	0
4	Very little	0.00%	0	0.00%	0	0.00%	0	0.00%	0	0.00%	0	0

8. The student will demonstrate knowledge and understanding of clinical echocardiography diagnostic procedures and testing.

#	Question	1		2		3		4		5		Total
1	Very much	0.00%	0	0.00%	0	0.00%	0	0.00%	0	0.00%	0	0

2	Quite a bit	0.00%	0	0.00%	0	0.00%	0	0.00%	0	0.00%	0	0
3	Some	0.00%	0	0.00%	0	0.00%	0	0.00%	0	0.00%	0	0
4	Very little	0.00%	0	0.00%	0	0.00%	0	0.00%	0	0.00%	0	0


9. The student will demonstrate an understanding of diverse cultural and humanistic traditions in the global society.

#	Question	1		2		3		4		5		Total
1	Very much	0.00%	0	0.00%	0	0.00%	0	0.00%	0	0.00%	0	0
2	Quite a bit	0.00%	0	0.00%	0	0.00%	0	0.00%	0	0.00%	0	0
3	Some	0.00%	0	0.00%	0	0.00%	0	0.00%	0	0.00%	0	0
4	Very little	0.00%	0	0.00%	0	0.00%	0	0.00%	0	0.00%	0	0

10. The student will be able to perform scholarly research and to contribute that knowledge to the field of vascular technology.

#	Question	1		2		3		4		5		Total
1	Very much	0.00%	0	0.00%	0	0.00%	0	0.00%	0	0.00%	0	0
2	Quite a bit	0.00%	0	0.00%	0	0.00%	0	0.00%	0	0.00%	0	0
3	Some	0.00%	0	0.00%	0	0.00%	0	0.00%	0	0.00%	0	0
4	Very little	0.00%	0	0.00%	0	0.00%	0	0.00%	0	0.00%	0	0

Q BVTO 3 - What attracted to you to Oregon Tech? Please check all that apply.



#	Question	1		2		3		4		5		Total
1	Cost	0.00%	0	0.00%	0	0.00%	0	0.00%	0	0.00%	0	0
2	Location	0.00%	0	0.00%	0	0.00%	0	0.00%	0	0.00%	0	0
3	Reputation of major	0.00%	0	0.00%	0	0.00%	0	0.00%	0	0.00%	0	0
4	Financial aid package	0.00%	0	0.00%	0	0.00%	0	0.00%	0	0.00%	0	0
5	Successful employment rates	0.00%	0	0.00%	0	0.00%	0	0.00%	0	0.00%	0	0

6	If other, please specify:	0.00%	0	0.00%	0	0.00%	0	0.00%	0	0.00%	0	0
---	---------------------------	-------	---	-------	---	-------	---	-------	---	-------	---	---

If other, please specify: - 1

If other, please specify: - Text

If other, please specify: - 2

If other, please specify: - Text

If other, please specify: - 3

If other, please specify: - Text

If other, please specify: - 4

If other, please specify: - Text

If other, please specify: - 5

If other, please specify: - Text

Q BVTO 4 - Was Oregon Tech your first choice?



#	Question	1	2	3	4	5	Total				
1	Yes	0.00%	0	0.00%	0	0.00%	0	0	0	0	
2	If not, which university was your first choice?	0.00%	0	0.00%	0	0.00%	0	0.00%	0	0	0

If not, which university was your first choice? - 1

If not, which university was your first choice? - Text

If not, which university was your first choice? - 2

If not, which university was your first choice? - Text

If not, which university was your first choice? - 3

If not, which university was your first choice? - Text

If not, which university was your first choice? - 4

If not, which university was your first choice? - Text

If not, which university was your first choice? - 5

If not, which university was your first choice? - Text

Q BVTO 5 - Was Vascular Technology Degree Completion your first choice of major?



#	Question	1	2	3	4	5	Total
1	Yes	0.00%	0	0.00%	0	0.00%	0
2	If not, what was your first choice of major?	0.00%	0	0.00%	0	0.00%	0

If not, what was your first choice of major? - 1

If not, what was your first choice of major? - Text

If not, what was your first choice of major? - 2

If not, what was your first choice of major? - Text

If not, what was your first choice of major? - 3

If not, what was your first choice of major? - Text


If not, what was your first choice of major? - 4

If not, what was your first choice of major? - Text

If not, what was your first choice of major? - 5

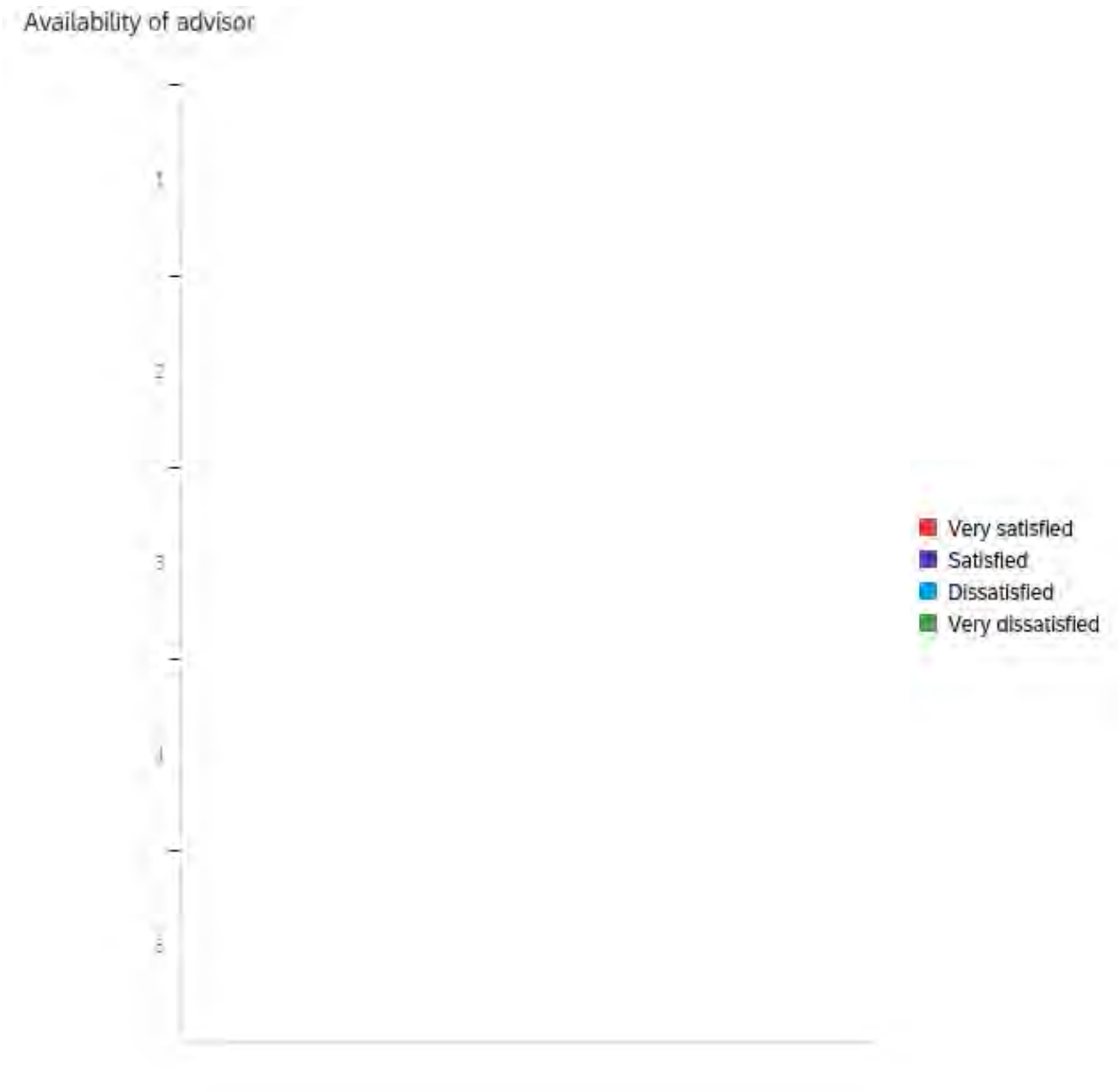
If not, what was your first choice of major? - Text

Q BVTO 6 - I entered the program as a:




#	Question	1	2	3	4	5	Total					
1	Hospital based program graduate.	0.00%	0	0.00%	0	0.00%	0	0.00%	0	0	0	
2	Two year community college program graduate (in-state).	0.00%	0	0.00%	0	0.00%	0	0.00%	0	0.00%	0	0
3	Two year community college program graduate (out-of-state).	0.00%	0	0.00%	0	0.00%	0	0.00%	0	0.00%	0	0
4	Prior graduate of Oregon Tech's two year program.	0.00%	0	0.00%	0	0.00%	0	0.00%	0	0.00%	0	0


Q BVTO 7 - Please indicate your level of satisfaction with advising in the Vascular Technology Degree Completion program.




Time advisor spent with you



Advisor's interest in you as a person



Advisor's interest in your professional development



Availability of advisor

#	Question	1	2	3	4	5	Total
1	Very satisfied	0.00%	0	0.00%	0	0.00%	0
2	Satisfied	0.00%	0	0.00%	0	0.00%	0
3	Dissatisfied	0.00%	0	0.00%	0	0.00%	0
4	Very dissatisfied	0.00%	0	0.00%	0	0.00%	0

Time advisor spent with you

#	Question	1		2		3		4		5		Total
1	Very satisfied	0.00%	0	0.00%	0	0.00%	0	0.00%	0	0.00%	0	0
2	Satisfied	0.00%	0	0.00%	0	0.00%	0	0.00%	0	0.00%	0	0
3	Dissatisfied	0.00%	0	0.00%	0	0.00%	0	0.00%	0	0.00%	0	0
4	Very dissatisfied	0.00%	0	0.00%	0	0.00%	0	0.00%	0	0.00%	0	0

Advisor's interest in you as a person

#	Question	1		2		3		4		5		Total
1	Very satisfied	0.00%	0	0.00%	0	0.00%	0	0.00%	0	0.00%	0	0
2	Satisfied	0.00%	0	0.00%	0	0.00%	0	0.00%	0	0.00%	0	0
3	Dissatisfied	0.00%	0	0.00%	0	0.00%	0	0.00%	0	0.00%	0	0
4	Very dissatisfied	0.00%	0	0.00%	0	0.00%	0	0.00%	0	0.00%	0	0

Advisor's interest in your professional development

#	Question	1		2		3		4		5		Total
1	Very satisfied	0.00%	0	0.00%	0	0.00%	0	0.00%	0	0.00%	0	0
2	Satisfied	0.00%	0	0.00%	0	0.00%	0	0.00%	0	0.00%	0	0
3	Dissatisfied	0.00%	0	0.00%	0	0.00%	0	0.00%	0	0.00%	0	0
4	Very dissatisfied	0.00%	0	0.00%	0	0.00%	0	0.00%	0	0.00%	0	0

Q BVTO 8 - Do you have any comments about Vascular Technology Degree Completion advising?

1

Do you have any comments about Vascular Technology Degree Completion advising?

2

Do you have any comments about Vascular Technology Degree Completion advising?

3

Do you have any comments about Vascular Technology Degree Completion advising?

4


Do you have any comments about Vascular Technology Degree Completion advising?

5

Do you have any comments about Vascular Technology Degree Completion advising?

Q BVTO 9 - Please provide feedback about the Vascular Technology Degree Completion program by indicating how much you agree with each one of the following statements.

Curriculum provides sufficient depth of information about specific topics




Curriculum provides courses that meet your interests

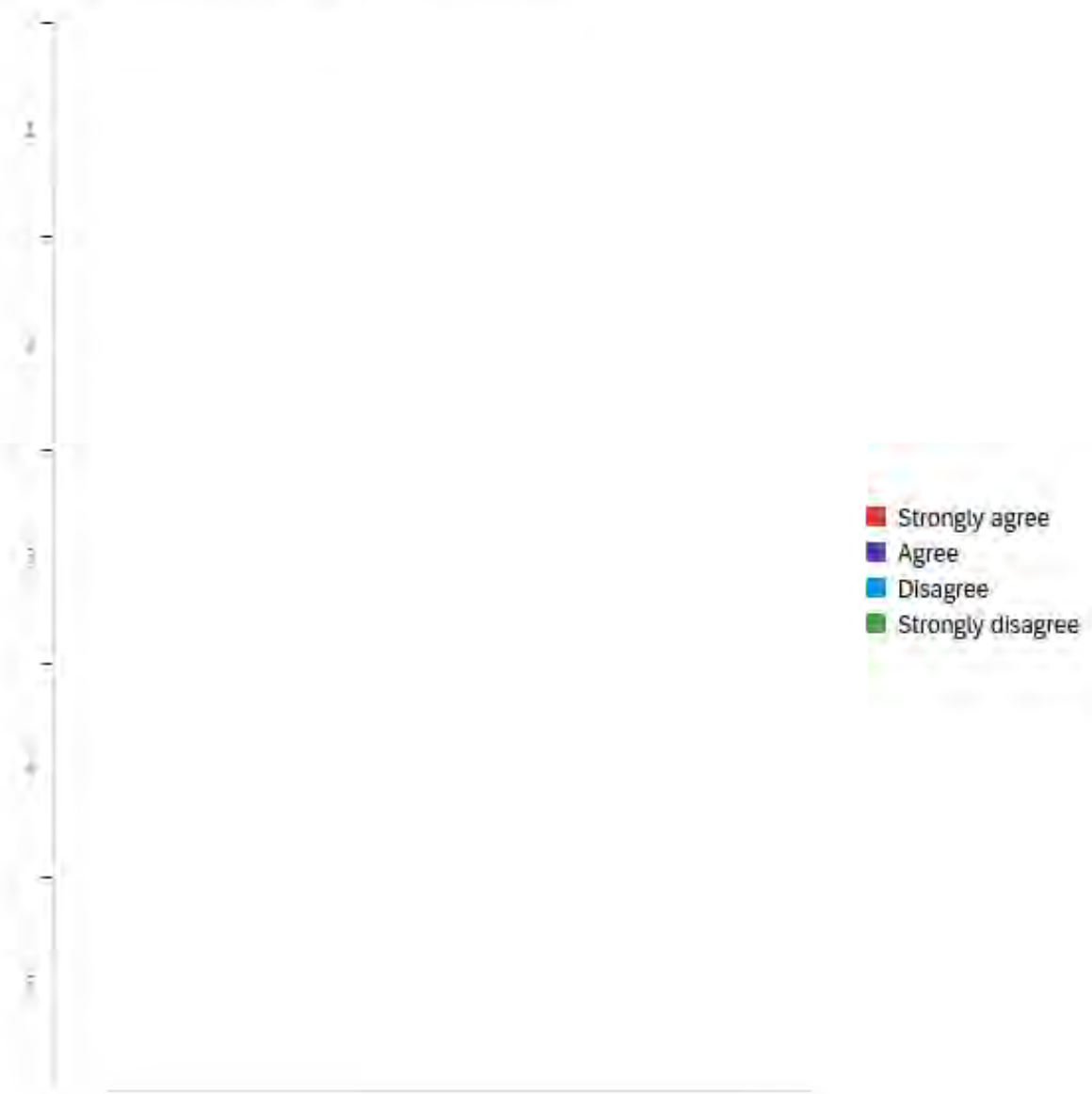


- Strongly agree
- Agree
- Disagree
- Strongly disagree

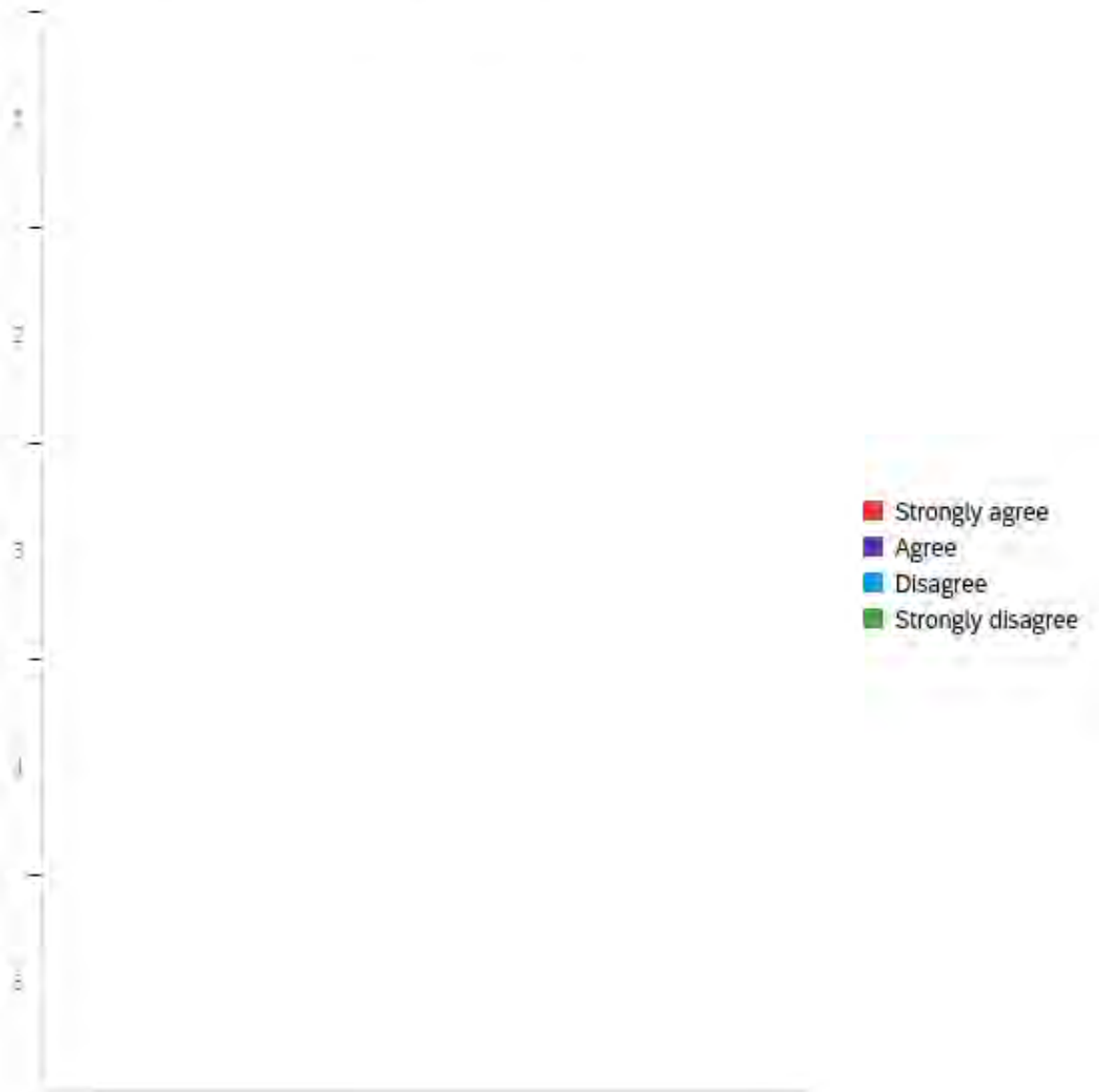
Courses are available as needed



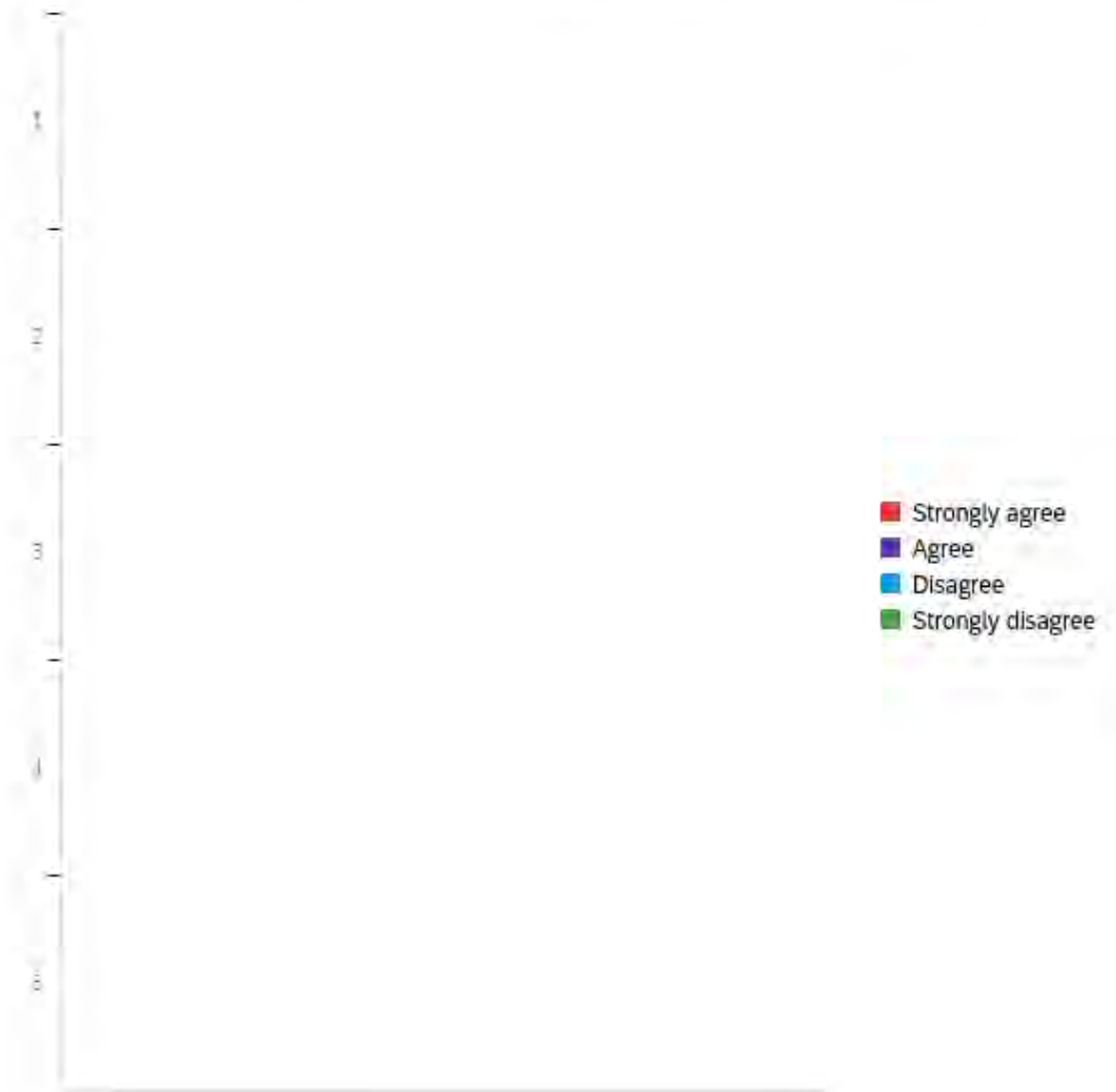
Opportunities for professional development are provided



Curriculum provides opportunities for hands-on experiences



Courses prepared me to contribute to field of echocardiography in many important ways



Curriculum provides sufficient depth of information about specific topics

#	Question	1	2	3	4	5	Total
1	Strongly agree	0.00%	0	0.00%	0	0.00%	0
2	Agree	0.00%	0	0.00%	0	0.00%	0
3	Disagree	0.00%	0	0.00%	0	0.00%	0
4	Strongly disagree	0.00%	0	0.00%	0	0.00%	0

Curriculum provides courses that meet your interests

#	Question	1	2	3	4	5	Total
1	Strongly agree	0.00%	0	0.00%	0	0.00%	0
2	Agree	0.00%	0	0.00%	0	0.00%	0
3	Disagree	0.00%	0	0.00%	0	0.00%	0
4	Strongly disagree	0.00%	0	0.00%	0	0.00%	0

Courses are available as needed

#	Question	1	2	3	4	5	Total
1	Strongly agree	0.00%	0	0.00%	0	0.00%	0
2	Agree	0.00%	0	0.00%	0	0.00%	0
3	Disagree	0.00%	0	0.00%	0	0.00%	0
4	Strongly disagree	0.00%	0	0.00%	0	0.00%	0

Opportunities for professional development are provided

#	Question	1	2	3	4	5	Total
1	Strongly agree	0.00%	0	0.00%	0	0.00%	0
2	Agree	0.00%	0	0.00%	0	0.00%	0
3	Disagree	0.00%	0	0.00%	0	0.00%	0
4	Strongly disagree	0.00%	0	0.00%	0	0.00%	0

Curriculum provides opportunities for hands-on experiences

#	Question	1	2	3	4	5	Total
1	Strongly agree	0.00%	0	0.00%	0	0.00%	0
2	Agree	0.00%	0	0.00%	0	0.00%	0
3	Disagree	0.00%	0	0.00%	0	0.00%	0

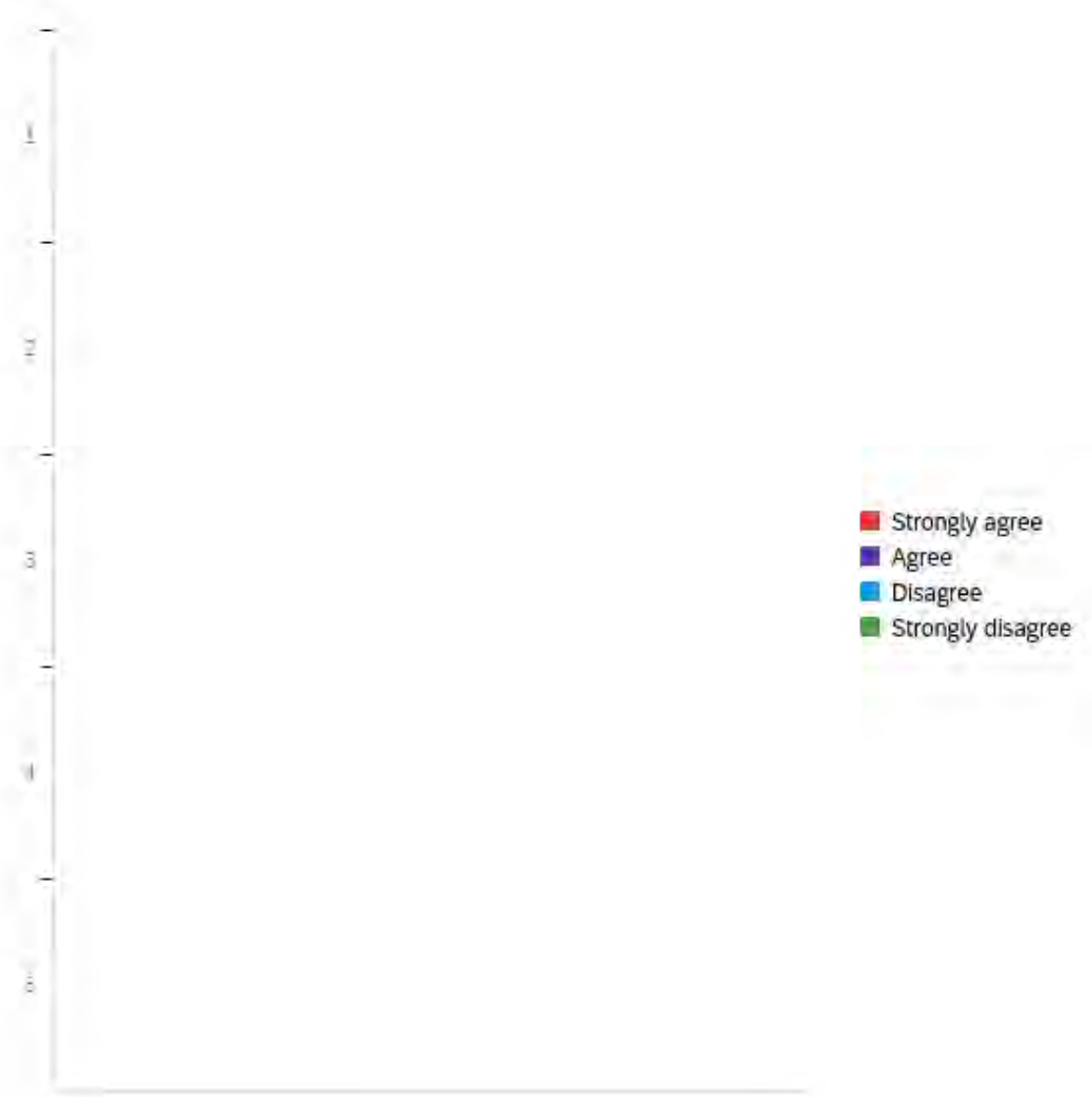
4	Strongly disagree	0.00%	0	0.00%	0	0.00%	0	0.00%	0	0.00%	0	0
---	-------------------	-------	---	-------	---	-------	---	-------	---	-------	---	---

Courses prepared me to contribute to field of echocardiography in many important ways

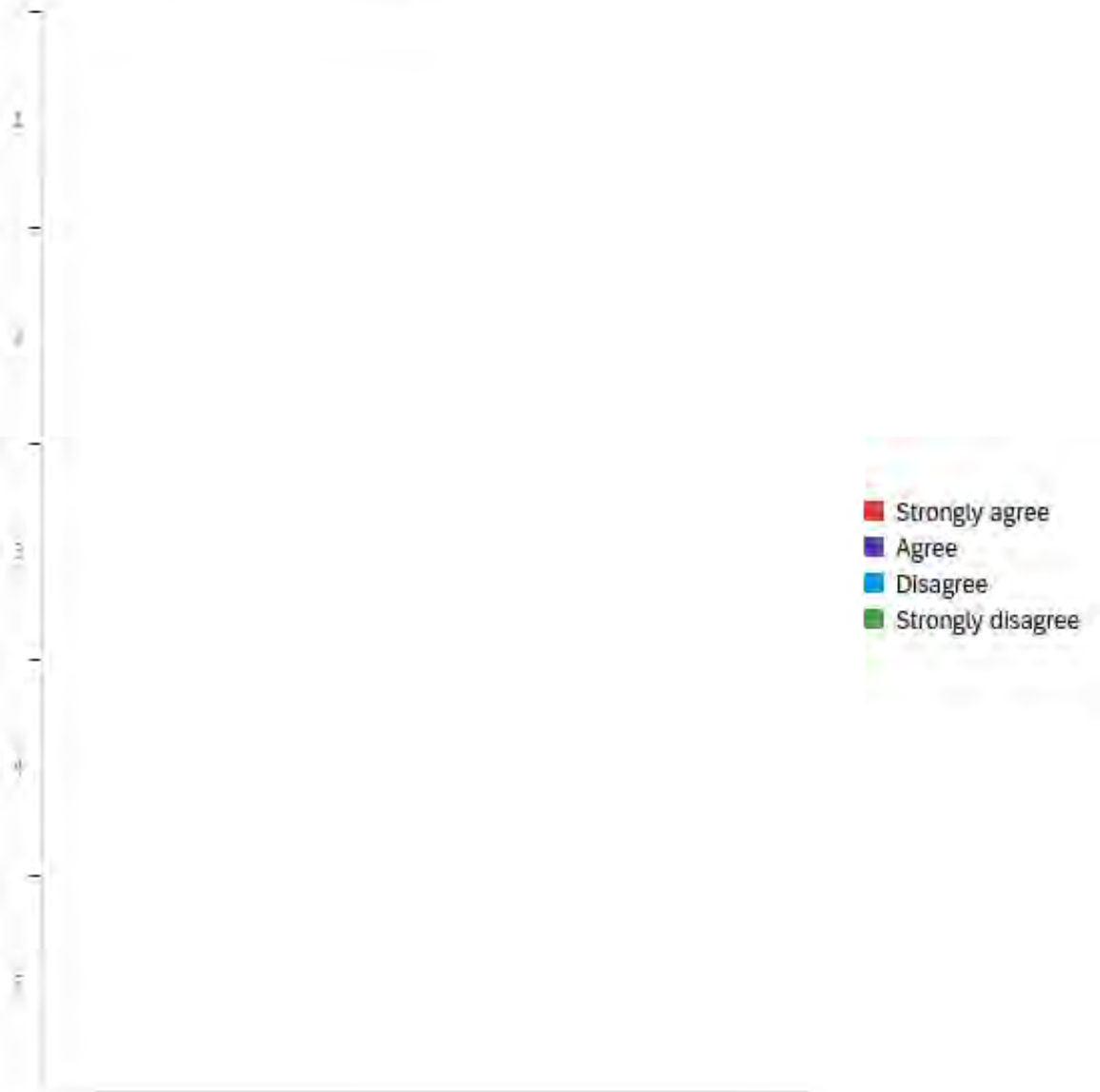
#	Question	1		2		3		4		5		Total
1	Strongly agree	0.00%	0	0.00%	0	0.00%	0	0.00%	0	0.00%	0	0
2	Agree	0.00%	0	0.00%	0	0.00%	0	0.00%	0	0.00%	0	0
3	Disagree	0.00%	0	0.00%	0	0.00%	0	0.00%	0	0.00%	0	0
4	Strongly disagree	0.00%	0	0.00%	0	0.00%	0	0.00%	0	0.00%	0	0

Q BVTO 10 - Please provide feedback on the Vascular Technology Degree Completion faculty.

Faculty are fair



Faculty are honoring of you as an adult learner

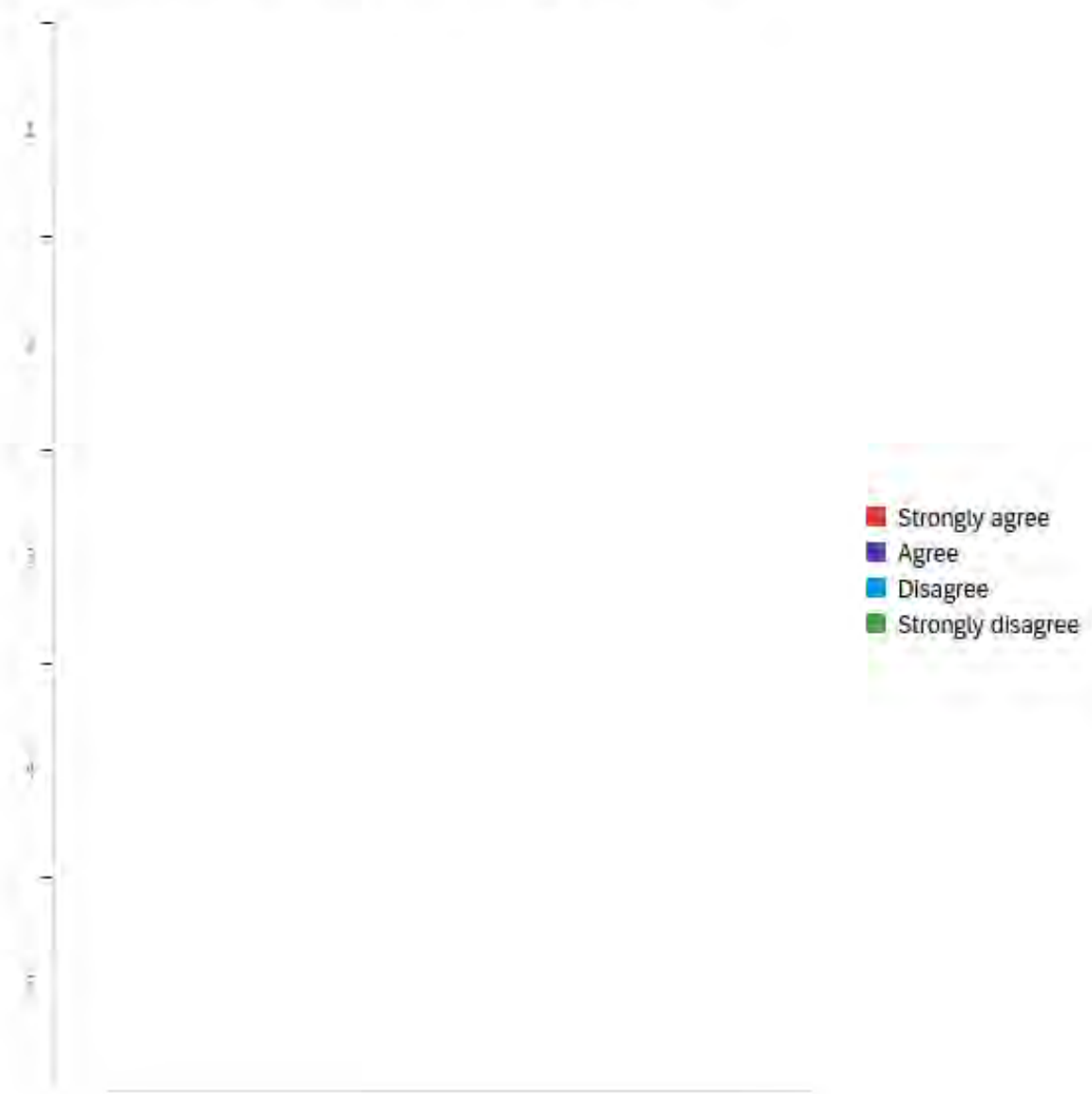


Faculty are helpful




- Strongly agree
- Agree
- Disagree
- Strongly disagree


Faculty help you understand how what you are learning could be applied



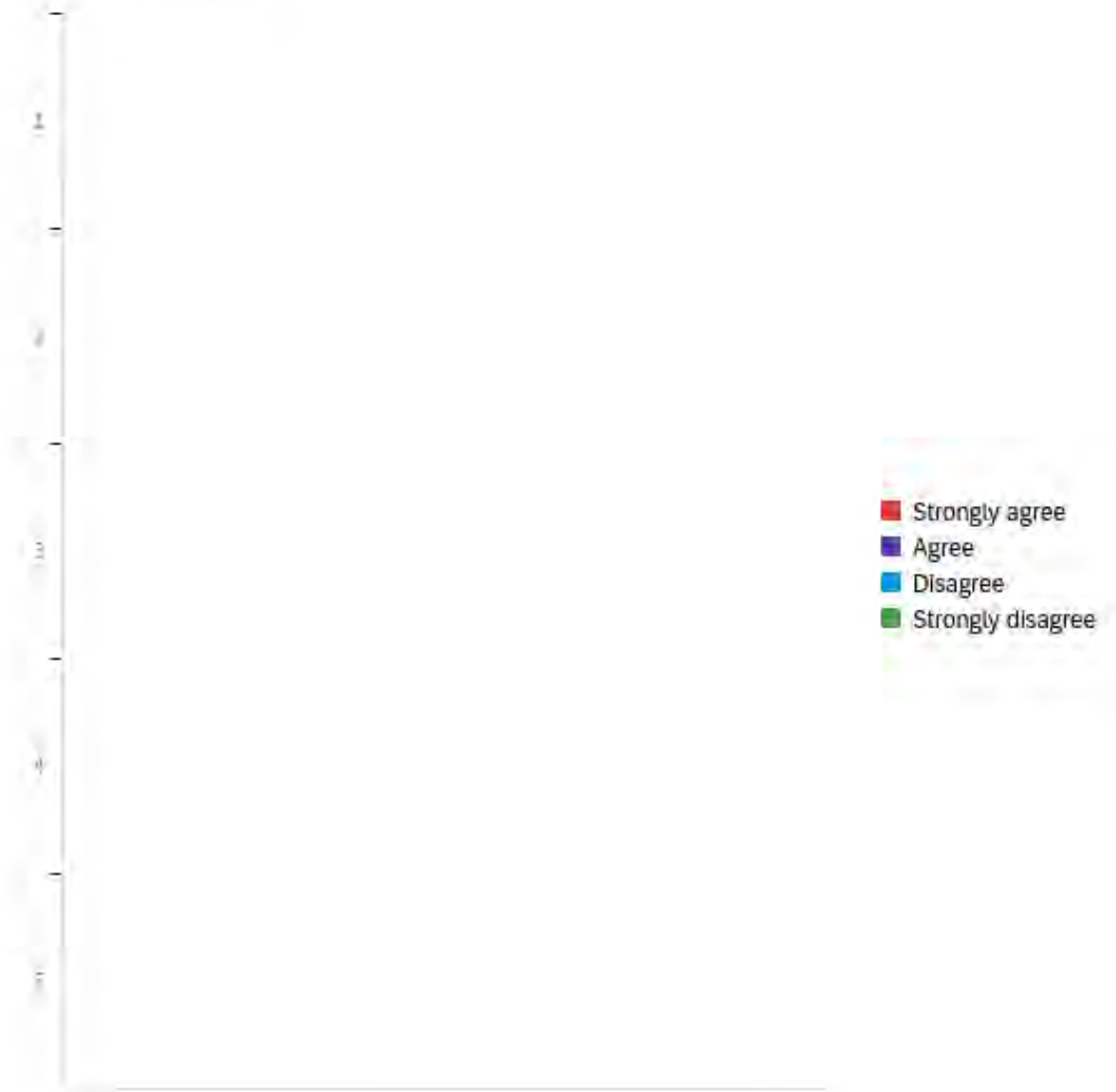
Faculty help you develop intellectually



Faculty make courses interesting



Faculty make courses relevant



Faculty are fair

#	Question	1		2		3		4		5		Total
1	Strongly agree	0.00%	0	0.00%	0	0.00%	0	0.00%	0	0.00%	0	0
2	Agree	0.00%	0	0.00%	0	0.00%	0	0.00%	0	0.00%	0	0
3	Disagree	0.00%	0	0.00%	0	0.00%	0	0.00%	0	0.00%	0	0
4	Strongly disagree	0.00%	0	0.00%	0	0.00%	0	0.00%	0	0.00%	0	0

Faculty are honoring of you as an adult learner

#	Question	1		2		3		4		5		Total
1	Strongly agree	0.00%	0	0.00%	0	0.00%	0	0.00%	0	0.00%	0	0
2	Agree	0.00%	0	0.00%	0	0.00%	0	0.00%	0	0.00%	0	0
3	Disagree	0.00%	0	0.00%	0	0.00%	0	0.00%	0	0.00%	0	0
4	Strongly disagree	0.00%	0	0.00%	0	0.00%	0	0.00%	0	0.00%	0	0

Faculty are helpful

#	Question	1		2		3		4		5		Total
1	Strongly agree	0.00%	0	0.00%	0	0.00%	0	0.00%	0	0.00%	0	0
2	Agree	0.00%	0	0.00%	0	0.00%	0	0.00%	0	0.00%	0	0
3	Disagree	0.00%	0	0.00%	0	0.00%	0	0.00%	0	0.00%	0	0
4	Strongly disagree	0.00%	0	0.00%	0	0.00%	0	0.00%	0	0.00%	0	0

Faculty help you understand how what you are learning could be applied

#	Question	1		2		3		4		5		Total
1	Strongly agree	0.00%	0	0.00%	0	0.00%	0	0.00%	0	0.00%	0	0
2	Agree	0.00%	0	0.00%	0	0.00%	0	0.00%	0	0.00%	0	0
3	Disagree	0.00%	0	0.00%	0	0.00%	0	0.00%	0	0.00%	0	0
4	Strongly disagree	0.00%	0	0.00%	0	0.00%	0	0.00%	0	0.00%	0	0

Faculty help you develop intellectually

#	Question	1		2		3		4		5		Total
1	Strongly agree	0.00%	0	0.00%	0	0.00%	0	0.00%	0	0.00%	0	0
2	Agree	0.00%	0	0.00%	0	0.00%	0	0.00%	0	0.00%	0	0
3	Disagree	0.00%	0	0.00%	0	0.00%	0	0.00%	0	0.00%	0	0

4	Strongly disagree	0.00%	0	0.00%	0	0.00%	0	0.00%	0	0.00%	0	0
---	-------------------	-------	---	-------	---	-------	---	-------	---	-------	---	---

Faculty make courses interesting

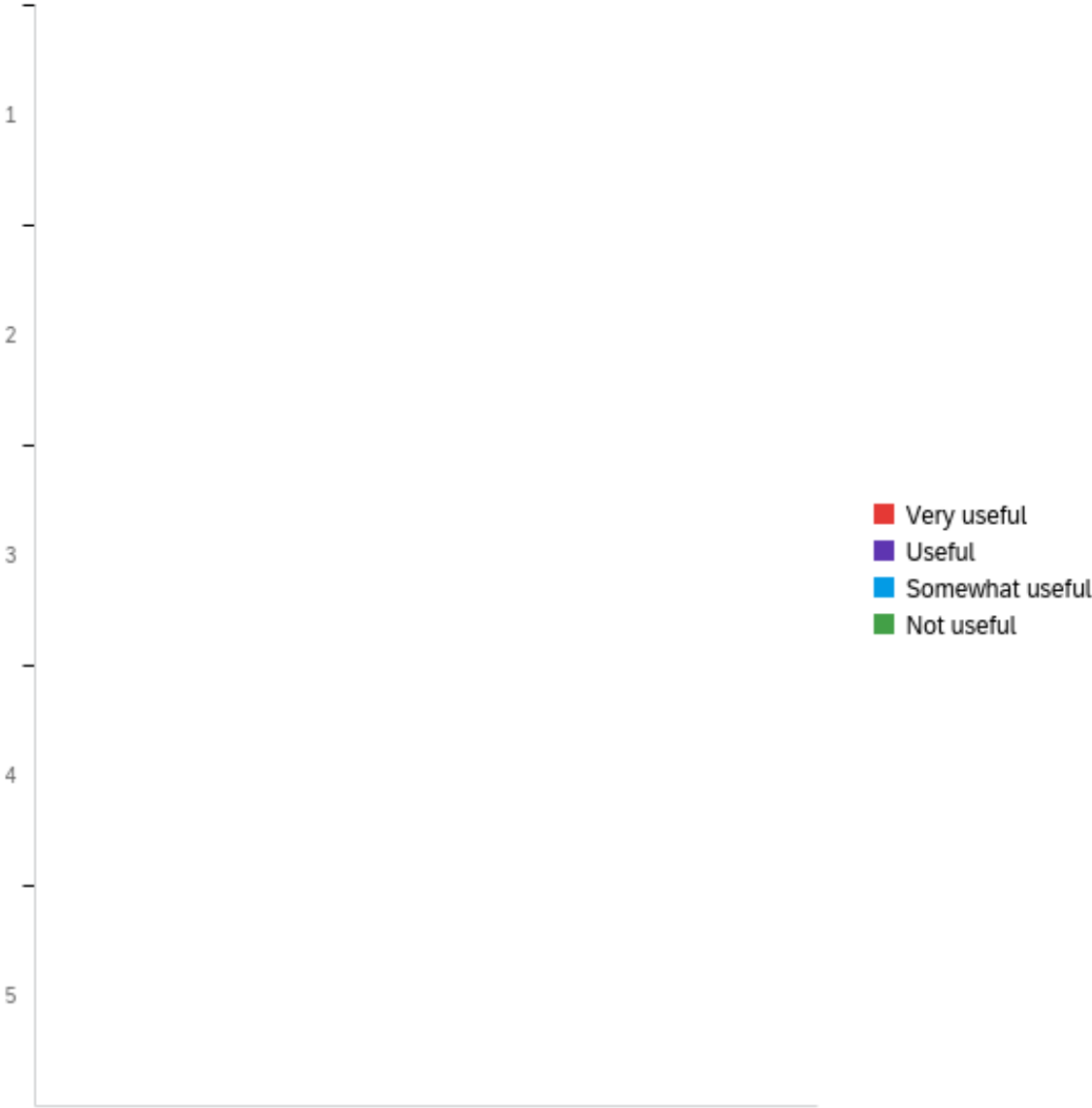
#	Question	1		2		3		4		5		Total
1	Strongly agree	0.00%	0	0.00%	0	0.00%	0	0.00%	0	0.00%	0	0
2	Agree	0.00%	0	0.00%	0	0.00%	0	0.00%	0	0.00%	0	0
3	Disagree	0.00%	0	0.00%	0	0.00%	0	0.00%	0	0.00%	0	0
4	Strongly disagree	0.00%	0	0.00%	0	0.00%	0	0.00%	0	0.00%	0	0

Faculty make courses relevant


#	Question	1		2		3		4		5		Total
1	Strongly agree	0.00%	0	0.00%	0	0.00%	0	0.00%	0	0.00%	0	0
2	Agree	0.00%	0	0.00%	0	0.00%	0	0.00%	0	0.00%	0	0
3	Disagree	0.00%	0	0.00%	0	0.00%	0	0.00%	0	0.00%	0	0
4	Strongly disagree	0.00%	0	0.00%	0	0.00%	0	0.00%	0	0.00%	0	0

Q BVTO 11 - Please provide feedback about how useful the following Oregon Tech services have been to you.

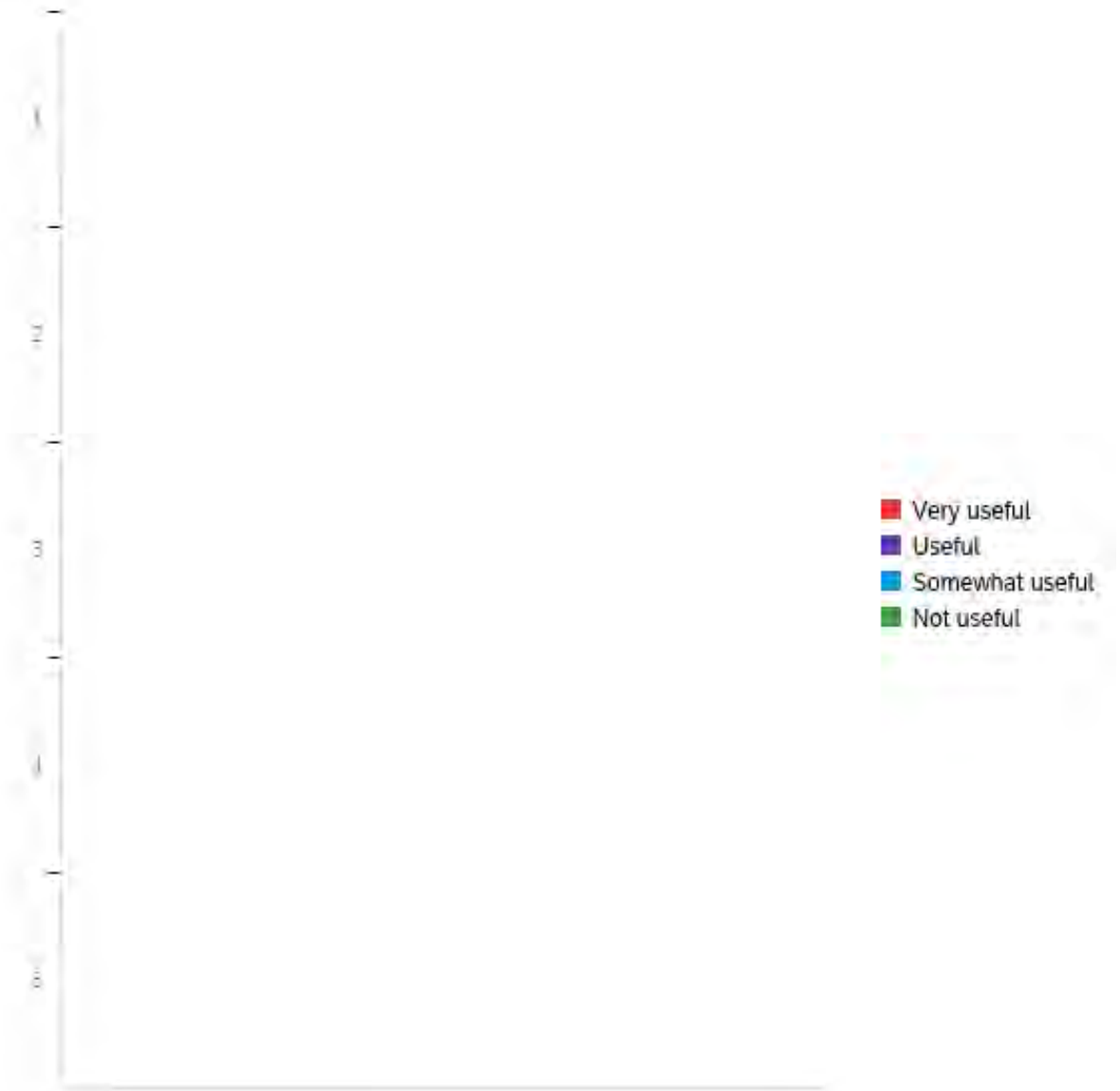
Library



Registrar's Office



Financial Aid



Library

#	Question	1	2	3	4	5	Total
1	Very useful	0.00%	0	0.00%	0	0.00%	0
2	Useful	0.00%	0	0.00%	0	0.00%	0
3	Somewhat useful	0.00%	0	0.00%	0	0.00%	0
4	Not useful	0.00%	0	0.00%	0	0.00%	0

Registrar's Office

#	Question	1		2		3		4		5		Total
1	Very useful	0.00%	0	0.00%	0	0.00%	0	0.00%	0	0.00%	0	0
2	Useful	0.00%	0	0.00%	0	0.00%	0	0.00%	0	0.00%	0	0
3	Somewhat useful	0.00%	0	0.00%	0	0.00%	0	0.00%	0	0.00%	0	0
4	Not useful	0.00%	0	0.00%	0	0.00%	0	0.00%	0	0.00%	0	0

Financial Aid

#	Question	1		2		3		4		5		Total
1	Very useful	0.00%	0	0.00%	0	0.00%	0	0.00%	0	0.00%	0	0
2	Useful	0.00%	0	0.00%	0	0.00%	0	0.00%	0	0.00%	0	0
3	Somewhat useful	0.00%	0	0.00%	0	0.00%	0	0.00%	0	0.00%	0	0
4	Not useful	0.00%	0	0.00%	0	0.00%	0	0.00%	0	0.00%	0	0

Q BVTO 12 - Do you feel you are now a life long learner since you completed your degree?

1

Do you feel you are now a life long learner since you completed your degree?

2

Do you feel you are now a life long learner since you completed your degree?

3

Do you feel you are now a life long learner since you completed your degree?

4

Do you feel you are now a life long learner since you completed your degree?

5

Do you feel you are now a life long learner since you completed your degree?

Q BVTO 13 - Has your confidence grown in yourself since completing your degree? If so, please explain.

1
Has your confidence grown in yourself since completing your degree? If so, please explain.

2
Has your confidence grown in yourself since completing your degree? If so, please explain.

3
Has your confidence grown in yourself since completing your degree? If so, please explain.

4
Has your confidence grown in yourself since completing your degree? If so, please explain.

5
Has your confidence grown in yourself since completing your degree? If so, please explain.

Q BVTO 14 - Do you feel you could contribute to the advancing of the field or your work environment in new ways with all that you have learned in your degree?

1

Do you feel you could contribute to the advancing of the field or your work environment in new ways with all that you have learned in your degree?

2

Do you feel you could contribute to the advancing of the field or your work environment in new ways with all that you have learned in your degree?

3

Do you feel you could contribute to the advancing of the field or your work environment in new ways with all that you have learned in your degree?

4

Do you feel you could contribute to the advancing of the field or your work environment in new ways with all that you have learned in your degree?

5

Do you feel you could contribute to the advancing of the field or your work environment in new ways with all that you have learned in your degree?

Q BVTO 15 - Has your degree given you greater opportunity in your career? If yes, please explain.

1

Has your degree given you greater opportunity in your career? If yes, please explain.

2

Has your degree given you greater opportunity in your career? If yes, please explain.

3

Has your degree given you greater opportunity in your career? If yes, please explain.

4

Has your degree given you greater opportunity in your career? If yes, please explain.

5

Has your degree given you greater opportunity in your career? If yes, please explain.

Q BVTO 16 - What have been the three best things about your major? These might be experiences, particular courses or professors, general characteristics or features of the program--anything at all that was important to you.

1
What have been the three best things about your major? These might be experiences, particular courses or professors, general characteristics or features of the program--anything at all that was important to you.


2
What have been the three best things about your major? These might be experiences, particular courses or professors, general characteristics or features of the program--anything at all that was important to you.

3
What have been the three best things about your major? These might be experiences, particular courses or professors, general characteristics or features of the program--anything at all that was important to you.

4
What have been the three best things about your major? These might be experiences, particular courses or professors, general characteristics or features of the program--anything at all that was important to you.

5
What have been the three best things about your major? These might be experiences, particular courses or professors, general characteristics or features of the program--anything at all that was important to you.

Q BVTO 17 - What is your overall rating of the education you received at Oregon Tech?



#	Question	1		2		3		4		5		Total
1	1	0.00%	0	0.00%	0	0.00%	0	0.00%	0	0.00%	0	0
2	2	0.00%	0	0.00%	0	0.00%	0	0.00%	0	0.00%	0	0
3	3	0.00%	0	0.00%	0	0.00%	0	0.00%	0	0.00%	0	0
4	4	0.00%	0	0.00%	0	0.00%	0	0.00%	0	0.00%	0	0
5	5	0.00%	0	0.00%	0	0.00%	0	0.00%	0	0.00%	0	0

Q BVTO 18 - Do you have any other comments about your time at Oregon Tech?

1

Do you have any other comments about your time at Oregon Tech?

2

Do you have any other comments about your time at Oregon Tech?

3

Do you have any other comments about your time at Oregon Tech?

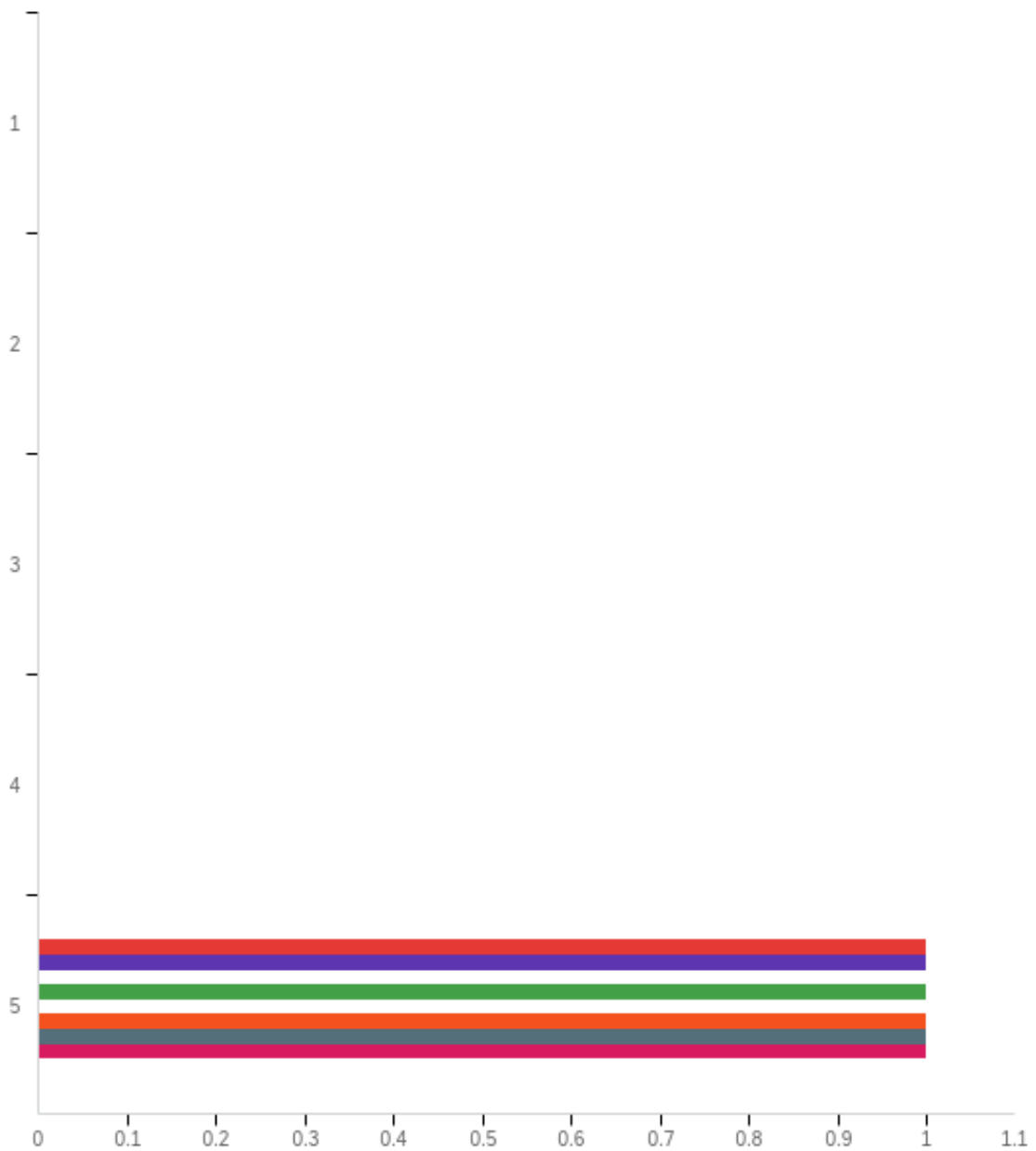
4

Do you have any other comments about your time at Oregon Tech?

5

Do you have any other comments about your time at Oregon Tech?

Q Experiential Learning 1 - Oregon Tech recognizes that learning occurs in a variety of venues and experiences. Please check all of the following learning experiences you participated in while enrolled as a student at Oregon Tech.



#	Question	1	2	3	4	5	Total			
1	Internship / Externship / Clinical / Practicum	0.00%	0	0.00%	0	0.00%	0	100.00%	1	1
13	Research with a faculty member	0.00%	0	0.00%	0	0.00%	0	100.00%	1	1
12	Course project with industry or community partnership	0.00%	0	0.00%	0	0.00%	0	0.00%	0	0

10	Capstone Project / Senior Project	0.00%	0	0.00%	0	0.00%	0	0.00%	0	100.00%	1	1
8	Volunteer Experience	0.00%	0	0.00%	0	0.00%	0	0.00%	0	0.00%	0	0
4	Student Club or Program	0.00%	0	0.00%	0	0.00%	0	0.00%	0	100.00%	1	1
5	On-Campus Job	0.00%	0	0.00%	0	0.00%	0	0.00%	0	100.00%	1	1
6	Off-Campus Job	0.00%	0	0.00%	0	0.00%	0	0.00%	0	100.00%	1	1
20	None	0.00%	0	0.00%	0	0.00%	0	0.00%	0	0.00%	0	0

Q Experiential Learning 2 - Please tell us more about your Internship / Externship / Clinical / Practicum.

1

Name of company or organization:

2

Name of company or organization:

3

Name of company or organization:

4

Name of company or organization:

5

Name of company or organization:	Brief description of experience:	What term(s) did you participate:	Duration in weeks:	Average hours per week:
Klamath Basin Behavioral Health	providing therapy to children and families	Summer 2019-Spring 2020	52	20

Q Experiential Learning 3 - Please tell us more about your research with a faculty member.

1

Name of faculty member:

2

Name of faculty member:

3

Name of faculty member:

4

Name of faculty member:

5

Name of faculty member:

Q Experiential Learning 4 - Please tell us more about your course project with industry or community partnership.

1

Name of company or organization:

2

Name of company or organization:

3

Name of company or organization:

4

Name of company or organization:

5

Name of company or organization:

Q Experiential Learning 5 - Please tell us more about your capstone project or senior project.

1

Name of company or organization:

2

Name of company or organization:

3

Name of company or organization:

4

Name of company or organization:

5

Name of company or organization:

Q Experiential Learning 6 - Please tell us more about your volunteer experience.

1

Name of company or organization:

2

Name of company or organization:

3

Name of company or organization:

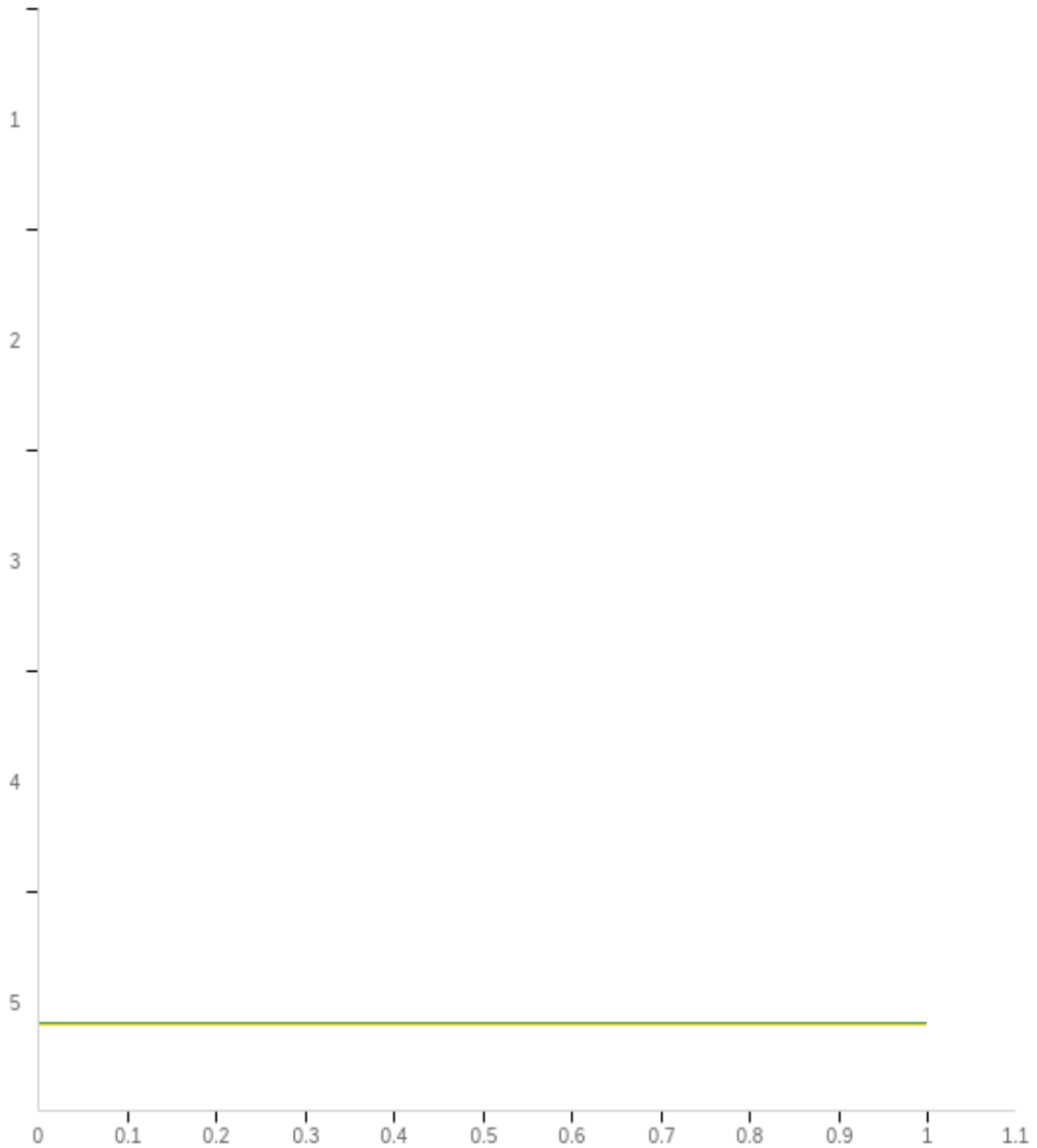
4

Name of company or organization:

5

Name of company or organization:

Q Experiential Learning 7 - Please select all of the student clubs and/or programs you participated in while at Oregon Tech:



#	Question	1		2		3		4		5	
1	ALPS - Philosophy / Poetry Club	0.00%	0	0.00%	0	0.00%	0	0.00%	0	0.00%	0
2	Amateur Radio Club	0.00%	0	0.00%	0	0.00%	0	0.00%	0	0.00%	0
3	ASCE (Civil Engineers)	0.00%	0	0.00%	0	0.00%	0	0.00%	0	0.00%	0
4	ASME - Mechanical Engineers	0.00%	0	0.00%	0	0.00%	0	0.00%	0	0.00%	0

38	Association of Energy Engineers	0.00%	0	0.00%	0	0.00%	0	0.00%	0	0.00%	0
6	AUVSI - Assoc for Unmanned Vehicle Systems Int'l	0.00%	0	0.00%	0	0.00%	0	0.00%	0	0.00%	0
7	Baja SAE	0.00%	0	0.00%	0	0.00%	0	0.00%	0	0.00%	0
8	Barbell Club	0.00%	0	0.00%	0	0.00%	0	0.00%	0	0.00%	0
53	Campus Activities (CAB)	0.00%	0	0.00%	0	0.00%	0	0.00%	0	0.00%	0
9	Campus Beautification Club	0.00%	0	0.00%	0	0.00%	0	0.00%	0	0.00%	0
10	Christian Fellowship Club	0.00%	0	0.00%	0	0.00%	0	0.00%	0	0.00%	0
11	Circle K Club	0.00%	0	0.00%	0	0.00%	0	0.00%	0	0.00%	0
12	Disc Golf Club	0.00%	0	0.00%	0	0.00%	0	0.00%	0	0.00%	0
13	DMS Club	0.00%	0	0.00%	0	0.00%	0	0.00%	0	0.00%	0
65	Drama Club	0.00%	0	0.00%	0	0.00%	0	0.00%	0	0.00%	0
14	Echo Club	0.00%	0	0.00%	0	0.00%	0	0.00%	0	0.00%	0
15	Engineers without Borders (EWB)	0.00%	0	0.00%	0	0.00%	0	0.00%	0	0.00%	0
17	Formula SAE	0.00%	0	0.00%	0	0.00%	0	0.00%	0	0.00%	0
18	Gaming Community	0.00%	0	0.00%	0	0.00%	0	0.00%	0	0.00%	0
19	Geomatics Club	0.00%	0	0.00%	0	0.00%	0	0.00%	0	0.00%	0
20	Hawaii Club: Alanui o Pueo	0.00%	0	0.00%	0	0.00%	0	0.00%	0	0.00%	0
21	Health Science Club	0.00%	0	0.00%	0	0.00%	0	0.00%	0	0.00%	0
23	IEEE Electrical and Electronics Engineering	0.00%	0	0.00%	0	0.00%	0	0.00%	0	0.00%	0
24	International Club	0.00%	0	0.00%	0	0.00%	0	0.00%	0	0.00%	0
55	International Student Services (ISS)	0.00%	0	0.00%	0	0.00%	0	0.00%	0	0.00%	0
56	KTEC-FM Radio Station	0.00%	0	0.00%	0	0.00%	0	0.00%	0	0.00%	0
25	Lambda Pi Eta	0.00%	0	0.00%	0	0.00%	0	0.00%	0	0.00%	0
69	Latino Club	0.00%	0	0.00%	0	0.00%	0	0.00%	0	0.00%	0
27	Mars Reach	0.00%	0	0.00%	0	0.00%	0	0.00%	0	0.00%	0
28	Martial Arts	0.00%	0	0.00%	0	0.00%	0	0.00%	0	0.00%	0
26	Mathematics Club	0.00%	0	0.00%	0	0.00%	0	0.00%	0	0.00%	0
67	Native American Student Union (NASU)	0.00%	0	0.00%	0	0.00%	0	0.00%	0	0.00%	0
57	New Student Orientation (NSO)	0.00%	0	0.00%	0	0.00%	0	0.00%	0	0.00%	0
29	Newman Club	0.00%	0	0.00%	0	0.00%	0	0.00%	0	0.00%	0

30	Nuclear Medicine	0.00%	0	0.00%	0	0.00%	0	0.00%	0	0.00%	0
31	Nursing Students without Boards	0.00%	0	0.00%	0	0.00%	0	0.00%	0	0.00%	0
59	Oregon Tech Broadcasting (OTB)	0.00%	0	0.00%	0	0.00%	0	0.00%	0	0.00%	0
66	Oregon Tech Gaming Society	0.00%	0	0.00%	0	0.00%	0	0.00%	0	0.00%	0
70	Oregon Tech Spirit Squad	0.00%	0	0.00%	0	0.00%	0	0.00%	0	0.00%	0
58	Outdoor Program (OP)	0.00%	0	0.00%	0	0.00%	0	0.00%	0	0.00%	0
32	Performing Musicians - Pep Band	0.00%	0	0.00%	0	0.00%	0	0.00%	0	0.00%	0
33	Phi Beta Lambda - Business Club	0.00%	0	0.00%	0	0.00%	0	0.00%	0	0.00%	0
34	Phi Delta Theta	0.00%	0	0.00%	0	0.00%	0	0.00%	0	0.00%	0
35	Psy Chi (Psychology Honor Society)	0.00%	0	0.00%	0	0.00%	0	0.00%	0	50.00%	1
36	Psychology Club	0.00%	0	0.00%	0	0.00%	0	0.00%	0	50.00%	1
37	Radiologic Science	0.00%	0	0.00%	0	0.00%	0	0.00%	0	0.00%	0
60	Residence Hall Association (RHA)	0.00%	0	0.00%	0	0.00%	0	0.00%	0	0.00%	0
39	Respiratory Club	0.00%	0	0.00%	0	0.00%	0	0.00%	0	0.00%	0
40	Robotics Club	0.00%	0	0.00%	0	0.00%	0	0.00%	0	0.00%	0
41	Rowing Club	0.00%	0	0.00%	0	0.00%	0	0.00%	0	0.00%	0
42	SADHA at CCC - Chemeketa	0.00%	0	0.00%	0	0.00%	0	0.00%	0	0.00%	0
43	SADHA Dental Hygiene	0.00%	0	0.00%	0	0.00%	0	0.00%	0	0.00%	0
68	Saudi Student Association	0.00%	0	0.00%	0	0.00%	0	0.00%	0	0.00%	0
5	Soccer Club	0.00%	0	0.00%	0	0.00%	0	0.00%	0	0.00%	0
44	Social Activities Club	0.00%	0	0.00%	0	0.00%	0	0.00%	0	0.00%	0
45	Social Dancing Club	0.00%	0	0.00%	0	0.00%	0	0.00%	0	0.00%	0
52	Student Government (ASOIT)	0.00%	0	0.00%	0	0.00%	0	0.00%	0	0.00%	0
61	Student Veterans Program (SVP)	0.00%	0	0.00%	0	0.00%	0	0.00%	0	0.00%	0
47	Students in Communication	0.00%	0	0.00%	0	0.00%	0	0.00%	0	0.00%	0
48	SWE Society of Women Engineers	0.00%	0	0.00%	0	0.00%	0	0.00%	0	0.00%	0
16	Tau Beta Pi (Engineering Honor Society)	0.00%	0	0.00%	0	0.00%	0	0.00%	0	0.00%	0
49	Tennis Club	0.00%	0	0.00%	0	0.00%	0	0.00%	0	0.00%	0
62	The Edge Newspaper	0.00%	0	0.00%	0	0.00%	0	0.00%	0	0.00%	0
54	The Treehouse	0.00%	0	0.00%	0	0.00%	0	0.00%	0	0.00%	0

50	Trading Card Game Club	0.00%	0	0.00%	0	0.00%	0	0.00%	0	0.00%	0
51	Vascular Club	0.00%	0	0.00%	0	0.00%	0	0.00%	0	0.00%	0
64	If other, please specify:	0.00%	0	0.00%	0	0.00%	0	0.00%	0	0.00%	0
	Total	Total	0	Total	0	Total	0	Total	0	Total	2

If other, please specify: - 1

If other, please specify: - Text

If other, please specify: - 2

If other, please specify: - Text

If other, please specify: - 3

If other, please specify: - Text

If other, please specify: - 4

If other, please specify: - Text

If other, please specify: - 5

If other, please specify: - Text

Q Experiential Learning 8 - Please tell us more about your on-campus job.

1

Name of supervisor:

2

Name of supervisor:

3

Name of supervisor:

4

Name of supervisor:

5

Name of supervisor:	Name of department:	Brief description of experience:	What term(s) did you participate:	Duration in weeks:	Average hours per week:
Trevor Petersen MariaLynn Kessler	Relationship Building Program	Lead Family Mentor	Spring 2016 - Summer 2020	208	10

Q Experiential Learning 9 - Please tell us more about your off-campus job.

1

Name of supervisor:

2

Name of supervisor:

3

Name of supervisor:

4

Name of supervisor:

5

Name of supervisor:

OREGON TECH GRADUATE OUTCOMES 2017-2019 - 3 years combined

Total Outcomes: 1692

Count

1522

94

71

5

Grad Year	Highest	Major	Knowledge Source	Code	Outcome
2019	MS	Allied Health	FDS	1	Working
2019	MS	Allied Health	FDS	1	Working
2017	MS	Allied Health	Exit Survey	1	Working
2019	MS	Allied Health	FDS	1	Working
2019	MS	Allied Health	FDS	1	Working
2018	MS	Allied Health	Survey Response	2	Continuing Ed
2019	CERT	Applied Behavior Analysis	FDS	1	Working
2019	MS	Applied Behavior Analysis	FDS	1	Working
2017	MS	Applied Behavior Analysis	Faculty	1	Working
2018	BS	Applied Mathematics	Survey by text	1	Working
2018	BS	Applied Mathematics	Survey Response	1	Working
2018	BS	Applied Mathematics	Survey Response	1	Working
2017	BS	Applied Mathematics	Exit Survey	1	Working
2019	BS	Applied Mathematics	LinkedIn	1	Working
2018	BS	Applied Mathematics	Survey Response	1	Working
2018	BS	Applied Mathematics	Survey Response	1	Working
2017	BS	Applied Mathematics	Exit Survey	1	Working
2018	BS	Applied Mathematics	Survey Response	1	Working
2019	BS	Applied Mathematics	Faculty	1	Working
2018	BS	Applied Mathematics	Survey Response	1	Working
2019	BS	Applied Mathematics	Employer	1	Working
2017	BS	Applied Mathematics	Exit Survey	2	Continuing Ed
2017	BS	Applied Mathematics	Exit Survey	2	Continuing Ed
2019	BS	Applied Mathematics	Faculty	2	Continuing Ed
2018	BS	Applied Mathematics	Survey Response	2	Continuing Ed
2018	BS	Applied Mathematics	Survey Response	3	Seeking
2018	BS	Applied Mathematics	Survey Response	3	Seeking
2018	BS	Applied Mathematics	Survey Response	3	Seeking

2018	BS	Applied Mathematics	Survey Response	3	Seeking
2018	BS	Applied Mathematics	Survey Response	4	Not Seeking
2018	BS	Applied Psychology	Survey Response	1	Working
2018	BS	Applied Psychology	Survey Response	1	Working
2019	BS	Applied Psychology	FDS	1	Working
2017	BS	Applied Psychology	CS Survey	1	Working
2018	BS	Applied Psychology	Survey Response	1	Working
2017	BS	Applied Psychology	Exit Survey	1	Working
2017	BS	Applied Psychology	Exit Survey	1	Working
2017	BS	Applied Psychology	Exit Survey	1	Working
2019	BS	Applied Psychology	FDS	1	Working
2019	BS	Applied Psychology	FDS	1	Working
2017	BS	Applied Psychology	Exit Survey	1	Working
2019	BS	Applied Psychology	FDS	1	Working
2017	BS	Applied Psychology	Exit Survey	1	Working
2019	BS	Applied Psychology	FDS	1	Working
2017	BS	Applied Psychology	Staff	1	Working
2019	BS	Applied Psychology	LinkedIn	1	Working
2018	BS	Applied Psychology	Survey Response	1	Working
2017	BS	Applied Psychology	CS Survey	1	Working
2019	BS	Applied Psychology	Faculty	1	Working
2018	BS	Applied Psychology	Faculty	1	Working
2018	BS	Applied Psychology	LinkedIn	1	Working
2019	BS	Applied Psychology	LinkedIn	1	Working
2019	BS	Applied Psychology	Faculty	1	Working
2018	BS	Applied Psychology	Survey Response	1	Working
2017	BS	Applied Psychology	Exit Survey	1	Working
2018	BS	Applied Psychology	LinkedIn	1	Working
2019	BS	Applied Psychology	LinkedIn	1	Working
2017	BS	Applied Psychology	Faculty	1	Working
2018	BS	Applied Psychology	Faculty	1	Working
2019	BS	Applied Psychology	LinkedIn	1	Working
2018	BS	Applied Psychology	Staff-TOP	1	Working
2019	BS	Applied Psychology	LinkedIn	1	Working
2019	BS	Applied Psychology	Faculty	1	Working
2019	BS	Applied Psychology	Faculty	1	Working

2019	BS	Applied Psychology	LinkedIn	1	Working
2018	BS	Applied Psychology	Survey Response	1	Working
2019	BS	Applied Psychology	Faculty	1	Working
2018	BS	Applied Psychology	Survey Response	1	Working
2019	BS	Applied Psychology	LinkedIn	1	Working
2018	BS	Applied Psychology	Survey Response	1	Working
2018	BS	Applied Psychology	Faculty	1	Working
2017	BS	Applied Psychology	Exit Survey	1	Working
2017	BS	Applied Psychology	Exit Survey	1	Working
2017	BS	Applied Psychology	CS Survey	1	Working
2019	BS	Applied Psychology	FDS	1	Working
2018	BS	Applied Psychology		1	Working
2019	BS	Applied Psychology	Faculty	1	Working
2018	BS	Applied Psychology	Survey Response	1	Working
2018	BS	Applied Psychology	Faculty	1	Working
2017	BS	Applied Psychology	CS Survey	1	Working
2019	BS	Applied Psychology	LinkedIn	1	Working
2017	BS	Applied Psychology	Faculty	1	Working
2019	BS	Applied Psychology	Faculty	2	Continuing Ed
2017	BS	Applied Psychology	Faculty	2	Continuing Ed
2019	BS	Applied Psychology	Paper Survey	2	Continuing Ed
2017	BS	Applied Psychology	Exit Survey	2	Continuing Ed
2018	BS	Applied Psychology	Faculty	2	Continuing Ed
2017	BS	Applied Psychology	Exit Survey	2	Continuing Ed
2017	BS	Applied Psychology	CS Survey	2	Continuing Ed
2018	BS	Applied Psychology	Faculty	2	Continuing Ed
2019	BS	Applied Psychology	FDS	2	Continuing Ed
2018	BS	Applied Psychology	Survey Response	2	Continuing Ed
2018	BS	Applied Psychology	Survey Response	2	Continuing Ed
2017	BS	Applied Psychology	Exit Survey	2	Continuing Ed
2017	BS	Applied Psychology	Exit Survey	2	Continuing Ed
2019	BS	Applied Psychology	FDS	2	Continuing Ed
2018	BS	Applied Psychology	Survey Response	2	Continuing Ed
2019	BS	Applied Psychology	Faculty	2	Continuing Ed
2019	BS	Applied Psychology	FDS	2	Continuing Ed
2017	BS	Applied Psychology	Faculty	2	Continuing Ed
2017	BS	Applied Psychology	Exit Survey	2	Continuing Ed

2019	BS	Applied Psychology	FDS	2	Continuing Ed
2017	BS	Applied Psychology	Exit Survey	3	Seeking
2019	BS	Applied Psychology	FDS	3	Seeking
2019	BS	Applied Psychology	FDS	3	Seeking
2018	BS	Applied Psychology	Staff-TOP	3	Seeking
2019	BS	Biology-Health Sciences	text	1	Working
2017	BS	Biology-Health Sciences	Exit Survey	1	Working
2019	BS	Biology-Health Sciences	Email	1	Working
2019	BS	Biology-Health Sciences	FDS	1	Working
2018	BS	*Biology	Survey Response	1	Working
2018	BS	Biology-Health Sciences	Faculty	1	Working
2017	BS	Biology-Health Sciences	Exit Survey	1	Working
2017	BS	Biology-Health Sciences	Exit Survey	1	Working
2017	BS	Biology-Health Sciences	CS Survey	1	Working
2018	BS	Biology-Health Sciences	Survey Response	1	Working
2018	BS	Biology-Health Sciences	Survey Response	1	Working
2017	BS	Biology-Health Sciences	CS Survey	1	Working
2017	BS	Biology-Health Sciences	CS Survey	1	Working
2018	BS	Biology-Health Sciences	Faculty	1	Working
2018	BS	Biology-Health Sciences	Survey Response	1	Working
2018	BS	Biology-Health Sciences	Faculty	1	Working
2019	BS	Biology-Health Sciences	LinkedIn	1	Working
2017	BS	Biology-Health Sciences	CS Survey	1	Working
2019	BS	Biology-Health Sciences	LinkedIn	1	Working
2018	BS	Biology-Health Sciences	Faculty	1	Working
2019	BS	Biology-Health Sciences	FDS	1	Working
2019	BS	Biology-Health Sciences	LinkedIn	1	Working
2018	BS	Biology-Health Sciences	Survey Response	1	Working
2019	BS	Biology-Health Sciences	LinkedIn	1	Working
2017	BS	Biology-Health Sciences	Exit Survey	2	Continuing Ed
2019	BS	Biology-Health Sciences	FDS	2	Continuing Ed
2017	BS	Biology-Health Sciences	Exit Survey	2	Continuing Ed
2019	BS	Biology-Health Sciences	FDS	2	Continuing Ed
2017	BS	Biology-Health Sciences	Exit Survey	2	Continuing Ed
2017	BS	Biology-Health Sciences	Exit Survey	2	Continuing Ed
2019	BS	Biology-Health Sciences	FDS	2	Continuing Ed

2017	BS	Biology-Health Sciences	Faculty	2	Continuing Ed
2017	BS	Biology-Health Sciences	Exit Survey	2	Continuing Ed
2019	BS	Biology-Health Sciences	FDS	2	Continuing Ed
2017	BS	Biology-Health Sciences	Exit Survey	2	Continuing Ed
2017	BS	Biology-Health Sciences	GradFair	2	Continuing Ed
2017	BS	Biology-Health Sciences	Exit Survey	2	Continuing Ed
2017	BS	Biology-Health Sciences	Exit Survey	2	Continuing Ed
2019	BS	Biology-Health Sciences	FDS	2	Continuing Ed
2017	BS	Biology-Health Sciences	Exit Survey	2	Continuing Ed
2019	BS	Biology-Health Sciences	FDS	2	Continuing Ed
2018	BS	Biology-Health Sciences	Survey Response	2	Continuing Ed
2019	BS	Biology-Health Sciences	FDS	3	Seeking
2019	BS	Biology-Health Sciences	FDS	3	Seeking
2019	BS	Biology-Health Sciences	FDS	3	Seeking
2018	BS	Biology-Health Sciences	Survey Response	4	Not Seeking
2019	BS	*Business Accounting Option	FDS	1	Working
2019	BS	*Business Accounting Option	Email	1	Working
2017	BS	Mgmt/Accounting Option	Exit Survey	1	Working
2018	BS	Business Accounting Option	Survey Response	1	Working
2019	BS	*Business Accounting Option	FDS	1	Working
2017	BS	Mgmt/Accounting Option	Faculty	1	Working
2018	BS	Mgmt/Accounting Option	Survey Response	1	Working
2018	BS	Business Accounting Option	Survey Response	1	Working
2019	BS	*Business Accounting Option	FDS	1	Working
2019	BS	*Business Accounting Option	LinkedIn	1	Working
2017	BS	Mgmt/Accounting Option	Faculty	1	Working
2018	BS	Mgmt/Accounting Option	LinkedIn	1	Working
2017	BS	Mgmt/Accounting Option	Exit Survey	1	Working
2017	BS	Mgmt/Accounting Option	Exit Survey	2	Continuing Ed
2017	BS	Mgmt/Accounting Option	Exit Survey	2	Continuing Ed
2019	BS	*Business Accounting Option	FDS	3	Seeking
2019	BS	Business Management Option	Faculty	1	Working
2019	BS	Business Management Option	LinkedIn	1	Working
2019	BS	Business Management Option	LinkedIn	1	Working

2018	BS	Business Marketing Option	Survey Response	1	Working
2017	BS	Mgmt/Marketing Option	Faculty	1	Working
2017	BS	Mgmt/Marketing Option	Faculty	1	Working
2017	BS	Mgmt/Marketing Option	Faculty	1	Working
2017	BS	Mgmt/Marketing Option	Faculty	1	Working
2019	BS	Business Marketing Option	LinkedIn	1	Working
2018	BS	Business Marketing Option	Survey Response	1	Working
2019	BS	Business Marketing Option	LinkedIn	1	Working
2018	BS	Business Marketing Option	Survey Response	1	Working
2018	BS	Business Marketing Option	Survey Response	1	Working
2019	BS	Business Marketing Option	LinkedIn	1	Working
2018	BS	Business Marketing Option	LinkedIn	1	Working
2018	BS	Business Marketing Option	Survey Response	1	Working
2018	BS	Business Marketing Option	LinkedIn	1	Working
2018	BS	Business Marketing Option	Survey Response	1	Working
2019	BS	Business Marketing Option	LinkedIn	1	Working
2018	BS	Business Marketing Option	Survey Response	1	Working
2019	BS	Business Marketing Option	LinkedIn	1	Working
2019	BS	Business Marketing Option	Survey Response	1	Working
2019	BS	Business Marketing Option	LinkedIn	1	Working
2018	BS	Business Marketing Option	Survey Response	1	Working
2017	BS	Mgmt/Marketing Option	LinkedIn	1	Working
2017	BS	Mgmt/Marketing Option	CS Survey	1	Working
2017	BS	Mgmt/Marketing Option	CS Survey	1	Working
2019	BS	Business Marketing Option	FDS	3	Seeking
2018	BS	Business Small Bus Mgmt Option	Survey Response	1	Working
2018	BS	Business Small Bus Mgmt Option	Survey Response	1	Working
2018	BS	Business Small Bus Mgmt Option	Survey Response	1	Working
2018	BS	Business Small Bus Mgmt Option	LinkedIn	1	Working
2017	BS	Mgmt/Small Bus Mgmt Option	CS Survey	1	Working
2017	BS	Mgmt/Small Bus Mgmt Option	Faculty	1	Working
2017	BS	Mgmt/Small Bus Mgmt Option	Faculty	1	Working
2017	BS	Mgmt/Small Bus Mgmt Option	Faculty	1	Working
2017	BS	Civil Engineering	Exit Survey	1	Working
2017	BS	Civil Engineering	Exit Survey	1	Working

2019	BS	Civil Engineering	FDS	1	Working
2019	BS	Civil Engineering	FDS	1	Working
2019	BS	Civil Engineering	FDS	1	Working
2017	BS	Civil Engineering	Exit Survey	1	Working
2018	BS	Civil Engineering	Survey Response	1	Working
2018	BS	Civil Engineering	Survey Response	1	Working
2019	BS	Civil Engineering	Employer	1	Working
2019	BS	Civil Engineering	FDS	1	Working
2019	BS	Civil Engineering	FDS	1	Working
2018	BS	Civil Engineering	Survey Response	1	Working
2017	BS	Civil Engineering	CS Survey	1	Working
2017	BS	Civil Engineering	Exit Survey	1	Working
2017	BS	Civil Engineering	Exit Survey	1	Working
2017	BS	Civil Engineering	Exit Survey	1	Working
2017	BS	Civil Engineering	CS Survey	1	Working
2019	BS	Civil Engineering	FDS	1	Working
2019	BS	Civil Engineering	FDS	1	Working
2017	BS	Civil Engineering	Exit Survey	1	Working
2018	BS	Civil Engineering	Survey by text	1	Working
2017	BS	Civil Engineering	Exit Survey	1	Working
2018	BS	Civil Engineering	Survey Response	1	Working
2017	BS	Civil Engineering	Exit Survey	1	Working
2018	BS	Civil Engineering	Survey Response	1	Working
2019	BS	Civil Engineering	FDS	1	Working
2017	BS	Civil Engineering	Exit Survey	1	Working
2019	BS	Civil Engineering	FDS	1	Working
2017	BS	Civil Engineering	Exit Survey	1	Working
2019	BS	Civil Engineering	LinkedIn	1	Working
2017	BS	Civil Engineering	LinkedIn	1	Working
2018	BS	Civil Engineering	Survey Response	1	Working
2018	BS	Civil Engineering	Oregon Tech Faculty or Staff	1	Working
2017	BS	Civil Engineering	Exit Survey	1	Working
2017	BS	Civil Engineering	CS Survey	1	Working
2019	BS	Civil Engineering	FDS	1	Working
2018	BS	Civil Engineering	Survey Response	1	Working
2019	BS	Civil Engineering	LinkedIn	1	Working
2018	BS	Civil Engineering	Survey Response	1	Working

2017	BS	Civil Engineering	CS Survey	1	Working
2018	BS	Civil Engineering	LinkedIn	1	Working
2017	BS	Civil Engineering	Exit Survey	1	Working
2017	BS	Civil Engineering	Faculty	1	Working
2018	BS	Civil Engineering	Survey Response	1	Working
2018	BS	Civil Engineering	Survey Response	1	Working
2019	BS	Civil Engineering	Text	1	Working
2018	BS	Civil Engineering	LinkedIn	1	Working
2018	BS	Civil Engineering	LinkedIn	1	Working
2019	BS	Civil Engineering	LinkedIn	1	Working
2018	BS	Civil Engineering	Survey Response	2	Continuing Ed
2019	BS	Civil Engineering	FDS	3	Seeking
2019	MS	Civil Engineering	FDS	1	Working
2017	MS	Civil Engineering	Exit Survey	1	Working
2019	MS	Civil Engineering	FDS	1	Working
2019	MS	Civil Engineering	FDS	1	Working
2017	MS	Civil Engineering	Exit Survey	1	Working
2017	MS	Civil Engineering	Exit Survey	1	Working
2017	MS	Civil Engineering	Exit Survey	1	Working
2018	MS	Civil Engineering	Survey Response	1	Working
2018	MS	Civil Engineering	Faculty	1	Working
2018	MS	Civil Engineering	Faculty	1	Working
2018	MS	Civil Engineering	Survey Response	1	Working
2018	BS	Communication Studies	Survey Response	1	Working
2018	BS	Communication Studies	Survey Response	1	Working
2017	BS	Communication Studies	CS Survey	1	Working
2019	BS	Communication Studies	FDS	1	Working
2019	BS	Communication Studies	FDS	1	Working
2018	BS	Communication Studies	Survey Response	1	Working
2017	BS	Communication Studies	Exit Survey	1	Working
2017	BS	Communication Studies	Exit Survey	1	Working
2017	BS	Communication Studies	Exit Survey	1	Working
2019	BS	Communication Studies	LinkedIn	1	Working
2019	BS	Communication Studies	LinkedIn	1	Working
2018	BS	Communication Studies	Survey Response	1	Working

2019	BS	Communication Studies	LinkedIn	1	Working
2018	BS	Communication Studies	Survey Response	2	Continuing Ed
2017	BS	Communication Studies	Exit Survey	2	Continuing Ed
2018	BS	Communication Studies	Survey Response	3	Seeking
2017	BS	Computer Engineering Tech	Exit Survey	1	Working
2018	BS	Computer Engineering Tech	Survey Response	1	Working
2017	BS	Computer Engineering Tech	Exit Survey	1	Working
2017	BS	Computer Engineering Tech	CS Survey	1	Working
2017	BS	Computer Engineering Tech	CS Survey	1	Working
2018	BS	Computer Engineering Tech	Survey Response	1	Working
2018	BS	Computer Engineering Tech	Faculty/Personal	1	Working
2017	BS	Computer Engineering Tech	Exit Survey	1	Working
2019	BS	Computer Engineering Tech	Faculty	1	Working
2019	BS	Computer Engineering Tech	Faculty	1	Working
2018	BS	Computer Engineering Tech	Survey Response	1	Working
2019	BS	Computer Engineering Tech	LinkedIn	1	Working
2019	BS	Computer Engineering Tech	LinkedIn	1	Working
2018	BS	Computer Engineering Tech	Survey Response	1	Working
2018	BS	Computer Engineering Tech	Survey Response	2	Continuing Ed
2019	BS	Computer Engineering Tech	Faculty	2	Continuing Ed
2017	BS	Dental Hygiene	CS Survey	1	Working
2019	BS	Dental Hygiene	FDS	1	Working
2019	BS	Dental Hygiene	FDS	1	Working
2017	BS	Dental Hygiene	Exit Survey	1	Working
2019	BS	Dental Hygiene	Email	1	Working
2019	BS	Dental Hygiene	FDS	1	Working
2017	BS	Dental Hygiene	Exit Survey	1	Working
2017	BS	Dental Hygiene	Exit Survey	1	Working
2019	BS	Dental Hygiene	Email	1	Working
2017	BS	Dental Hygiene	Exit Survey	1	Working
2017	BS	Dental Hygiene	CS Survey	1	Working
2017	BS	Dental Hygiene	Exit Survey	1	Working
2017	BS	Dental Hygiene	Exit Survey	1	Working
2017	BS	Dental Hygiene	CS Survey	1	Working
2017	BS	Dental Hygiene	Exit Survey	1	Working

2017	BS	Dental Hygiene	Exit Survey	1	Working
2017	BS	Dental Hygiene	CS Survey	1	Working
2019	BS	Dental Hygiene	Email	1	Working
2018	BS	Dental Hygiene	Survey Response	1	Working
2018	BS	Dental Hygiene	Survey by text	1	Working
2017	BS	Dental Hygiene	Exit Survey	1	Working
2018	BS	Dental Hygiene	Survey Response	1	Working
2019	BS	Dental Hygiene	Text	1	Working
2018	BS	Dental Hygiene	Faculty	1	Working
2018	BS	Dental Hygiene	Faculty	1	Working
2017	BS	Dental Hygiene	Exit Survey	1	Working
2018	BS	Dental Hygiene	Faculty	1	Working
2018	BS	Dental Hygiene	Faculty	1	Working
2017	BS	Dental Hygiene	CS Survey	1	Working
2017	BS	Dental Hygiene	Exit Survey	1	Working
2017	BS	Dental Hygiene	Exit Survey	1	Working
2019	BS	Dental Hygiene	Faculty	1	Working
2017	BS	Dental Hygiene	Exit Survey	1	Working
2018	BS	Dental Hygiene	Survey Response	1	Working
2017	BS	Dental Hygiene	CS Survey	1	Working
2017	BS	Dental Hygiene	Exit Survey	1	Working
2019	BS	Dental Hygiene	Email	1	Working
2019	BS	Dental Hygiene	LinkedIn	1	Working
2017	BS	Dental Hygiene	Exit Survey	1	Working
2017	BS	Dental Hygiene	Exit Survey	1	Working
2018	BS	Dental Hygiene	Survey Response	1	Working
2019	BS	Dental Hygiene	Faculty	1	Working
2019	BS	Dental Hygiene	Faculty	1	Working
2018	BS	Dental Hygiene	Survey Response	1	Working
2019	BS	Dental Hygiene	LinkedIn	1	Working
2018	BS	Dental Hygiene	Faculty	1	Working
2018	BS	Dental Hygiene	Survey Response	1	Working
2018	BS	Dental Hygiene	Survey Response	1	Working
2017	BS	Dental Hygiene	Exit Survey	1	Working
2018	BS	Dental Hygiene	Survey Response	1	Working
2018	BS	Dental Hygiene	Survey Response	1	Working
2017	BS	Dental Hygiene	CS Survey	1	Working

2019	BS	Dental Hygiene	LinkedIn	1	Working
2017	BS	Dental Hygiene	CS Survey	1	Working
2019	BS	Dental Hygiene	Faculty	1	Working
2017	BS	Dental Hygiene	CS Survey	1	Working
2019	BS	Dental Hygiene	Faculty	1	Working
2017	BS	Dental Hygiene	Exit Survey	1	Working
2019	BS	Dental Hygiene	FDS	1	Working
2019	BS	Dental Hygiene	Faculty	1	Working
2017	BS	Dental Hygiene	CS Survey	1	Working
2018	BS	Dental Hygiene	Survey Response	1	Working
2019	BS	Dental Hygiene	FDS	1	Working
2017	BS	Dental Hygiene	CS Survey	1	Working
2018	BS	Dental Hygiene	Survey Response	1	Working
2018	BS	Dental Hygiene	Survey Response	1	Working
2017	BS	Dental Hygiene	Exit Survey	1	Working
2018	BS	Dental Hygiene	Survey Response	1	Working
2018	BS	Dental Hygiene	Survey Response	1	Working
2018	BS	Dental Hygiene	Survey Response	1	Working
2017	BS	Dental Hygiene	Exit Survey	1	Working
2017	BS	Dental Hygiene	Exit Survey	1	Working
2019	BS	Dental Hygiene	Faculty	1	Working
2017	BS	Dental Hygiene	Exit Survey	1	Working
2018	BS	Dental Hygiene	Survey Response	1	Working
2019	BS	Dental Hygiene	Faculty	1	Working
2017	BS	Dental Hygiene	CS Survey	1	Working
2017	BS	Dental Hygiene	CS Survey	1	Working
2017	BS	Dental Hygiene	Exit Survey	1	Working
2017	BS	Dental Hygiene	CS Survey	1	Working
2018	BS	Dental Hygiene	Survey Response	1	Working
2019	BS	Dental Hygiene	Faculty	1	Working
2019	BS	Dental Hygiene	Faculty	1	Working
2019	BS	Dental Hygiene	Faculty	1	Working
2018	BS	Dental Hygiene	Survey Response	1	Working
2018	BS	Dental Hygiene	Survey Response	1	Working
2019	BS	Dental Hygiene	LinkedIn	1	Working
2017	BS	Dental Hygiene	Exit Survey	1	Working
2018	BS	Dental Hygiene	Survey Response	1	Working

2019	BS	Dental Hygiene	FDS	1	Working
2018	BS	Dental Hygiene	Survey Response	1	Working
2017	BS	Dental Hygiene	Exit Survey	2	Continuing Ed
2017	BS	Dental Hygiene	Exit Survey	2	Continuing Ed
2018	BS	Dental Hygiene	Survey Response	2	Continuing Ed
2018	BS	Dental Hygiene	Survey Response	2	Continuing Ed
2018	BS	Dental Hygiene	Survey by text	2	Continuing Ed
2019	BS	Dental Hygiene	FDS	2	Continuing Ed
2017	BS	Dental Hygiene	Exit Survey	2	Continuing Ed
2019	BS	Dental Hygiene	FDS	3	Seeking
2018	BS	Dental Hygiene	Survey Response	3	Seeking
2018	BS	Dental Hygiene	Survey Response	3	Seeking
2018	BS	Dental Hygiene	Survey Response	3	Seeking
2019	BS	Dental Hygiene	FDS	3	Seeking
2018	BS	Dental Hygiene	Survey Response	3	Seeking
2019	BS	Dental Hygiene	FDS	3	Seeking
2018	BS	Dental Hygiene	Faculty	4	Not Seeking
2017	BS	Diagnostic Medical Sonography	CS Survey	1	Working
2019	BS	Diagnostic Medical Sonography	Email	1	Working
2019	BS	Diagnostic Medical Sonography	FDS	1	Working
2019	BS	Diagnostic Medical Sonography	Email	1	Working
2017	BS	Diagnostic Medical Sonography	Exit Survey	1	Working
2017	BS	Diagnostic Medical Sonography	Exit Survey	1	Working
2019	BS	Diagnostic Medical Sonography	FDS	1	Working
2017	BS	Diagnostic Medical Sonography	Exit Survey	1	Working
2017	BS	Diagnostic Medical Sonography	Exit Survey	1	Working
2019	BS	Diagnostic Medical Sonography	FDS	1	Working
2017	BS	Diagnostic Medical Sonography	Exit Survey	1	Working
2017	BS	Diagnostic Medical Sonography	Exit Survey	1	Working
2018	BS	Diagnostic Medical Sonography	Survey Response	1	Working
2017	BS	Diagnostic Medical Sonography	Exit Survey	1	Working
2019	BS	Diagnostic Medical Sonography	FDS	1	Working
2017	BS	Diagnostic Medical Sonography	Exit Survey	1	Working
2017	BS	Diagnostic Medical Sonography	Exit Survey	1	Working
2017	BS	Diagnostic Medical Sonography	Exit Survey	1	Working
2019	BS	Diagnostic Medical Sonography	FDS	1	Working
2017	BS	Diagnostic Medical Sonography	Exit Survey	1	Working

2017	BS	Diagnostic Medical Sonography	Exit Survey	1	Working
2017	BS	Diagnostic Medical Sonography	Exit Survey	1	Working
2018	BS	Diagnostic Medical Sonography	Survey Response	1	Working
2018	BS	Diagnostic Medical Sonography	Survey Response	1	Working
2017	BS	Diagnostic Medical Sonography	CS Survey	1	Working
2019	BS	Diagnostic Medical Sonography	Faculty	1	Working
2018	BS	Diagnostic Medical Sonography	Survey Response	1	Working
2017	BS	Diagnostic Medical Sonography	CS Survey	1	Working
2018	BS	Diagnostic Medical Sonography	Survey by text	1	Working
2019	BS	Diagnostic Medical Sonography	Faculty	1	Working
2019	BS	Diagnostic Medical Sonography	Faculty	1	Working
2019	BS	Diagnostic Medical Sonography	Email	1	Working
2019	BS	Diagnostic Medical Sonography	Faculty	1	Working
2019	BS	Diagnostic Medical Sonography	Faculty	1	Working
2019	BS	Diagnostic Medical Sonography	Faculty	1	Working
2019	BS	Diagnostic Medical Sonography	Faculty	1	Working
2018	BS	Diagnostic Medical Sonography	Survey Response	1	Working
2019	BS	Diagnostic Medical Sonography	Faculty	1	Working
2019	BS	Diagnostic Medical Sonography	Text	1	Working
2019	BS	Diagnostic Medical Sonography	Faculty	1	Working
2019	BS	Diagnostic Medical Sonography	Faculty	1	Working
2019	BS	Diagnostic Medical Sonography	Email	1	Working
2018	BS	Diagnostic Medical Sonography	Survey Response	1	Working
2018	BS	Diagnostic Medical Sonography	Survey Response	1	Working
2018	BS	Diagnostic Medical Sonography	Survey Response	1	Working
2017	BS	Diagnostic Medical Sonography	Exit Survey	1	Working
2017	BS	Diagnostic Medical Sonography	Exit Survey	1	Working
2018	BS	Diagnostic Medical Sonography	Survey Response	1	Working
2017	BS	Diagnostic Medical Sonography	Exit Survey	1	Working
2019	BS	Diagnostic Medical Sonography	FDS	1	Working
2018	BS	Diagnostic Medical Sonography	Survey Response	1	Working
2017	BS	Diagnostic Medical Sonography	Exit Survey	1	Working
2018	BS	Diagnostic Medical Sonography	Survey Response	1	Working
2018	BS	Diagnostic Medical Sonography	Survey Response	1	Working
2018	BS	Diagnostic Medical Sonography	Survey Response	1	Working
2018	BS	Diagnostic Medical Sonography	Survey Response	1	Working
2017	BS	Diagnostic Medical Sonography	Exit Survey	1	Working
2018	BS	Diagnostic Medical Sonography	Survey Response	1	Working

2017	BS	Diagnostic Medical Sonography	Exit Survey	1	Working
2017	BS	Diagnostic Medical Sonography	Exit Survey	1	Working
2017	BS	Diagnostic Medical Sonography	Exit Survey	1	Working
2017	BS	Diagnostic Medical Sonography	Exit Survey	1	Working
2018	BS	Diagnostic Medical Sonography	Survey Response	1	Working
2017	BS	Diagnostic Medical Sonography	Exit Survey	1	Working
2017	BS	Diagnostic Medical Sonography	Exit Survey	1	Working
2018	BS	Diagnostic Medical Sonography	Survey Response	1	Working
2017	BS	Diagnostic Medical Sonography	Exit Survey	1	Working
2019	BS	Diagnostic Medical Sonography	FDS	3	Seeking
2018	BS	Diagnostic Medical Sonography	Survey Response	3	Seeking
2018	BS	Echocardiography	Survey Response	1	Working
2019	BS	Echocardiography	FDS	1	Working
2018	BS	Echocardiography	Survey Response	1	Working
2018	BS	Echocardiography	Survey Response	1	Working
2019	BS	Echocardiography	FDS	1	Working
2017	BS	Echocardiography	Exit Survey	1	Working
2017	BS	Echocardiography	Exit Survey	1	Working
2018	BS	Echocardiography	Survey Response	1	Working
2019	BS	Echocardiography	FDS	1	Working
2017	BS	Echocardiography	Exit Survey	1	Working
2019	BS	Echocardiography	FDS	1	Working
2019	BS	Echocardiography	Email	1	Working
2019	BS	Echocardiography	FDS	1	Working
2017	BS	Echocardiography	Exit Survey	1	Working
2017	BS	Echocardiography	Exit Survey	1	Working
2017	BS	Echocardiography	Exit Survey	1	Working
2017	BS	Echocardiography	Exit Survey	1	Working
2018	BS	Echocardiography	Survey Response	1	Working
2019	BS	Echocardiography	FDS	1	Working
2017	BS	Echocardiography	Exit Survey	1	Working
2019	BS	Echocardiography	FDS	1	Working
2019	BS	Echocardiography	FDS	1	Working
2017	BS	Echocardiography	Exit Survey	1	Working
2017	BS	Echocardiography	Exit Survey	1	Working
2019	BS	Echocardiography	FDS	1	Working

2017	BS	Echocardiography	Exit Survey	1	Working
2017	BS	Echocardiography	Exit Survey	1	Working
2019	BS	Echocardiography	FDS	1	Working
2019	BS	Echocardiography	FDS	1	Working
2017	BS	Echocardiography	CS Survey	1	Working
2017	BS	Echocardiography	CS Survey	1	Working
2018	BS	Echocardiography	Survey Response	1	Working
2017	BS	Echocardiography	Exit Survey	1	Working
2019	BS	Echocardiography	Email	1	Working
2018	BS	Echocardiography	Survey Response	1	Working
2018	BS	Echocardiography	Survey Response	1	Working
2018	BS	Echocardiography	Survey Response	1	Working
2017	BS	Echocardiography	Exit Survey	1	Working
2018	BS	Echocardiography	Survey Response	1	Working
2019	BS	Echocardiography	LinkedIn	1	Working
2017	BS	Echocardiography	Exit Survey	1	Working
2018	BS	Echocardiography	Survey Response	1	Working
2018	BS	Echocardiography	Survey Response	1	Working
2018	BS	Echocardiography	Survey Response	1	Working
2018	BS	Echocardiography	Survey Response	1	Working
2018	BS	Echocardiography	Survey Response	1	Working
2018	BS	Echocardiography	Survey Response	1	Working
2017	BS	Echocardiography	Exit Survey	1	Working
2018	BS	Echocardiography	Survey Response	1	Working
2017	BS	Echocardiography	Exit Survey	1	Working
2017	BS	Echocardiography	Exit Survey	1	Working
2017	BS	Echocardiography	CS Survey	1	Working
2018	BS	Echocardiography	Survey Response	1	Working
2018	BS	Echocardiography	Survey Response	1	Working
2019	BS	Echocardiography	FDS	1	Working
2019	BS	Echocardiography	LinkedIn	1	Working
2019	BS	Echocardiography	LinkedIn	1	Working
2019	BS	Echocardiography	LinkedIn	1	Working
2017	BS	Echocardiography	Exit Survey	1	Working
2018	BS	Echocardiography	Survey Response	1	Working
2017	BS	Echocardiography	CS Survey	2	Continuing Ed
2017	BS	Echocardiography	Exit Survey	2	Continuing Ed

2019	BS	Electrical Engineering	FDS	1	Working
2017	BS	Electrical Engineering	Exit Survey	1	Working
2019	BS	Electrical Engineering	FDS	1	Working
2017	BS	Electrical Engineering	Exit Survey	1	Working
2017	BS	Electrical Engineering	Exit Survey	1	Working
2018	BS	Electrical Engineering	Survey Response	1	Working
2019	BS	Electrical Engineering	FDS	1	Working
2018	MS	Electrical Engineering	Survey Response	1	Working
2017	BS	Electrical Engineering	CS Survey	1	Working
2019	BS	Electrical Engineering	FDS	1	Working
2018	BS	Electrical Engineering	Survey Response	1	Working
2019	BS	Electrical Engineering	FDS	1	Working
2018	BS	Electrical Engineering	Survey Response	1	Working
2019	BS	Electrical Engineering	FDS	1	Working
2019	BS	Electrical Engineering	FDS	1	Working
2019	BS	Electrical Engineering	FDS	1	Working
2019	BS	Electrical Engineering	Email	1	Working
2018	BS	Electrical Engineering	Survey Response	1	Working
2018	BS	Electrical Engineering	Survey Response	1	Working
2018	BS	Electrical Engineering	Survey Response	1	Working
2017	BS	Electrical Engineering	CS Survey	1	Working
2018	BS	Electrical Engineering	Survey Response	1	Working
2017	BS	Electrical Engineering	CS Survey	1	Working
2018	BS	Electrical Engineering	Survey Response	1	Working
2019	BS	Electrical Engineering	FDS	1	Working
2019	BS	Electrical Engineering	FDS	1	Working
2019	BS	Electrical Engineering	FDS	1	Working
2018	BS	Electrical Engineering	Survey Response	1	Working
2017	BS	Electrical Engineering	Exit Survey	1	Working
2018	BS	Electrical Engineering	Survey Response	1	Working
2018	BS	Electrical Engineering	Survey Response	1	Working
2017	BS	Electrical Engineering	CS Survey	1	Working
2017	BS	Electrical Engineering	Exit Survey	1	Working
2019	BS	Electrical Engineering	FDS	1	Working
2019	BS	Electrical Engineering	Iona	1	Working
2019	BS	Electrical Engineering	FDS	1	Working
2018	BS	Electrical Engineering	Survey Response	1	Working

2018	BS	Electrical Engineering	Survey Response	1	Working
2018	BS	Electrical Engineering	Survey Response	1	Working
2017	BS	Electrical Engineering	Exit Survey	1	Working
2017	BS	Electrical Engineering	CS Survey	1	Working
2018	BS	Electrical Engineering	Survey Response	1	Working
2017	BS	Electrical Engineering	Exit Survey	1	Working
2018	BS	Electrical Engineering	LinkedIn	1	Working
2018	BS	Electrical Engineering	Survey Response	1	Working
2019	BS	Electrical Engineering	Faculty	1	Working
2018	BS	Electrical Engineering	Survey Response	1	Working
2018	BS	Electrical Engineering	LinkedIn	1	Working
2019	BS	Electrical Engineering	LinkedIn	1	Working
2017	BS	Electrical Engineering	Exit Survey	1	Working
2018	BS	Electrical Engineering	Faculty	1	Working
2018	BS	Electrical Engineering	LinkedIn	1	Working
2019	BS	Electrical Engineering	FDS	1	Working
2017	BS	Electrical Engineering	Exit Survey	1	Working
2019	BS	Electrical Engineering	LinkedIn	1	Working
2017	BS	Electrical Engineering	Employer	1	Working
2018	BS	Electrical Engineering	Survey Response	1	Working
2018	BS	Electrical Engineering	Faculty	1	Working
2019	BS	Electrical Engineering	Email	1	Working
2018	BS	Electrical Engineering	Survey Response	1	Working
2018	BS	Electrical Engineering	Survey Response	1	Working
2019	BS	Electrical Engineering	LinkedIn	1	Working
2019	BS	Electrical Engineering	LinkedIn	1	Working
2019	BS	Electrical Engineering	LinkedIn	1	Working
2017	BS	Electrical Engineering	LinkedIn	1	Working
2019	BS	Electrical Engineering	LinkedIn	1	Working
2019	BS	Electrical Engineering	LinkedIn	1	Working
2019	BS	Electrical Engineering	FDS	1	Working
2017	BS	Electrical Engineering	CS Survey	1	Working
2018	BS	Electrical Engineering	Survey Response	1	Working
2017	BS	Electrical Engineering	Exit Survey	1	Working
2019	BS	Electrical Engineering	LinkedIn	1	Working
2019	BS	Electrical Engineering	FDS	1	Working
2017	BS	Electrical Engineering	Exit Survey	1	Working

2017	BS	Electrical Engineering	CS Survey	1	Working
2018	BS	Electrical Engineering	LinkedIn	1	Working
2019	BS	Electrical Engineering	Faculty	1	Working
2018	BS	Electrical Engineering	Survey Response	1	Working
2017	BS	Electrical Engineering	LinkedIn	1	Working
2018	BS	Electrical Engineering	Survey Response	1	Working
2017	BS	Electrical Engineering	LinkedIn	1	Working
2018	BS	Electrical Engineering	LinkedIn	1	Working
2019	BS	Electrical Engineering	FDS	1	Working
2019	BS	Electrical Engineering	LinkedIn	1	Working
2017	BS	Electrical Engineering	CS Survey	1	Working
2018	BS	Electrical Engineering	Survey Response	2	Continuing Ed
2017	BS	Electrical Engineering	Faculty	2	Continuing Ed
2018	BS	Electrical Engineering	LinkedIn	2	Continuing Ed
2017	BS	Electrical Engineering	CS Survey	2	Continuing Ed
2017	BS	Electrical Engineering	Exit Survey	2	Continuing Ed
2018	BS	Electrical Engineering	Survey Response	3	Seeking
2019	BS	Electrical Engineering	Personal Knowledge	3	Seeking
2019	BS	Electrical Engineering	FDS	3	Seeking
2019	BS	Electrical Engineering	FDS	3	Seeking
2019	BS	Electrical Engineering	Personal Knowledge	3	Seeking
2019	BS	Electrical Engineering	FDS	3	Seeking
2018	BS	Electronics Engineering Tech	Survey Response	1	Working
2017	BS	Electronics Engineering Tech	Exit Survey	1	Working
2017	BS	Electronics Engineering Tech	Exit Survey	1	Working
2018	BS	Electronics Engineering Tech	Survey Response	1	Working
2018	BS	Electronics Engineering Tech	LinkedIn	1	Working
2018	BS	Electronics Engineering Tech	Survey Response	1	Working
2018	BS	Electronics Engineering Tech	Survey Response	1	Working
2019	BS	Electronics Engineering Tech	LinkedIn	1	Working
2018	BS	Electronics Engineering Tech	LinkedIn	1	Working
2017	BS	Electronics Engineering Tech	Exit Survey	1	Working
2018	BS	Embedded Systems Eng Tech	Survey Response	1	Working
2019	BS	Embedded Systems Eng Tech	FDS	1	Working
2019	BS	Embedded Systems Eng Tech	FDS	1	Working

2019	AAS	EMT - Paramedic	Faculty	1	Working
2019	AAS	EMT - Paramedic	Faculty	1	Working
2017	AAS	EMT - Paramedic	Faculty	1	Working
2019	AAS	EMT - Paramedic	Faculty	1	Working
2019	AAS	EMT - Paramedic	Faculty	1	Working
2017	AAS	EMT - Paramedic	CS Survey	1	Working
2019	AAS	EMT - Paramedic	Faculty	1	Working
2019	AAS	EMT - Paramedic	FDS	1	Working
2019	AAS	EMT - Paramedic	Faculty	1	Working
2018	AAS	EMT - Paramedic	Faculty	1	Working
2019	AAS	EMT - Paramedic	Faculty	1	Working
2019	AAS	EMT - Paramedic	Faculty	1	Working
2019	AAS	EMT - Paramedic	FDS	2	Continuing Ed
2019	AAS	EMT - Paramedic	FDS	2	Continuing Ed
2017	AAS	EMT - Paramedic	CS Survey	2	Continuing Ed
2019	AAS	EMT - Paramedic	FDS	2	Continuing Ed
2019	BS	Environmental Sciences	FDS	1	Working
2019	BS	Environmental Sciences	Email	1	Working
2019	BS	Environmental Sciences	FDS	1	Working
2019	BS	Environmental Sciences	Email	1	Working
2019	BS	Environmental Sciences	FDS	1	Working
2019	BS	Environmental Sciences	FDS	1	Working
2019	BS	Environmental Sciences	FDS	1	Working
2018	BS	Environmental Sciences	Survey Response	1	Working
2017	BS	Environmental Sciences	Exit Survey	1	Working
2017	BS	Environmental Sciences	Exit Survey	1	Working
2018	BS	Environmental Sciences	Survey Response	1	Working
2018	BS	Environmental Sciences	Survey Response	1	Working
2018	BS	Environmental Sciences	Survey Response	1	Working
2018	BS	Environmental Sciences	Survey Response	1	Working
2017	BS	Environmental Sciences	CS Survey	1	Working
2018	BS	Environmental Sciences	Survey Response	1	Working
2017	BS	Geomatics-option in GIS	CS Survey	1	Working
2018	BS	Geomatics-option in GIS	Survey Response	1	Working
2017	BS	Geomatics-option in GIS	Faculty	1	Working

2019	BS	Geomatics-option in Surveying	FDS	1	Working
2018	BS	Geomatics-option in Surveying	Survey Response	1	Working
2019	BS	Geomatics-option in Surveying	Email	1	Working
2019	BS	Geomatics-option in Surveying	FDS	1	Working
2017	BS	Geomatics-option in Surveying	Exit Survey	1	Working
2017	BS	Geomatics-option in Surveying	Exit Survey	1	Working
2019	BS	Geomatics-option in Surveying	FDS	1	Working
2017	BS	Geomatics-option in Surveying	GradFair	1	Working
2018	BS	Geomatics-option in Surveying	Survey Response	1	Working
2018	BS	Geomatics-option in Surveying	Survey Response	1	Working
2018	BS	Geomatics-option in Surveying	Survey Response	1	Working
2019	BS	Geomatics-option in Surveying	FDS	1	Working
2017	BS	Geomatics-option in Surveying	Exit Survey	1	Working
2018	BS	Geomatics-option in Surveying	Survey Response	1	Working
2018	BS	Geomatics-option in Surveying	Survey Response	1	Working
2019	BS	Geomatics-option in Surveying	Faculty	1	Working
2017	BS	Health Care Mgmt-Admin Mgmt	CS Survey	1	Working
2017	BS	Health Care Mgmt-Admin Mgmt	CS Survey	1	Working
2018	BS	Health Care Mgmt-Admin Mgmt	Survey by text	1	Working
2017	BS	Health Care Mgmt-Admin Mgmt	Exit Survey	1	Working
2018	BS	Health Care Mgmt-Admin Mgmt	Survey Response	1	Working
2017	BS	Health Care Mgmt-Admin Mgmt	Exit Survey	1	Working
2019	BS	Health Care Mgmt-Admin Mgmt	LinkedIn	1	Working
2017	BS	Health Care Mgmt-Admin Mgmt	CS Survey	1	Working
2018	BS	Health Care Mgmt-Admin Mgmt	Survey Response	1	Working
2019	BS	Health Care Mgmt-Admin Mgmt	FDS	3	Seeking
2018	BS	Health Care Mgmt-Admin Mgmt	Survey Response	3	Seeking
2018	BS	Health Care Mgmt-Admin Mgmt	Survey Response	3	Seeking
2018	BS	Health Care Mgmt-Clinical Mgmt	Survey Response	1	Working
2019	BS	Health Care Mgmt-Clinical Mgmt	FDS	1	Working
2019	BS	Health Care Mgmt-Clinical Mgmt	FDS	1	Working
2018	BS	Health Care Mgmt-Clinical Mgmt	Survey Response	1	Working
2018	BS	Health Care Mgmt-Rad Science	Survey Response	1	Working

2018	BS	Health Care Mgmt-Rad Science	Survey Response	1	Working
2019	BS	Health Informatics	Text	1	Working
2018	BS	Health Informatics	Survey Response	1	Working
2018	BS	Health Informatics	Survey Response/LI for details	1	Working
2019	BS	Health Informatics	FDS	1	Working
2019	BS	Health Informatics	Faculty	1	Working
2017	BS	*IT Health Informatics Opt	CS Survey	1	Working
2019	BS	Health Informatics	FDS	1	Working
2018	BS	Health Informatics	Survey Response/LI for details	1	Working
2017	BS	*IT Health Informatics Opt	Exit Survey	1	Working
2019	BS	*IT Health Informatics Opt	FDS	1	Working
2018	BS	Health Informatics	Faculty	1	Working
2019	BS	Health Informatics	LinkedIn	1	Working
2019	BS	Health Informatics	LinkedIn	1	Working
2019	BS	Health Informatics	LinkedIn	1	Working
2017	BS	Health Informatics	Exit Survey	1	Working
2019	BS	Health Informatics	LinkedIn	3	Seeking
2019	BS	*IT Health Informatics Opt	LinkedIn	1	Working
2017	BS	*IT Health Informatics Opt	CS Survey	1	Working
2017	BS	*IT Health Informatics Opt	LinkedIn	1	Working
2018	BS	*IT Health Informatics Opt	Survey Response	1	Working
2017	BS	*IT Health Informatics Opt	Exit Survey	1	Working
2018	BS	*IT Applications Dev Opt	Survey Response	1	Working
2017	BS	*IT Applications Dev Opt	CS Survey	1	Working
2017	BS	*IT Applications Dev Opt	CS Survey	1	Working
2019	BS	Information Technology	FDS	1	Working
2019	BS	Information Technology	FDS	1	Working
2017	BS	*IT Bus/Systems Analysis Opt	Exit Survey	1	Working
2019	BS	Information Technology	FDS	1	Working
2018	BS	*IT Bus/Systems Analysis Opt	Survey Response	1	Working
2019	BS	*IT Applications Dev Opt	Email	1	Working
2019	BS	*IT Bus/Systems Analysis Opt	FDS	1	Working
2017	BS	*IT Applications Dev Opt	Exit Survey	1	Working
2019	BS	Information Technology	FDS	1	Working
2019	BS	Information Technology	FDS	1	Working

2017	BS	*IT Bus/Systems Analysis Opt	CS Survey	1	Working
2019	BS	Information Technology	FDS	1	Working
2019	BS	*IT Bus/Systems Analysis Opt	FDS	1	Working
2019	BS	Information Technology	FDS	1	Working
2019	BS	*IT Applications Dev Opt	LinkedIn	1	Working
2017	BS	*IT Applications Dev Opt	LinkedIn	1	Working
2017	BS	*IT Applications Dev Opt	LinkedIn	1	Working
2018	BS	*IT Applications Dev Opt	Survey Response	1	Working
2019	BS	*IT Applications Dev Opt	FDS	1	Working
2019	BS	*IT Applications Dev Opt	LinkedIn	1	Working
2017	BS	*IT Applications Dev Opt	CS Survey	1	Working
2018	BS	*IT Applications Dev Opt	Survey Response	3	Seeking
2018	BS	*IT Applications Dev Opt	Survey by text	3	Seeking
2017	BS	*IT Bus/Systems Analysis Opt	Exit Survey	1	Working
2017	BS	*IT Bus/Systems Analysis Opt	CS Survey	1	Working
2018	BS	*IT Bus/Systems Analysis Opt	LinkedIn	1	Working
2018	BS	*IT Bus/Systems Analysis Opt	LinkedIn	1	Working
2017	BS	*IT Bus/Systems Analysis Opt	LinkedIn	1	Working
2018	BS	*IT Bus/Systems Analysis Opt	Survey Response	1	Working
2019	BS	*IT Bus/Systems Analysis Opt	LinkedIn	1	Working
2017	BS	*IT Bus/Systems Analysis Opt	LinkedIn	1	Working
2019	BS	Information Technology	LinkedIn	1	Working
2018	BS	Information Technology	Survey Response	1	Working
2018	BS	Information Technology	Survey Response	1	Working
2019	BS	Information Technology	LinkedIn	1	Working
2017	BS	Information Technology	Exit Survey	1	Working
2019	BS	Information Technology	LinkedIn	1	Working
2017	BS	Information Technology	Linkedin msg	1	Working
2018	BS	Information Technology	LinkedIn	1	Working
2018	BS	Information Technology	LinkedIn	1	Working
2019	BS	Information Technology	FDS	1	Working
2018	BS	Information Technology	Survey Response	1	Working
2019	BS	Information Technology	FDS	1	Working
2018	BS	Information Technology	LinkedIn	1	Working
2019	BS	Information Technology	LinkedIn	1	Working
2019	BS	Information Technology	LinkedIn	1	Working
2019	BS	Information Technology	LinkedIn	1	Working

2019	BS	Information Technology	Email	1	Working
2018	BS	Information Technology	Survey Response	3	Seeking
2019	BS	Information Technology	FDS	3	Seeking
2017	BS	Manufacturing Engineering Tech	CS Survey	1	Working
2019	BS	Manufacturing Engineering Tech	Email	1	Working
2017	BS	Manufacturing Engineering Tech	CS Survey	1	Working
2019	BS	Manufacturing Engineering Tech	FDS	1	Working
2019	BS	Manufacturing Engineering Tech	FDS	1	Working
2017	BS	Manufacturing Engineering Tech	Exit Survey	1	Working
2017	BS	Manufacturing Engineering Tech	Exit Survey	1	Working
2019	BS	Manufacturing Engineering Tech	FDS	1	Working
2017	BS	Manufacturing Engineering Tech	CS Survey	1	Working
2019	BS	Manufacturing Engineering Tech	FDS	1	Working
2017	BS	Manufacturing Engineering Tech	Exit Survey	1	Working
2019	BS	Manufacturing Engineering Tech	FDS	1	Working
2017	BS	Manufacturing Engineering Tech	CS Survey	1	Working
2017	BS	Manufacturing Engineering Tech	Exit Survey	1	Working
2018	BS	Manufacturing Engineering Tech		1	Working
2018	BS	Manufacturing Engineering Tech	Personal Knowledge	1	Working
2018	BS	Manufacturing Engineering Tech		1	Working
2018	BS	Manufacturing Engineering Tech		1	Working
2018	BS	Manufacturing Engineering Tech	Survey Response	1	Working
2017	BS	Manufacturing Engineering Tech	Exit Survey	1	Working
2017	BS	Manufacturing Engineering Tech	Article	1	Working
2017	BS	Manufacturing Engineering Tech	Exit Survey	1	Working
2017	BS	Manufacturing Engineering Tech	LinkedIn	1	Working
2017	BS	Manufacturing Engineering Tech	Exit Survey	1	Working
2017	BS	Manufacturing Engineering Tech	LinkedIn msg	3	Seeking
2019	BS	Manufacturing Engineering Tech	FDS	3	Seeking
2018	MS	Manufacturing Engineering Tech	Survey Response	1	Working
2018	MS	Manufacturing Engineering Tech		1	Working
2019	MS	Manufacturing Engineering Tech	LinkedIn	1	Working
2019	MS	Manufacturing Engineering Tech	Faculty	1	Working
2019	MS	Manufacturing Engineering Tech		1	Working
2018	MS	Manufacturing Engineering Tech		1	Working

2019	MS	Manufacturing Engineering Tech	LinkedIn	1	Working
2019	MS	Manufacturing Engineering Tech	LinkedIn	1	Working
2019	MS	Marriage and Family Therapy	FDS	1	Working
2019	MS	Marriage and Family Therapy	FDS	1	Working
2019	MS	Marriage and Family Therapy	Faculty	1	Working
2019	MS	Marriage and Family Therapy	FDS	1	Working
2018	BS	Mechanical Engineering	Survey Response	1	Working
2017	BS	Mechanical Engineering	CS Survey	1	Working
2019	BS	Mechanical Engineering	FDS	1	Working
2017	BS	Mechanical Engineering	CS Survey	1	Working
2018	BS	Mechanical Engineering	Survey Response	1	Working
2019	BS	Mechanical Engineering	FDS	1	Working
2019	BS	Mechanical Engineering	FDS	1	Working
2018	BS	Mechanical Engineering	Survey Response	1	Working
2019	BS	Mechanical Engineering	FDS	1	Working
2017	BS	Mechanical Engineering	CS Survey	1	Working
2019	BS	Mechanical Engineering	FDS	1	Working
2019	BS	Mechanical Engineering	FDS	1	Working
2019	BS	Mechanical Engineering	FDS	1	Working
2017	BS	Mechanical Engineering	CS Survey	1	Working
2017	BS	Mechanical Engineering	CS Survey	1	Working
2018	BS	Mechanical Engineering	Survey Response	1	Working
2018	BS	Mechanical Engineering	Survey Response	1	Working
2019	BS	Mechanical Engineering	FDS	1	Working
2019	BS	Mechanical Engineering	FDS	1	Working
2019	BS	Mechanical Engineering	FDS	1	Working
2019	BS	Mechanical Engineering	FDS	1	Working
2019	BS	Mechanical Engineering	FDS	1	Working
2017	BS	Mechanical Engineering	CS Survey	1	Working
2018	BS	Mechanical Engineering	Survey Response	1	Working
2017	BS	Mechanical Engineering	Exit Survey	1	Working
2019	BS	Mechanical Engineering	FDS	1	Working
2017	BS	Mechanical Engineering	Exit Survey	1	Working
2019	BS	Mechanical Engineering	FDS	1	Working
2018	BS	Mechanical Engineering	LinkedIn	1	Working

2017	BS	Mechanical Engineering	Exit Survey	1	Working
2017	BS	Mechanical Engineering	CS Survey	1	Working
2019	BS	Mechanical Engineering	FDS	1	Working
2019	BS	Mechanical Engineering	FDS	1	Working
2019	BS	Mechanical Engineering	FDS	1	Working
2017	BS	Mechanical Engineering	Exit Survey	1	Working
2019	BS	Mechanical Engineering	FDS	1	Working
2017	BS	Mechanical Engineering	Exit Survey	1	Working
2019	BS	Mechanical Engineering	FDS	1	Working
2017	BS	Mechanical Engineering	Exit Survey	1	Working
2018	BS	Mechanical Engineering	Survey Response	1	Working
2018	BS	Mechanical Engineering	Survey Response	1	Working
2017	BS	Mechanical Engineering	CS Survey	1	Working
2019	BS	Mechanical Engineering	FDS	1	Working
2019	BS	Mechanical Engineering	FDS	1	Working
2017	BS	Mechanical Engineering	Exit Survey	1	Working
2018	BS	Mechanical Engineering	Survey Response	1	Working
2017	BS	Mechanical Engineering	Exit Survey	1	Working
2019	BS	Mechanical Engineering	FDS	1	Working
2019	BS	Mechanical Engineering	FDS	1	Working
2017	BS	Mechanical Engineering	CS Survey	1	Working
2017	BS	Mechanical Engineering	Exit Survey	1	Working
2017	BS	Mechanical Engineering	Exit Survey	1	Working
2019	BS	Mechanical Engineering	FDS	1	Working
2019	BS	Mechanical Engineering	FDS	1	Working
2017	BS	Mechanical Engineering	Exit Survey	1	Working
2017	BS	Mechanical Engineering	Exit Survey	1	Working
2018	BS	Mechanical Engineering	Survey Response	1	Working
2019	BS	Mechanical Engineering	Text	1	Working
2019	BS	Mechanical Engineering	Text	1	Working
2019	BS	Mechanical Engineering	Text	1	Working
2018	BS	Mechanical Engineering	Survey Response	1	Working
2018	BS	Mechanical Engineering	Survey Response	1	Working
2019	BS	Mechanical Engineering	Text	1	Working
2018	BS	Mechanical Engineering	Survey Response	1	Working
2018	BS	Mechanical Engineering	Survey Response	1	Working
2019	BS	Mechanical Engineering	LinkedIn	1	Working

2018	BS	Mechanical Engineering	LinkedIn	1	Working
2018	BS	Mechanical Engineering	LinkedIn	1	Working
2019	BS	Mechanical Engineering	Text	1	Working
2018	BS	Mechanical Engineering	LinkedIn	1	Working
2019	BS	Mechanical Engineering	LinkedIn	1	Working
2018	BS	Mechanical Engineering	LinkedIn	1	Working
2018	BS	Mechanical Engineering	Survey Response	1	Working
2018	BS	Mechanical Engineering	LinkedIn	1	Working
2018	BS	Mechanical Engineering	Survey Response	1	Working
2017	BS	Mechanical Engineering	CS Survey	1	Working
2017	BS	Mechanical Engineering	LinkedIn	1	Working
2019	BS	Mechanical Engineering	LinkedIn	1	Working
2019	BS	Mechanical Engineering	LinkedIn	1	Working
2018	BS	Mechanical Engineering	LinkedIn	1	Working
2017	BS	Mechanical Engineering	Exit Survey	1	Working
2018	BS	Mechanical Engineering	Personal Knowledge	1	Working
2019	BS	Mechanical Engineering	LinkedIn	1	Working
2018	BS	Mechanical Engineering	LinkedIn	1	Working
2019	BS	Mechanical Engineering		1	Working
2018	BS	Mechanical Engineering	LinkedIn	1	Working
2017	BS	Mechanical Engineering	CS Survey	1	Working
2017	BS	Mechanical Engineering	LinkedIn	1	Working
2018	BS	Mechanical Engineering	LinkedIn	1	Working
2018	BS	Mechanical Engineering	Survey Response	1	Working
2019	BS	Mechanical Engineering	LinkedIn	1	Working
2018	BS	Mechanical Engineering	Survey Response	1	Working
2018	BS	Mechanical Engineering	Survey by text	1	Working
2019	BS	Mechanical Engineering	LinkedIn	1	Working
2018	BS	Mechanical Engineering	LinkedIn	1	Working
2017	BS	Mechanical Engineering	GradFair	1	Working
2019	BS	Mechanical Engineering	LinkedIn	1	Working
2018	BS	Mechanical Engineering		1	Working
2018	BS	Mechanical Engineering	LinkedIn	1	Working
2018	BS	Mechanical Engineering	LinkedIn	1	Working
2018	BS	Mechanical Engineering	Survey Response	1	Working
2017	BS	Mechanical Engineering	Exit Survey	1	Working
2019	BS	Mechanical Engineering	FDS	1	Working

2018	BS	Mechanical Engineering	LinkedIn	1	Working
2017	BS	Mechanical Engineering	CS Survey	1	Working
2018	BS	Mechanical Engineering	Survey by text	1	Working
2017	BS	Mechanical Engineering	Exit Survey	1	Working
2018	BS	Mechanical Engineering	LinkedIn	1	Working
2019	BS	Mechanical Engineering	Iona	1	Working
2018	BS	Mechanical Engineering	Survey Response	1	Working
2017	BS	Mechanical Engineering	LinkedIn	2	Continuing Ed
2018	BS	Mechanical Engineering	Personal Knowledge	3	Seeking
2019	BS	Mechanical Engineering	FDS	3	Seeking
2017	BS	Mechanical Engineering	Personal Knowledge	3	Seeking
2018	BS	Mechanical Engineering	Survey Response	4	Not Seeking
2019	BS	Mechanical Engineering Tech	Email	1	Working
2018	BS	Mechanical Engineering Tech	Survey Response	1	Working
2017	BS	Mechanical Engineering Tech	Exit Survey	1	Working
2019	BS	Mechanical Engineering Tech	FDS	1	Working
2017	BS	Mechanical Engineering Tech	CS Survey	1	Working
2017	BS	Mechanical Engineering Tech	CS Survey	1	Working
2017	BS	Mechanical Engineering Tech	CS Survey	1	Working
2018	BS	Mechanical Engineering Tech	Survey Response	1	Working
2018	BS	Mechanical Engineering Tech	Survey Response	1	Working
2018	BS	Mechanical Engineering Tech	Survey Response	1	Working
2017	BS	Mechanical Engineering Tech	Exit Survey	1	Working
2019	BS	Mechanical Engineering Tech	FDS	1	Working
2019	BS	Mechanical Engineering Tech	FDS	1	Working
2019	BS	Mechanical Engineering Tech	FDS	1	Working
2017	BS	Mechanical Engineering Tech	Exit Survey	1	Working
2019	BS	Mechanical Engineering Tech	FDS	1	Working
2019	BS	Mechanical Engineering Tech	FDS	1	Working
2017	BS	Mechanical Engineering Tech	Exit Survey	1	Working
2017	BS	Mechanical Engineering Tech	CS Survey	1	Working
2017	BS	Mechanical Engineering Tech	Exit Survey	1	Working
2019	BS	Mechanical Engineering Tech	FDS	1	Working
2018	BS	Mechanical Engineering Tech	LinkedIn	1	Working
2019	BS	Mechanical Engineering Tech	LinkedIn	1	Working
2018	BS	Mechanical Engineering Tech	Survey Response	1	Working

2019	BS	Mechanical Engineering Tech	LinkedIn	1	Working
2017	BS	Mechanical Engineering Tech	Exit Survey	1	Working
2017	BS	Mechanical Engineering Tech	Exit Survey	1	Working
2019	BS	Mechanical Engineering Tech	LinkedIn	1	Working
2017	BS	Mechanical Engineering Tech	Exit Survey	1	Working
2018	BS	Mechanical Engineering Tech	Employer	1	Working
2018	BS	Mechanical Engineering Tech	Survey Response	3	Seeking
2017	BS	Mechanical Engineering Tech	Exit Survey	4	Not Seeking
2017	BS	Medical Laboratory Science	Exit Survey	1	Working
2017	BS	Medical Laboratory Science	Exit Survey	1	Working
2019	BS	Medical Laboratory Science	FDS	1	Working
2018	BS	Medical Laboratory Science	Survey Response	1	Working
2017	BS	Medical Laboratory Science	Exit Survey	1	Working
2019	BS	Medical Laboratory Science	FDS	1	Working
2018	BS	Medical Laboratory Science	Survey Response	1	Working
2019	BS	Medical Laboratory Science	FDS	1	Working
2017	BS	Medical Laboratory Science	Exit Survey	1	Working
2018	BS	Medical Laboratory Science	Survey by text	1	Working
2019	BS	Medical Laboratory Science	Email	1	Working
2017	BS	Medical Laboratory Science	Exit Survey	1	Working
2017	BS	Medical Laboratory Science	Exit Survey	1	Working
2017	BS	Medical Laboratory Science	Exit Survey	1	Working
2019	BS	Medical Laboratory Science	FDS	1	Working
2019	BS	Medical Laboratory Science	Email	1	Working
2018	BS	Medical Laboratory Science	Survey by text	1	Working
2017	BS	Medical Laboratory Science	CS Survey	1	Working
2017	BS	Medical Laboratory Science	Exit Survey	1	Working
2017	BS	Medical Laboratory Science	Exit Survey	1	Working
2018	BS	Medical Laboratory Science	Survey Response	1	Working
2017	BS	Medical Laboratory Science	Exit Survey	1	Working
2018	BS	Medical Laboratory Science	Survey Response	1	Working
2018	BS	Medical Laboratory Science	Survey Response	1	Working
2017	BS	Medical Laboratory Science	CS Survey	1	Working
2017	BS	Medical Laboratory Science	Exit Survey	1	Working
2017	BS	Medical Laboratory Science	Exit Survey	1	Working
2017	BS	Medical Laboratory Science	CS Survey	1	Working

2017	BS	Medical Laboratory Science	CS Survey	1	Working
2019	BS	Medical Laboratory Science	Email	1	Working
2017	BS	Medical Laboratory Science	CS Survey	1	Working
2018	BS	Medical Laboratory Science	Survey Response	1	Working
2017	BS	Medical Laboratory Science	Exit Survey	1	Working
2017	BS	Medical Laboratory Science	Exit Survey	1	Working
2017	BS	Medical Laboratory Science	CS Survey	1	Working
2017	BS	Medical Laboratory Science	Exit Survey	1	Working
2017	BS	Medical Laboratory Science	Exit Survey	1	Working
2017	BS	Medical Laboratory Science	CS Survey	1	Working
2017	BS	Medical Laboratory Science	Exit Survey	1	Working
2019	BS	Medical Laboratory Science	LinkedIn	1	Working
2017	BS	Medical Laboratory Science	Faculty	1	Working
2017	BS	Medical Laboratory Science	Faculty	1	Working
2018	BS	Medical Laboratory Science	Faculty	1	Working
2019	BS	Medical Laboratory Science	LinkedIn	1	Working
2018	BS	Medical Laboratory Science	Faculty	1	Working
2017	BS	Medical Laboratory Science	Faculty	1	Working
2017	BS	Medical Laboratory Science	Exit Survey	1	Working
2018	BS	Medical Laboratory Science	Survey Response	1	Working
2018	BS	Medical Laboratory Science	Faculty	1	Working
2017	BS	Medical Laboratory Science	Faculty	1	Working
2017	BS	Medical Laboratory Science	Exit Survey	1	Working
2017	BS	Medical Laboratory Science	Exit Survey	1	Working
2018	BS	Medical Laboratory Science	Faculty	1	Working
2018	BS	Medical Laboratory Science	Faculty	1	Working
2018	BS	Medical Laboratory Science	Faculty	1	Working
2018	BS	Medical Laboratory Science	Faculty	1	Working
2018	BS	Medical Laboratory Science	Survey Response	1	Working
2019	BS	Medical Laboratory Science	FDS	1	Working
2017	BS	Medical Laboratory Science	Exit Survey	1	Working
2018	BS	Medical Laboratory Science	Survey Response	1	Working
2018	BS	Medical Laboratory Science	Faculty	1	Working
2018	BS	Medical Laboratory Science	Survey Response	1	Working
2018	BS	Medical Laboratory Science	Faculty	1	Working
2017	BS	Medical Laboratory Science	Faculty	1	Working
2019	BS	Medical Laboratory Science	LinkedIn	1	Working

2017	BS	Medical Laboratory Science	Faculty	1	Working
2019	BS	Medical Laboratory Science	LinkedIn	1	Working
2017	BS	Medical Laboratory Science	Faculty	1	Working
2018	BS	Medical Laboratory Science	Faculty	1	Working
2017	BS	Medical Laboratory Science	Faculty	1	Working
2019	BS	Medical Laboratory Science	LinkedIn	1	Working
2019	BS	Medical Laboratory Science	FDS	1	Working
2018	BS	Medical Laboratory Science	Survey by text	1	Working
2018	BS	Medical Laboratory Science	Faculty	1	Working
2017	BS	Medical Laboratory Science	Faculty	1	Working
2017	BS	Medical Laboratory Science	Faculty	1	Working
2017	BS	Medical Laboratory Science	Exit Survey	1	Working
2018	BS	Medical Laboratory Science	Faculty	1	Working
2018	BS	Medical Laboratory Science	Faculty	1	Working
2017	BS	Medical Laboratory Science	Exit Survey	1	Working
2018	BS	Medical Laboratory Science	Survey Response	1	Working
2018	BS	Medical Laboratory Science	Faculty	1	Working
2019	BS	Medical Laboratory Science	LinkedIn	1	Working
2018	BS	Medical Laboratory Science	Faculty	1	Working
2017	BS	Medical Laboratory Science	Exit Survey	1	Working
2018	BS	Medical Laboratory Science	Faculty	1	Working
2018	BS	Medical Laboratory Science	Faculty	1	Working
2017	BS	Medical Laboratory Science	CS Survey	1	Working
2018	BS	Medical Laboratory Science	Survey Response	1	Working
2018	BS	Medical Laboratory Science	Survey Response	1	Working
2017	BS	Medical Laboratory Science	Faculty	1	Working
2017	BS	Medical Laboratory Science	Faculty	1	Working
2018	BS	Medical Laboratory Science	Faculty	1	Working
2018	BS	Medical Laboratory Science	Faculty	1	Working
2017	BS	Medical Laboratory Science	Faculty	1	Working
2019	BS	Medical Laboratory Science	LinkedIn	1	Working
2018	BS	Medical Laboratory Science	Faculty	1	Working
2018	BS	Medical Laboratory Science	Survey Response	1	Working
2017	BS	Medical Laboratory Science	Faculty	1	Working
2019	BS	Medical Laboratory Science	FDS	1	Working
2019	BS	Medical Laboratory Science	LinkedIn	1	Working
2017	BS	Medical Laboratory Science	LinkedIn	1	Working

2018	BS	Medical Laboratory Science	Faculty	1	Working
2018	BS	Medical Laboratory Science	Survey Response	1	Working
2018	BS	Medical Laboratory Science	Faculty	1	Working
2018	BS	Medical Laboratory Science	Faculty	1	Working
2019	BS	Medical Laboratory Science	LinkedIn	1	Working
2018	BS	Medical Laboratory Science	Faculty	1	Working
2018	BS	Medical Laboratory Science	Survey Response	1	Working
2019	BS	Medical Laboratory Science	FDS	1	Working
2019	BS	Medical Laboratory Science	FDS	1	Working
2019	BS	Medical Laboratory Science	FDS	1	Working
2019	BS	Medical Laboratory Science	FDS	1	Working
2019	BS	Medical Laboratory Science	FDS	1	Working
2018	BS	Nuclear Med Molecular Imaging	Survey by text	1	Working
2019	BS	Nuclear Med Molecular Imaging	FDS	1	Working
2018	BS	Nuclear Med Molecular Imaging	Survey Response	1	Working
2017	BS	Nuclear Medicine Technology	Exit Survey	1	Working
2017	BS	Nuclear Medicine Technology	Exit Survey	1	Working
2019	BS	Nuclear Med Molecular Imaging	FDS	1	Working
2017	BS	Nuclear Medicine Technology	Exit Survey	1	Working
2017	BS	Nuclear Medicine Technology	Exit Survey	1	Working
2017	BS	Nuclear Medicine Technology	Exit Survey	1	Working
2017	BS	Nuclear Medicine Technology	Exit Survey	1	Working
2017	BS	Nuclear Medicine Technology	Exit Survey	1	Working
2018	BS	Nuclear Med Molecular Imaging	Survey Response	1	Working
2019	BS	Nuclear Med Molecular Imaging	Email	1	Working
2018	BS	Nuclear Med Molecular Imaging	Survey Response	1	Working
2018	BS	Nuclear Med Molecular Imaging	Survey Response	1	Working
2017	BS	Nuclear Medicine Technology	Exit Survey	1	Working
2019	BS	Nuclear Med Molecular Imaging	LinkedIn	1	Working
2018	BS	Nuclear Med Molecular Imaging	Survey Response	1	Working
2018	BS	Nuclear Med Molecular Imaging	Survey Response	1	Working
2019	BS	Nuclear Med Molecular Imaging	LinkedIn	1	Working
2019	BS	Nuclear Med Molecular Imaging	Faculty	1	Working
2018	BS	Nuclear Med Molecular Imaging	Survey Response	1	Working
2019	BS	Nuclear Med Molecular Imaging	LinkedIn	1	Working
2018	BS	Nuclear Med Molecular Imaging	Faculty	1	Working

2018	BS	Nuclear Med Molecular Imaging	Faculty	1	Working
2018	BS	Nuclear Med Molecular Imaging	Survey Response	1	Working
2019	BS	Nuclear Med Molecular Imaging	FDS	1	Working
2017	BS	Nuclear Medicine Technology	Exit Survey	1	Working
2017	BS	Nuclear Medicine Technology	Exit Survey	1	Working
2017	BS	Nuclear Medicine Technology	Exit Survey	1	Working
2018	BS	Nuclear Med Molecular Imaging	Survey Response	2	Continuing Ed
2019	BS	Nuclear Med Molecular Imaging	FDS	2	Continuing Ed
2018	BS	Nuclear Med Molecular Imaging	Survey Response	3	Seeking
2017	BS	Operations Management	Exit Survey	1	Working
2017	BS	Operations Management	Exit Survey	1	Working
2019	BS	Operations Management	FDS	1	Working
2018	BS	Operations Management	Survey Response	1	Working
2017	BS	Operations Management	CS Survey	1	Working
2017	BS	Operations Management	Exit Survey	1	Working
2017	BS	Operations Management	Exit Survey	1	Working
2017	BS	Operations Management	CS Survey	1	Working
2017	BS	Operations Management	CS Survey	1	Working
2017	BS	Operations Management	CS Survey	1	Working
2019	BS	Operations Management	FDS	1	Working
2017	BS	Operations Management	CS Survey	1	Working
2017	BS	Operations Management	Exit Survey	1	Working
2019	BS	Operations Management	FDS	1	Working
2017	BS	Operations Management	CS Survey	1	Working
2018	BS	Operations Management	Survey Response	1	Working
2018	BS	Operations Management	Survey Response	1	Working
2019	BS	Operations Management	FDS	1	Working
2017	BS	Operations Management	Exit Survey	1	Working
2018	BS	Operations Management	Survey by text	1	Working
2019	BS	Operations Management	FDS	1	Working
2019	BS	Operations Management	LinkedIn	1	Working
2017	BS	Operations Management	Exit Survey	1	Working
2019	BS	Operations Management		1	Working
2017	BS	Operations Management	CS Survey	1	Working
2017	BS	Operations Management	Faculty	1	Working
2018	BS	Operations Management	Survey Response	1	Working

2017	BS	Operations Management	LinkedIn	1	Working
2019	BS	Operations Management	LinkedIn	1	Working
2017	BS	Operations Management	LinkedIn	1	Working
2017	BS	Operations Management	LinkedIn	1	Working
2017	BS	Operations Management	Faculty	1	Working
2019	BS	Operations Management	LinkedIn	1	Working
2017	BS	Operations Management	LinkedIn	1	Working
2019	BS	Operations Management	LinkedIn	1	Working
2018	BS	Operations Management	Survey Response	1	Working
2017	BS	Operations Management	LinkedIn	1	Working
2018	BS	Operations Management	Survey Response	1	Working
2017	BS	Operations Management	LinkedIn	1	Working
2019	BS	Operations Management	LinkedIn	1	Working
2019	BS	Operations Management	FDS	1	Working
2017	BS	Operations Management	Exit Survey	2	Continuing Ed
2018	BS	Operations Management	Survey Response	2	Continuing Ed
2019	BS	Operations Management	FDS	3	Seeking
2018	BS	Operations Management	Survey Response	3	Seeking
2017	BS	Operations Management	Personal Knowledge	3	Seeking
2018	BS	Operations Management	Survey Response	3	Seeking
2019	CERT	Polysomnographic Technology	Text	1	Working
2019	CERT	Polysomnographic Technology	Text	1	Working
2017	CERT	Polysomnographic Technology	CS Survey	1	Working
2019	CERT	Polysomnographic Technology	FDS	1	Working
2017	CERT	Polysomnographic Technology	Faculty	1	Working
2017	CERT	Polysomnographic Technology	Exit Survey	1	Working
2019	CERT	Polysomnographic Technology	FDS	1	Working
2019	BS	Population Health Management	Text	1	Working
2017	BS	Population Health Management	Exit Survey	1	Working
2017	BS	Population Health Management	Survey Response	1	Employed F/T
2018	BS	Population Health Management	Survey Response	1	Working
2019	BS	Population Health Management	FDS	1	Working
2018	BS	Population Health Management	Survey by text	1	Working
2018	BS	Population Health Management	Survey Response	1	Employed
2019	BS	Population Health Management	LinkedIn	1	Working

2017	BS	Population Health Management	CS Survey	1	Working
2018	BS	Population Health Management	LinkedIn	1	Working
2019	BS	Population Health Management	FDS	1	Working
2017	BS	Population Health Management	Faculty	1	Employed
2017	BS	Population Health Management	Survey Response	1	Employed F/T
2017	BS	Population Health Management	Exit Survey	2	Continuing Ed
2017	BS	Population Health Management	Exit Survey	2	Continuing Ed
2018	BS	Population Health Management	Survey Response	2	Continuing Ed
2018	BS	Population Health Management	Survey Response	2	Continuing Ed
2017	BS	Population Health Management	Survey Response	2	Continuing Ed: Enrolled
2017	BS	Population Health Management	Survey Response	2	Continuing Ed: Enrolled
2017	BS	Population Health Management	Personal Knowledge	3	Seeking
2018	BS	Population Health Management	Survey Response	3	Seeking
2018	BS	Population Health Management	Survey Response	3	Seeking
2018	BS	Population Health Management	Survey Response	3	Seeking
2019	BS	Radiologic Science	FDS	1	Working
2018	BS	Radiologic Science	Survey Response	1	Working
2019	BS	Radiologic Science	FDS	1	Working
2019	BS	Radiologic Science	FDS	1	Working
2019	BS	Radiologic Science	FDS	1	Working
2017	BS	Radiologic Science	Exit Survey	1	Working
2018	BS	Radiologic Science	Survey Response	1	Working
2017	BS	Radiologic Science	Exit Survey	1	Working
2019	BS	Radiologic Science	FDS	1	Working
2019	BS	Radiologic Science	FDS	1	Working
2019	BS	Radiologic Science	FDS	1	Working
2019	BS	Radiologic Science	FDS	1	Working
2019	BS	Radiologic Science	FDS	1	Working
2019	BS	Radiologic Science	Text	1	Working
2018	BS	Radiologic Science	Survey Response	1	Working
2019	BS	Radiologic Science	FDS	1	Working
2019	BS	Radiologic Science	FDS	1	Working
2019	BS	Radiologic Science	FDS	1	Working
2019	BS	Radiologic Science	FDS	1	Working
2019	BS	Radiologic Science	FDS	1	Working
2019	BS	Radiologic Science	FDS	1	Working
2019	BS	Radiologic Science	FDS	1	Working
2019	BS	Radiologic Science	FDS	1	Working
2017	BS	Radiologic Science	Exit Survey	1	Working

2017	BS	Radiologic Science	Exit Survey	1	Working
2019	BS	Radiologic Science	FDS	1	Working
2017	BS	Radiologic Science	Exit Survey	1	Working
2019	BS	Radiologic Science	FDS	1	Working
2017	BS	Radiologic Science	Exit Survey	1	Working
2019	BS	Radiologic Science	FDS	1	Working
2019	BS	Radiologic Science	FDS	1	Working
2017	BS	Radiologic Science	Exit Survey	1	Working
2017	BS	Radiologic Science	Exit Survey	1	Working
2017	BS	Radiologic Science	Exit Survey	1	Working
2019	BS	Radiologic Science	FDS	1	Working
2019	BS	Radiologic Science	FDS	1	Working
2019	BS	Radiologic Science	FDS	1	Working
2017	BS	Radiologic Science	Exit Survey	1	Working
2019	BS	Radiologic Science	FDS	1	Working
2017	BS	Radiologic Science	Exit Survey	1	Working
2017	BS	Radiologic Science	Exit Survey	1	Working
2017	BS	Radiologic Science	Exit Survey	1	Working
2017	BS	Radiologic Science	Exit Survey	1	Working
2017	BS	Radiologic Science	Exit Survey	1	Working
2017	BS	Radiologic Science	Exit Survey	1	Working
2017	BS	Radiologic Science	Exit Survey	1	Working
2017	BS	Radiologic Science	Exit Survey	1	Working
2017	BS	Radiologic Science	Exit Survey	1	Working
2017	BS	Radiologic Science	Exit Survey	1	Working
2017	BS	Radiologic Science	Exit Survey	1	Working
2017	BS	Radiologic Science	Exit Survey	1	Working
2017	BS	Radiologic Science	CS Survey	1	Working
2017	BS	Radiologic Science	Exit Survey	1	Working
2019	BS	Radiologic Science	FDS	1	Working
2019	BS	Radiologic Science	Faculty	1	Working
2019	BS	Radiologic Science	Email	1	Working
2019	BS	Radiologic Science	Text	1	Working
2018	BS	Radiologic Science	Survey Response	1	Working
2019	BS	Radiologic Science	FDS	1	Working
2017	BS	Radiologic Science	Exit Survey	1	Working
2018	BS	Radiologic Science	Survey Response	1	Working
2017	BS	Radiologic Science	Exit Survey	1	Working
2019	BS	Radiologic Science	Faculty	1	Working
2017	BS	Radiologic Science	Exit Survey	1	Working
2017	BS	Radiologic Science	Exit Survey	1	Working

2017	BS	Radiologic Science	Exit Survey	1	Working
2017	BS	Radiologic Science	Exit Survey	1	Working
2018	BS	Radiologic Science	Survey Response	1	Working
2018	BS	Radiologic Science	Survey Response	1	Working
2018	BS	Radiologic Science	Survey Response	1	Working
2018	BS	Radiologic Science	Survey Response	1	Working
2018	BS	Radiologic Science	Survey Response	1	Working
2018	BS	Radiologic Science	Survey Response	1	Working
2018	BS	Radiologic Science	Survey Response	1	Working
2019	BS	Radiologic Science	LinkedIn	1	Working
2018	BS	Radiologic Science	Survey Response	1	Working
2018	BS	Radiologic Science	Survey Response	1	Working
2017	BS	Radiologic Science	Exit Survey	1	Working
2019	BS	Radiologic Science	LinkedIn	1	Working
2018	BS	Radiologic Science	Survey Response	1	Working
2017	BS	Radiologic Science	Exit Survey	1	Working
2018	BS	Radiologic Science	Survey Response	1	Working
2019	BS	Radiologic Science	Faculty	1	Working
2017	BS	Radiologic Science	CS Survey	1	Working
2018	BS	Radiologic Science	Survey Response	1	Working
2018	BS	Radiologic Science	Survey Response	1	Working
2018	BS	Radiologic Science	Survey Response	1	Working
2018	BS	Radiologic Science	Survey Response	1	Working
2017	BS	Radiologic Science	Exit Survey	1	Working
2018	BS	Radiologic Science	Survey Response	1	Working
2018	BS	Radiologic Science	Survey Response	1	Working
2018	BS	Radiologic Science	Survey Response	1	Working
2017	BS	Radiologic Science	CS Survey	1	Working
2018	BS	Radiologic Science	Survey Response	1	Working
2017	BS	Radiologic Science	CS Survey	2	Continuing Ed
2017	BS	Radiologic Science	Exit Survey	2	Continuing Ed
2018	BS	Radiologic Science	Survey Response	2	Continuing Ed
2018	BS	Radiologic Science	Survey Response	2	Continuing Ed
2018	BS	Radiologic Science	Survey Response	3	Seeking
2019	BS	Radiologic Science	Faculty	3	Seeking
2018	BS	Radiologic Science	Survey Response	3	Seeking
2019	BS	Radiologic Science	FDS	3	Seeking

2017	BS	Renewable Energy Engineering	Exit Survey	1	Working
2017	BS	Renewable Energy Engineering	Exit Survey	1	Working
2018	BS	Renewable Energy Engineering	Survey Response	1	Working
2018	BS	Renewable Energy Engineering	Survey Response	1	Working
2018	BS	Renewable Energy Engineering	Survey by text	1	Working
2018	BS	Renewable Energy Engineering	Survey Response	1	Working
2017	BS	Renewable Energy Engineering	Exit Survey	1	Working
2017	BS	Renewable Energy Engineering	CS Survey	1	Working
2017	BS	Renewable Energy Engineering	Exit Survey	1	Working
2017	BS	Renewable Energy Engineering	CS Survey	1	Working
2018	BS	Renewable Energy Engineering	Survey Response	1	Working
2018	BS	Renewable Energy Engineering	Survey Response	1	Working
2017	BS	Renewable Energy Engineering	Exit Survey	1	Working
2017	BS	Renewable Energy Engineering	Exit Survey	1	Working
2019	BS	Renewable Energy Engineering	FDS	1	Working
2018	BS	Renewable Energy Engineering	Survey Response	1	Working
2018	BS	Renewable Energy Engineering	Survey Response	1	Working
2018	BS	Renewable Energy Engineering	Survey by text	1	Working
2019	BS	Renewable Energy Engineering	FDS	1	Working
2019	BS	Renewable Energy Engineering	FDS	1	Working
2017	BS	Renewable Energy Engineering	Exit Survey	1	Working
2017	BS	Renewable Energy Engineering	Exit Survey	1	Working
2018	BS	Renewable Energy Engineering	Survey Response	1	Working
2017	BS	Renewable Energy Engineering	Exit Survey	1	Working
2018	BS	Renewable Energy Engineering	LinkedIn	1	Working
2018	BS	Renewable Energy Engineering	Survey Response	1	Working
2019	BS	Renewable Energy Engineering	Iona	1	Working
2019	BS	Renewable Energy Engineering	LinkedIn	1	Working
2018	BS	Renewable Energy Engineering	Survey by text	1	Working
2018	BS	Renewable Energy Engineering	LinkedIn	1	Working
2019	BS	Renewable Energy Engineering	LinkedIn	1	Working
2018	BS	Renewable Energy Engineering	LinkedIn	1	Working
2019	BS	Renewable Energy Engineering	LinkedIn	1	Working
2017	BS	Renewable Energy Engineering	CS Survey	1	Working
2017	BS	Renewable Energy Engineering	LinkedIn	1	Working
2018	BS	Renewable Energy Engineering	Survey Response	1	Working

2019	BS	Renewable Energy Engineering	LinkedIn	1	Working
2017	BS	Renewable Energy Engineering	LinkedIn	1	Working
2019	BS	Renewable Energy Engineering	Text	1	Working
2017	BS	Renewable Energy Engineering	LinkedIn	1	Working
2018	BS	Renewable Energy Engineering	Survey Response	1	Working
2018	BS	Renewable Energy Engineering	Survey Response	1	Working
2017	BS	Renewable Energy Engineering	LinkedIn	1	Working
2018	BS	Renewable Energy Engineering	Survey Response	1	Working
2018	BS	Renewable Energy Engineering	Survey Response	1	Working
2017	BS	Renewable Energy Engineering	Exit Survey	2	Continuing Ed
2017	BS	Renewable Energy Engineering	Faculty	2	Continuing Ed
2018	BS	Renewable Energy Engineering	Survey Response	2	Continuing Ed
2018	BS	Renewable Energy Engineering	Survey Response	2	Continuing Ed
2018	BS	Renewable Energy Engineering	Survey Response	2	Continuing Ed
2018	BS	Renewable Energy Engineering	Survey Response	2	Continuing Ed
2018	BS	Renewable Energy Engineering	Survey Response	3	Seeking
2018	MS	Renewable Energy Engineering	Survey Response	1	Working
2019	MS	Renewable Energy Engineering	FDS	1	Working
2018	MS	Renewable Energy Engineering	Survey Response	1	Working
2018	MS	Renewable Energy Engineering	Survey Response	1	Working
2017	MS	Renewable Energy Engineering	Exit Survey	1	Working
2018	MS	Renewable Energy Engineering	Survey Response	1	Working
2019	MS	Renewable Energy Engineering	Text	1	Working
2017	MS	Renewable Energy Engineering	Exit Survey	1	Working
2018	MS	Renewable Energy Engineering	Survey by text	1	Working
2017	MS	Renewable Energy Engineering	Exit Survey	1	Working
2018	MS	Renewable Energy Engineering	LinkedIn	1	Working
2018	MS	Renewable Energy Engineering	LinkedIn	1	Working
2017	MS	Renewable Energy Engineering	Linkedin msg	1	Working
2017	MS	Renewable Energy Engineering	LinkedIn	1	Working
2017	MS	Renewable Energy Engineering	LinkedIn	1	Working
2017	MS	Renewable Energy Engineering	LinkedIn	1	Working
2019	MS	Renewable Energy Engineering	Iona	1	Working
2018	MS	Renewable Energy Engineering	Personal contact	1	Working
2019	MS	Renewable Energy Engineering	Personal contact	3	Seeking
2019	MS	Renewable Energy Engineering	Faculty	3	Seeking
2017	BS	Respiratory Care	Exit Survey	1	Working

2017	BS	Respiratory Care	Exit Survey	1	Working
2019	BS	Respiratory Care	FDS	1	Working
2019	BS	Respiratory Care	FDS	1	Working
2018	BS	Respiratory Care	Survey Response	1	Working
2018	BS	Respiratory Care	Survey Response	1	Working
2019	BS	Respiratory Care	Email	1	Working
2019	BS	Respiratory Care	FDS	1	Working
2019	BS	Respiratory Care	Email	1	Working
2019	BS	Respiratory Care	FDS	1	Working
2019	BS	Respiratory Care	Email	1	Working
2017	BS	Respiratory Care	Exit Survey	1	Working
2017	BS	Respiratory Care	CS Survey	1	Working
2018	BS	Respiratory Care	Survey Response	1	Working
2019	BS	Respiratory Care	Email	1	Working
2019	BS	Respiratory Care	Text	1	Working
2017	BS	Respiratory Care	Exit Survey	1	Working
2018	BS	Respiratory Care	Survey Response	1	Working
2017	BS	Respiratory Care	Exit Survey	1	Working
2017	BS	Respiratory Care	Exit Survey	1	Working
2019	BS	Respiratory Care	LinkedIn	1	Working
2018	BS	Respiratory Care	Faculty	1	Working
2018	BS	Respiratory Care	Survey Response	1	Working
2017	BS	Respiratory Care	Exit Survey	1	Working
2017	BS	Respiratory Care	Faculty	1	Working
2018	BS	Respiratory Care	Faculty	1	Working
2018	BS	Respiratory Care	Survey Response	1	Working
2019	BS	Respiratory Care	LinkedIn	1	Working
2019	BS	Respiratory Care	Faculty	1	Working
2019	BS	Respiratory Care	LinkedIn	1	Working
2019	BS	Respiratory Care	Email	1	Working
2017	BS	Respiratory Care	Exit Survey	1	Working
2017	BS	Respiratory Care	CS Survey	1	Working
2017	BS	Respiratory Care	Faculty	1	Working
2017	BS	Respiratory Care	CS Survey	1	Working
2019	BS	Respiratory Care	LinkedIn	1	Working
2018	BS	Respiratory Care	Survey Response	1	Working
2018	BS	Respiratory Care	Survey Response	1	Working

2018	BS	Respiratory Care	Survey Response	1	Working
2017	BS	Respiratory Care	Faculty	1	Working
2017	BS	Respiratory Care	Faculty	1	Working
2017	BS	Respiratory Care	Exit Survey	1	Working
2017	BS	Respiratory Care	Exit Survey	1	Working
2017	BS	Respiratory Care	Exit Survey	1	Working
2018	BS	Respiratory Care	Survey Response	1	Working
2019	BS	Respiratory Care	FDS	1	Working
2017	BS	Respiratory Care	Faculty	1	Working
2017	BS	Respiratory Care	Exit Survey	1	Working
2018	BS	Respiratory Care	Survey Response	1	Working
2019	BS	Respiratory Care	Text	1	Working
2019	BS	Respiratory Care	LinkedIn	1	Working
2019	BS	Respiratory Care	LinkedIn	1	Working
2017	BS	Respiratory Care	Exit Survey	1	Working
2017	BS	Respiratory Care	Exit Survey	1	Working
2019	BS	Respiratory Care	Paper Survey	1	Working
2017	BS	Respiratory Care	Exit Survey	1	Working
2018	BS	Respiratory Care	Survey Response	1	Working
2019	BS	Respiratory Care	FDS	1	Working
2018	BS	Respiratory Care	Survey Response	2	Continuing Ed
2019	AAS	Sleep Health-Polysom Tech Opt	Email	1	Working
2017	AAS	Sleep Health-Polysom Tech Opt	Linkedin msg	1	Working
2018	AAS	Sleep Health-Polysom Tech Opt	Survey Response	1	Working
2017	AAS	Sleep Health-Polysom Tech Opt	Exit Survey	1	Working
2017	AAS	Sleep Health-Polysom Tech Opt	CS Survey	1	Working
2018	AAS	Sleep Health-Polysom Tech Opt	Faculty	1	Working
2017	AAS	Sleep Health-Polysom Tech Opt	Exit Survey	1	Working
2018	AAS	Sleep Health-Polysom Tech Opt	Survey Response	1	Working
2018	AAS	Sleep Health-Polysom Tech Opt	Survey Response	1	Working
2018	AAS	Sleep Health-Polysom Tech Opt	Survey Response	1	Working
2018	AAS	Sleep Health-Polysom Tech Opt	Survey Response	2	Continuing Ed
2019	AE	Software Engineering Tech	FDS	1	Working
2019	AE	Software Engineering Tech	FDS/LI	1	Working
2019	AE	Software Engineering Tech	LinkedIn	1	Working

2017	BS	Software Engineering Tech	CS Survey	1	Working
2017	BS	Software Engineering Tech	CS Survey	1	Working
2017	BS	Software Engineering Tech	Exit Survey	1	Working
2017	BS	Software Engineering Tech	CS Survey	1	Working
2017	BS	Software Engineering Tech	Exit Survey	1	Working
2019	BS	Software Engineering Tech	FDS	1	Working
2019	BS	Software Engineering Tech	FDS	1	Working
2019	BS	Software Engineering Tech	FDS	1	Working
2018	BS	Software Engineering Tech	Survey Response	1	Working
2017	BS	Software Engineering Tech	Exit Survey	1	Working
2019	BS	Software Engineering Tech	FDS	1	Working
2019	BS	Software Engineering Tech	FDS	1	Working
2018	BS	Software Engineering Tech	Survey Response	1	Working
2019	BS	Software Engineering Tech	FDS	1	Working
2019	BS	Software Engineering Tech	FDS	1	Working
2019	BS	Software Engineering Tech	FDS	1	Working
2019	BS	Software Engineering Tech	FDS	1	Working
2018	BS	Software Engineering Tech	Survey Response	1	Working
2019	BS	Software Engineering Tech	FDS	1	Working
2018	BS	Software Engineering Tech	Survey Response	1	Working
2019	BS	Software Engineering Tech	FDS	1	Working
2018	BS	Software Engineering Tech	Survey Response	1	Working
2019	BS	Software Engineering Tech	FDS	1	Working
2018	BS	Software Engineering Tech	Faculty/LinkedIn	1	Working
2019	BS	Software Engineering Tech	FDS	1	Working
2019	BS	Software Engineering Tech	FDS	1	Working
2018	BS	Software Engineering Tech	Survey Response	1	Working
2017	BS	Software Engineering Tech	CS Survey	1	Working
2019	BS	Software Engineering Tech	FDS	1	Working
2017	BS	Software Engineering Tech	CS Survey	1	Working
2017	BS	Software Engineering Tech	Exit Survey	1	Working
2018	BS	Software Engineering Tech	Survey by Text	1	Working
2017	BS	Software Engineering Tech	Exit Survey	1	Working
2018	BS	Software Engineering Tech	Survey Response	1	Working
2017	BS	Software Engineering Tech	Exit Survey	1	Working
2017	BS	Software Engineering Tech	CS Survey	1	Working

2019	BS	Software Engineering Tech	FDS	1	Working
2018	BS	Software Engineering Tech	Survey Response	1	Working
2019	BS	Software Engineering Tech	FDS	1	Working
2017	BS	Software Engineering Tech	Exit Survey	1	Working
2017	BS	Software Engineering Tech	Exit Survey	1	Working
2018	BS	Software Engineering Tech	Survey Response	1	Working
2017	BS	Software Engineering Tech	GradFair	1	Working
2019	BS	Software Engineering Tech	FDS	1	Working
2019	BS	Software Engineering Tech	FDS	1	Working
2018	BS	Software Engineering Tech	Survey Response	1	Working
2019	BS	Software Engineering Tech	FDS	1	Working
2017	BS	Software Engineering Tech	Exit Survey	1	Working
2018	BS	Software Engineering Tech	Survey Response	1	Working
2018	BS	Software Engineering Tech	Survey Response	1	Working
2018	BS	Software Engineering Tech	Survey Response	1	Working
2018	BS	Software Engineering Tech	LinkedIn	1	Working
2017	BS	Software Engineering Tech	Exit Survey	1	Working
2017	BS	Software Engineering Tech	Exit Survey	1	Working
2017	BS	Software Engineering Tech	LinkedIn	1	Working
2019	BS	Software Engineering Tech	LinkedIn	1	Working
2017	BS	Software Engineering Tech	Exit Survey	1	Working
2018	BS	Software Engineering Tech	Faculty/LinkedIn	1	Working
2018	BS	Software Engineering Tech	LinkedIn	1	Working
2018	BS	Software Engineering Tech	LinkedIn	1	Working
2018	BS	Software Engineering Tech	LinkedIn	1	Working
2017	BS	Software Engineering Tech	LinkedIn	1	Working
2017	BS	Software Engineering Tech	LinkedIn	1	Working
2018	BS	Software Engineering Tech	Faculty/LinkedIn	1	Working
2017	BS	Software Engineering Tech	CS Survey	1	Working
2019	BS	Software Engineering Tech	Faculty	1	Working
2018	BS	Software Engineering Tech	LinkedIn	1	Working
2018	BS	Software Engineering Tech	LinkedIn	1	Working
2017	BS	Software Engineering Tech	LinkedIn	1	Working
2017	BS	Software Engineering Tech	LinkedIn	1	Working
2017	BS	Software Engineering Tech	LinkedIn	1	Working
2019	BS	Software Engineering Tech	LinkedIn	1	Working
2018	BS	Software Engineering Tech	LinkedIn	1	Working

2018	BS	Software Engineering Tech	LinkedIn	1	Working
2017	BS	Software Engineering Tech	LinkedIn	1	Working
2017	BS	Software Engineering Tech	LinkedIn	1	Working
2019	BS	Software Engineering Tech	LinkedIn	1	Working
2018	BS	Software Engineering Tech	LinkedIn	1	Working
2018	BS	Software Engineering Tech	LinkedIn	1	Working
2017	BS	Software Engineering Tech	LinkedIn	1	Working
2018	BS	Software Engineering Tech	LinkedIn	1	Working
2018	BS	Software Engineering Tech	LinkedIn	1	Working
2019	BS	Software Engineering Tech	LinkedIn	1	Working
2019	BS	Software Engineering Tech	LinkedIn	1	Working
2019	BS	Software Engineering Tech	LinkedIn	1	Working
2019	BS	Software Engineering Tech	LinkedIn	1	Working
2019	BS	Software Engineering Tech	FDS	1	Working
2017	BS	Software Engineering Tech	CS Survey	1	Working
2017	BS	Software Engineering Tech	Exit Survey	1	Working
2017	BS	Software Engineering Tech	Email	1	Working
2019	BS	Software Engineering Tech	LinkedIn	1	Working
2019	BS	Software Engineering Tech	LinkedIn	1	Working
2019	BS	Software Engineering Tech	LinkedIn	1	Working
2018	BS	Software Engineering Tech	LinkedIn	1	Working
2019	BS	Software Engineering Tech	LinkedIn	1	Working
2019	BS	Software Engineering Tech	LinkedIn	1	Working
2019	BS	Software Engineering Tech	LinkedIn	1	Working
2018	BS	Software Engineering Tech	Faculty/LinkedIn	1	Working
2019	BS	Software Engineering Tech	FDS	1	Working
2019	BS	Software Engineering Tech	LinkedIn	1	Working
2018	BS	Software Engineering Tech	Survey Response	1	Working
2019	BS	Software Engineering Tech	Employer	1	Working
2018	BS	Software Engineering Tech	Survey Response	3	Seeking
2018	BS	Software Engineering Tech	Survey by text	3	Seeking
2018	BS	Software Engineering Tech	Survey Response	3	Seeking
2019	BS	Software Engineering Tech	Text	3	Seeking
2019	BS	Software Engineering Tech	Text	3	Seeking
2018	BS	Software Engineering Tech	Survey Response	3	Seeking
2018	BS	Software Engineering Tech	Survey Response	3	Seeking
2018	BS	Software Engineering Tech	Faculty/LinkedIn	3	Seeking

2018	BAS	Technology and Management	Survey Response	1	Working
2017	BAS	Technology and Management	Exit Survey	1	Working
2018	BAS	Technology and Management	Survey Response	1	Working
2019	BAS	Technology and Management	Text	1	Working
2019	BAS	Technology and Management	FDS	1	Working
2017	BAS	Technology and Management	Exit Survey	1	Working
2018	BAS	Technology and Management	Survey Response	1	Working
2019	BAS	Technology and Management	FDS	1	Working
2019	BAS	Technology and Management	LinkedIn	1	Working
2017	BAS	Technology and Management	CS Survey	1	Working
2018	BAS	Technology and Management	LinkedIn & Faculty	1	Working
2019	BAS	Technology and Management	LinkedIn	1	Working
2017	BAS	Technology and Management	LinkedIn	1	Working
2018	BAS	Technology and Management	LinkedIn	1	Working
2019	BAS	Technology and Management	LinkedIn	1	Working
2019	BAS	Technology and Management	LinkedIn	1	Working
2019	BAS	Technology and Management	LinkedIn	1	Working
2019	BAS	Technology and Management	LinkedIn	1	Working
2017	BAS	Technology and Management	Exit Survey	2	Continuing Ed
2018	BAS	Technology and Management	Survey Response	2	Continuing Ed
2018	BAS	Technology and Management	Survey Response	3	Seeking
2019	BAS	Technology and Management	FDS	3	Seeking
2017	BS	Vascular Technology	Exit Survey	1	Working
2019	BS	Vascular Technology	FDS	1	Working
2017	BS	Vascular Technology	Exit Survey	1	Working
2018	BS	Vascular Technology	Survey Response	1	Working
2019	BS	Vascular Technology	FDS	1	Working
2017	BS	Vascular Technology	Exit Survey	1	Working
2018	BS	Vascular Technology	Survey Response	1	Working
2019	BS	Vascular Technology	FDS	1	Working
2019	BS	Vascular Technology	FDS	1	Working
2019	BS	Vascular Technology	FDS	1	Working
2019	BS	Vascular Technology	FDS	1	Working
2019	BS	Vascular Technology	FDS	1	Working
2017	BS	Vascular Technology	Exit Survey	1	Working

2019	BS	Vascular Technology	FDS	1	Working
2017	BS	Vascular Technology	CS Survey	1	Working
2019	BS	Vascular Technology	FDS	1	Working
2017	BS	Vascular Technology	Exit Survey	1	Working
2017	BS	Vascular Technology	Exit Survey	1	Working
2017	BS	Vascular Technology	Exit Survey	1	Working
2017	BS	Vascular Technology	Exit Survey	1	Working
2017	BS	Vascular Technology	Exit Survey	1	Working
2019	BS	Vascular Technology	FDS	1	Working
2017	BS	Vascular Technology	Exit Survey	1	Working
2017	BS	Vascular Technology	CS Survey	1	Working
2018	BS	Vascular Technology	Survey Response	1	Working
2018	BS	Vascular Technology	Survey Response	1	Working
2018	BS	Vascular Technology	Survey Response	1	Working
2019	BS	Vascular Technology	Email	1	Working
2018	BS	Vascular Technology	Survey Response	1	Working
2018	BS	Vascular Technology	Survey Response	1	Working
2018	BS	Vascular Technology	Survey Response	1	Working
2018	BS	Vascular Technology	Survey Response	1	Working
2018	BS	Vascular Technology	Survey Response	1	Working
2017	BS	Vascular Technology	Exit Survey	1	Working
2019	BS	Vascular Technology	LinkedIn	1	Working
2019	BS	Vascular Technology	FDS	1	Working
2019	BS	Vascular Technology	LinkedIn	1	Working
2019	BS	Vascular Technology	LinkedIn	1	Working
2017	BS	Vascular Technology	Exit Survey	1	Working
2017	BS	Vascular Technology	Exit Survey	1	Working
2019	BS	Vascular Technology	LinkedIn	1	Working
2019	BS	Vascular Technology	LinkedIn	1	Working
2018	BS	Vascular Technology	Survey Response	1	Working
2018	BS	Vascular Technology	Survey Response	1	Working
2018	BS	Vascular Technology	Survey Response	1	Working
2019	BS	Vascular Technology	LinkedIn	1	Working
2018	BS	Vascular Technology	Survey Response	1	Working
2018	BS	Vascular Technology	Survey Response	1	Working
2018	BS	Vascular Technology	Email Response	1	Working
2017	BS	Vascular Technology	Exit Survey	1	Working

2017	BS	Vascular Technology	CS Survey	1	Working
2017	BS	Vascular Technology	Exit Survey	2	Continuing Ed
2017	BS	Vascular Technology	Exit Survey	2	Continuing Ed

	%	Median		Success Rate	
Working	90.0%	Salary:	Wage:	95.8%	
Cont Education	5.6%	\$ 60,000	\$ 28		
Still Looking	4.2%	N=			
Not Seeking	0.3%	659	189		

Employer Name/Univ	Job Title/Program	Salary	Wage	City	State
Dignity Health	Lead Cardiac Sonographer	\$ 108,160		Sacramento	CA
Renown Regional Medical Center	Registered Vascular Technologist	\$ 66,560		Reno	NV
Dr Mark Harris	Dental Hygienist	\$ 61,000		La Grande	OR
Oregon Tech	Instructor, Clinical Coordinator	\$ 51,000		Klamath Falls	OR
Oregon Tech	Director of Clinical Education	\$ 50,000		Klamath Falls	OR
				Klamath Falls	OR
	Median Salary:	\$ 61,000			
Western Psychological and Counseling Services, P.C	Autism intern	\$ 40,000		Tualatin	OR
Western Psychological and Counseling Services, P.C	RBAI/ Intern	\$ 25,000		Tualatin	OR
Early Childhood Intervention Program	ABA			Klamath Falls	OR
	Median Salary:	NA			
Black & Veatch	Electrical Engineer	\$ 74,000		Portland	OR
Bonneville Power	Electrical Engineer	\$ 60,000		Portland	OR
US Army Corps of Engineers - Portland District	Electrical Engineer	\$ 50,000		Portland	OR
	Employed freelance	\$ 20,000		Klamath Falls	OR
Oregon Institute of Technology	Student Consultant			Klamath Falls	OR
The Boeing Company	NA			Seattle	WA
Garmin International	MECOP Intern		\$ 22	Salem	OR
USNR	Controls/Automation Engineer				
Financial Firm				New York	NY
NorthWest Renewable Energy Corporation	Director of Engineering			Mcminnville	OR
Sierra Pacific	Software Developer				
				Eugene	OR

	Median Salary:	NA			
Catholic Health Initiatives	Registered Polysomnographer	\$ 55,000		Urbana	IL
Villa Matilda	Educational Teacher (pre-school)	\$ 52,740		Aust-Agder	
independent contractor	Behavior Consultant	\$ 50,000		Roseburg	OR
Klamath community college	TRIO Student Advisor	\$ 37,000		Klamath Falls	OR
Oregon Tech	Administrative Program Specialist	\$ 36,552		Klamath Falls	OR
Lutheran Community Services	Recovery Mentor, Substance Abuse Counselor, CADIC Outreach for DHS	\$ 31,200		Klamath Falls	OR
Elwood Staffing	Staffing Manager	\$ 31,000		Klamath Falls	OR
Lutheran Community Services	Drug & Alcohol Outreach Worker	\$ 29,581		Klamath Falls	OR
Klamath Basin Behavioral Health	Qualified Mental Health Associate OMHA	\$ 29,000		Klamath Falls	OR
Dragonfly Transitions	Mentor	\$ 21,000		Klamath Falls	OR
Head Start	Preschool teacher	\$ 20,000		Klamath Falls	OR
Oregon Tech	Registered behavior interventionist assistant	\$ 18,000		Klamath Falls	OR
Follett Higher education Group/ The Tech Nest Bookstore	Assistant Store Manager	\$ 16,650		Klamath Falls	OR
Federal Bureau of Prisons	Correction Officer	\$ 208		Sheridan	OR
Preschool/Oregon Tech				Klamath Falls	OR
Klamath Basin Behavioral health	QMHA			Klamath Falls	OR
Klamath Basin Behavioral Health	CADC I Intern		\$ 15	Klamath Falls	OR
Klamath Co Community Corrections	Alcohol and Drug Counselor			Klamath Falls	OR
Oregon Tech Applied Psychology Department	Family Mentor			Klamath Falls	OR
Social Security Administration				Medford	OR
Benco	Direct Support Professional			Corvallis	OR
Oregon Institute of Technology	Family Mentor			Medford	OR
High School					
Uplift Daycare & Learning Center	Teacher Assistant		\$ 11	Brookings	OR
Friend of the Children	Friend			Klamath Falls	OR
Klamath County Schools	Learning Facilitator			Klamath Falls	OR
Emergency Communications of Southern Oregon	Telecommunications Specialist			Klamath Falls	OR
Basin United	Director			Klamath Falls	OR
Lakeview Elementary				Klamath Falls	OR
CarMax	Business Office Associate				
Klamath Basin Behavioral Health				Klamath Falls	OR
Klamath Basin Behavioral health	Residential Specialist			Klamath Falls	OR
	Middle School Teacher				
	Elementary School Teacher				

Oregon Youth Authority	Cook 2			Hubbard	OR
Sky Lakes Medical Center	Medical Assistant (applying to med school)				
Elementary School					
NA	lead laborer			Portland	OR
Summit Surgical Specialists	Registered Vascular Technologist			Springfield	OR
Legacy Medical Group	Ultrasound Technologist		\$ 35	Tualatin	OR
a nonprofit health org	Case Manager				
Centria Healthcare	Behavior Technician			Beaverton	OR
DD Services				Klamath Falls	
Lutheran Community Services NW				Klamath Falls	OR
Klamath Basin Behavioral Health	Treatment Specialist			Klamath Falls	OR
KBBH or DHS					
Kidco Head Start	Head Teacher			Corvallis	OR
Klamath Basin Behavioral Health	Care and Compliance Coordinator			Klamath Falls	OR
Oregon Tech	Administrative assistant/lead family mentor			Klamath Falls	OR
Juvenile Detention Center/health care respite worker				Klamath Falls	OR
Oregon Tech/ Southern Oregon University	ABA/ASD		\$ 20	Wilsonville/Ashland	OR
Oregon Tech	Marriage and Family Therapy			Klamath Falls	OR
				Klamath Falls	
				Cheney	WA
				San Marcos	CA
Pacific University	Applied Psychological Science			Hillsboro	OR
Pacific University	Applied Psychological Science Emphasis: Clinical Psychology			Hillsboro	OR
				Klamath Falls	OR
				Minneapolis	MN
Oregon Tech/Youth Rising	MFT			Klamath Falls	OR

Oregon Department of Transportation	Intern / Auditor	\$ 55,000		Salem	OR
Medford School District	IT Systems Analyst	\$ 48,000		Medford	OR
Bend Bulletin	Multimedia Ad Executive	\$ 48,000		Bend	OR
Running Y	Sales Manager	\$ 40,000		Klamath Falls	OR
Discover Klamath	Marketing Manager	\$ 40,000		Klamath Falls	OR
SUBtracers BV	Junior Business Developer			Amsterdam	
NA	NA				
Washington State Department of Natural Resources	Wildland Firefighter			Longview	WA
iHeartMedia	Promotions Assistant			Spokane	WA
NA	NA				
Bell Hardware	Project Manager			Medford	OR
Lake Jam Oregon	Marketing Coordinator			Klamath Falls	OR
State Farm Insurance	Office Representative		\$ 15	Redmond	OR
Running Y Ranch	Marketing Coordinator			Klamath Falls	OR
NA	Insurance Agent			Klamath Falls	OR
Dutch Bros Coffee	Broista			Klamath Falls	OR
Brevada Brewhouse	Owner			Klamath Falls	OR
New Earth Life Sciences, Inc.	Social Media Marketing Coordinator			Klamath Falls	OR
Costco				Medford	OR
Taurus	Commercial Administrator				
Digital Specialist	AHM Brands			Klamath Falls	OR
Mueller Custom Cuts	CNC Technical Lead			Charlotte	NC
	Median Salary:	\$ 48,000			
Brevada Brewhouse	Owner			Klamath Falls	OR
Brevada Brewhouse	Owner			Klamath Falls	OR
Klamath County	Groupworker			Klamath Falls	OR
Swinomish Casino	Promotions Assistant			Anacortes	WA
Ed staub and sons	Cardlock administrator	\$ 34,000		Klamath Falls	OR
El Palacio	Owner			Klamath Falls	OR
State Farm	Account Associate	\$ 40,000		Klamath Falls	OR
Self-Employed	Marketing				
	Median Salary:	NA			
Southeast Roadbuilders	Project Engineer/Operator	\$ 75,000		Haines	AK
Granite Construction Company	Project Engineer	\$ 75,000		Anchorage	AK

Washington State Department of Transportation	Hydraulics Engineer 4 (In Training)	\$ 68,580		Shoreline	WA
Western Pacific Engineering and Survey, Inc.	Engineer-in-Training	\$ 68,500		Moses Lake	WA
Black & Veatch	Civil Engineer 1	\$ 66,100		Lake Oswego	OR
Skanska Building Inc.	Project Engineer	\$ 65,000		Portland	OR
Wildish Group of Companies	Project Engineer	\$ 65,000		Portland	OR
Jacobs	Entry Level Civil/Structural Engineer	\$ 65,000		Yakima	WA
USNR	Controls Engineer	\$ 65,000		Woodland	WA
Kimley-Horn	Transportation Engineering Technician	\$ 61,000		Tucson	AZ
DOWL	Engineer-in-Training	\$ 60,008		Bend	OR
Washington State Department of Transportation	Transportation Engineer	\$ 60,000		Spokane	WA
Oregon Department of Transportation	Qccs	\$ 60,000		Klamath Falls	OR
Hamilton Construction	Project Engineer	\$ 60,000		Springfield	OR
Knife River Materials	Project Engineer	\$ 60,000		Medford	OR
Kiewit	Engineer 1	\$ 60,000		Los Angeles	CA
Granite construction	Project engineer	\$ 57,000		Yakima	WA
DKS Associates	Transportation Engineering Design Assistant	\$ 57,000		Portland	OR
Harper Houf Peterson Righellis	Civil Engineer	\$ 55,000		Salem	OR
Barghausen	Design Engineer	\$ 55,000		Klamath Falls	OR
Global Design Midwest	Structural engineer	\$ 53,000		Highland	IN
AKS Engineering & Forestry	Construction Inspector	\$ 52,000		Tualatin	OR
SHN Engineers & Geologists, Inc.	EIT	\$ 50,000		Coos Bay	OR
Adkins Consulting Engineers LLP	Engineer	\$ 50,000		Klamath Falls	OR
ZCS Engineering, Inc.	Engineer	\$ 50,000		Klamath Falls	OR
		\$ 48,000		Portland	OR
Adkins Consulting Engineering LLP	Drafting Intern	\$ 47,000		Klamath Falls	OR
Anderson Engineering & Surveying	Engineering Technician	\$ 35,360		Lakeview	OR
Rocky Mountain Construction	QCT		\$ 33	Klamath Falls	OR
ZCS Engineering & Architecture	Structural Designer			Klamath Falls	OR
Shade10 Industries	Co-owner			Klamath Falls	OR
AKS Engineering & Forestry LLC	Civil Engineering Intern		\$ 23	Tualatin	OR
Krazan and Associates	EIT			Tacoma	WA
E & S Engineers and Surveyors, Inc.	Engineer in Training			Yreka	CA
Tierra Group International	Staff Engineer I			Salt Lake City	UT
Barghausen Consulting Engineers	Design Engineer			Klamath Falls	OR
Oregon Department of Transportation	Associate Engineer 1			Medford	OR
Auerbach Engineering Corporation	Staff Engineer		\$ 29	Tahoe City	CA

Mountain View Window & Door	Sales associate			Medford	OR
Jacobs	Civil Engineer I			Portland	OR
Pending					
small structural engineering firm					OR
SHN Engineers & Geologists, Inc.	STAFF CIVIL ENGINEER			Klamath Falls	OR
NA	NA				
ZCS Engineering & Architecture	Structural Engineering Technician			Grants Pass	OR
Teichart	Project Engineer			Roseville	CA
GEP	Oregon Department of Transportation			Portland	OR
OBEC, a DOWL LLC Company	Roadway Designer			Klamath Falls	OR
	Median Salary:	\$ 60,000			
Kiewit	Structural Engineer	\$ 72,000		Denver	CO
Black & Veatch	Civil/Structural Engineer I	\$ 68,000		Lake Oswego	OR
JACOBS	Traffic/Transportation Engineer	\$ 65,333		Portland	OR
LDC, Inc.	Design engineer	\$ 63,000		Woodinville	WA
Otak Inc.	Civil Engineer Designer, EIT	\$ 55,000		Vancouver	WA
Morrison Maierle	Bridge Engineer, EIT	\$ 55,000		Helena	MT
Structural Solutions Inc	Structural Designer	\$ 51,000		Jacksonville	OR
Jackson County	Engineering Associate	\$ 50,500		Central Point	OR
Carlson Testing				Tigard	OR
OTAK				Vancouver	WA
K2 structural				Reno	NV
	Median Salary:	\$ 59,000			
St. Charles Health System, Inc.	Relief Ultrasound Technologist		\$ 37	Prineville	OR
GDH Enterprises	Supervisor			Las Vegas	NV
Boise State University	Financial Aid counselor	\$ 42,000		Boise	ID
Oakdale Golf and Country Club	Marketing manager/Event coordination			Oakdale	CA
The Walt Disney Company	Custodial	\$ 31,200		Anaheim	CA
The Carle Foundation	Nuclear Medicine Technologist		\$ 25	Champaign	IL
Klamath Falls City School District	Career Pathways Navigator			Klamath Falls	OR
AmeriCorps	School Age Learning Center Mentor			Fargo	ND
Riddle Elementary School	Special Education Teacher			Roseburg	OR
Burks Construction	Construction Superintendent			Woodland	CA
Micron Technology Inc.	Content Writer		\$ 13	Klamath Falls	OR

Mazama High School	Assistant Women Soccer Coach			Klamath Falls	OR
	Median Salary:	NA			
McAfee	Software Engineer in Test	\$ 85,000		Hillsboro	OR
Mentor Graphics	Associate Rotation Engineer	\$ 84,000		Wilsonville	OR
Garmin	Hardware Design Engineer	\$ 67,000		Olathe	KS
IGT	Software Engineer	\$ 64,000		Reno	NV
Audix Microphones (audixusa.com)	Firmware Engineer	\$ 60,000		Wilsonville	OR
Garmin AT	Software Engineering Intern	\$ 46,000		Salem	OR
DWFritz	Applications Technician	\$ 37,440		Portland	OR
Intel Corporation	Software Engineer			Hillsboro	OR
Hamilton	Firmware Engineer				
Intel					
IMI Logistics	Automation Engineer			Grand Rapids	MI
Datto, Inc	Associate Software Engineer			Portland	OR
3D Systems Corporation	System Test Technician			Portland	OR
IMI Logistics	Automation Engineer			Grand Rapids	MI
	Median Salary:	\$ 64,000			
Kaiser Permanente	Dental hygienist	\$ 85,000		Salem	OR
Pioneer Dental Group	Registered Dental Hygienist	\$ 83,200		Oregon City	OR
Point Monitor Corp, Bread Crumbs LLC	Software Engineer	\$ 83,000		Lake Oswego	OR
Dental Hygienist	Dental hygienist	\$ 80,000		Bellevue	WA
Advantage Dental	RDH	\$ 79,000		Eagle Point	OR
Hunsaker Dental	Dental Hygienist	\$ 76,960		Salem	OR
Mountain View Dental	Dental Hygienist	\$ 75,000		Denver	CO
Dr. Perkiomaki	Dental Hygienist	\$ 68,000		Portland	OR
Dental Practice	RDH	\$ 65,000		Anchorage	AK
Private Dental practice	Dental hygienist	\$ 64,000		Bend	OR
Carrington college	Dental hygiene instuctor	\$ 62,400		Boise	ID
Dentist Office	Dental Hygienist	\$ 60,000		Lake Oswego	OR
	Dental Hygienist RDH, BS	\$ 40,000	\$ 36		
Contemporary family dentistry	Lead hygienist	\$ 40,000		Bend	OR
San Joaquin Valley College	Clinical Dental Hygiene Instructor	\$ 38,500	\$ 40	Visalia	CA

	Retail Specialist	\$ 13,000	\$ 12	Klamath Falls	OR
Millard Dental	Dental Hygienist		\$ 90	Klamath Falls	OR
Wedgewood Dental Center	RDH		\$ 52	Seattle	WA
Portola Dental	dental hygienist		\$ 50	Palm Desert	CA
Drs Vert, Ryu, Bautista	RDH		\$ 50	Eureka	CA
Medical Dental Temping	Dental Hygienist		\$ 45	Quantico	VA
Private Dental Practice	Dental hygienist		\$ 40	Portland	OR
Private Dental Practice	RDH		\$ 40	La Grande	OR
Aspen Dental	RDH		\$ 38	Medford	OR
Dr. Christopher Becke	RDH		\$ 37	Newburg	OR
Dr. Pratt Dentistry	Dental Hygiene		\$ 36	Pendleton	OR
Dr. Tanner	RDH		\$ 36	Central Point	OR
Complete Dental Care	RDH		\$ 36	Albany & Corvallis	OR
Bao Pham DMD, Pham Dental Care	Dental Hygienist		\$ 30	Beaverton	OR
Boys and Girls Club	Dental Assistant		\$ 14	Salem	OR
Under Armour	Sales Associate		\$ 10	Woodburn	OR
	RDH				
NA	RDH			Spokane	WA
	Rdh			Rockford	IL
Private Dental Practice	RDH			Temecula	CA
Modern Dental Care	Dental Hygienist			Medford	OR
NA	NA				
	RDH				
	RDH				
NA	NA				
General Dentistry Practice	Registered Dental Hygienist			Chico	CA
Aspen Dental	RDH			Springfield	OR
NA	Dental Hygienist			Mount Shasta	CA
NA	NA				
NA	Hygienist			Medford	OR
NA	Registered Dental Hygienist			Bend	OR
Smiles Dental	Dental Hygienist			Salem	OR

Sacramento City College	Assistant Professor			Sacramento	CA
	Dental Hygienist			Keizer	OR
	RDH				
Keizer Family Dental	Dental Hygienist			Keizer	OR
	RDH				
	RDH				
White Bird Dental Clinic	Dental Hygienist			Eugene	OR
Ferrin Periodontics & Modern Dental	Hygienist when licensure comes in. Until then assisting in office as			Medford	OR
Dr. Mark E. Jensen	Dental Hygienist			Bend	OR
NA	RDH				
Ryan Johnstun	Dental Hygienist			Darrington	WA
	Dental Hygiene Assistant			Klamath Falls	OR
Balfour Dental	Registered dental hygienist			Brentwood	CA
NA	NA				
TBD	TBD				
	RDH				
NA	Dental Hygienist			Oklahoma City	OK
	RDH				
Fountain Valley Dental	Dental Hygienist			Molalla	OR
					OR
	Dental Hygienist			Bend	OR
David Willis	Dental Hygienist			Salem	OR
	RDH				
	RDH				
	RDH				
NA	RDH				
Dutch Bros	Barista			Salem	OR
Kwon and Jabbour Dental	Registered Dental Hygienist			Walnut Creek	CA
Arttime & Wherley Family Dentistry and Dr. Larry Osborne DMD	Dental hygienist			Decatur	IL

Samaritan North Lincoln Hospital	Diagnostic Medical Sonographer	\$ 32,000	\$ 33	Lincoln City	OR
FUNTOM SPECIALIST MEDICAL DIAGNOSTIC CENTRE	SONOGRAPHER	\$ 7,000		ISOLO	
Swedish Medical Group	SONOGRAPHER		\$ 53	Seattle	WA
South Shore Health System	Ultrasound Supervisor		\$ 52	Weymouth	MA
OHSU	Ultrasound technician		\$ 46	Portland	OR
St John Medical Center	Sonographer		\$ 46	Longview	WA
Kaiser Permanente	Sonographer		\$ 44	Baltimore	MD
St. Joesph Hosptial	Ultrasound Technician		\$ 43	Eureka	CA
Kaiser Permenante	Sonographer		\$ 43	Portland	OR
Providence Alaska Medical Center	Sonographer		\$ 40	Anchorage	AK
Oregon Imaging Center	Sonographer		\$ 40	Eugene	OR
OHSU	Ultrasound Tech		\$ 39	Portland	OR
Salmon Creek Medical Center	Sonographer		\$ 39	Vancouver	WA
Albany General Hospital	Sonographer		\$ 39	Albany	OR
Silverton Hospital	Sonographer		\$ 38	Silverton	OR
St. Charles Health System, Inc.	Relief Ultrasound Technologist		\$ 37	Prineville	OR
Alaska Native Medical Center	Sonographer		\$ 37	Anchorage	AK
Mid Columbia Medical Center	Sonographer		\$ 37	The Dalles	OR
EPIC Medical Center	Sonographer		\$ 36	Portland	OR
Salem Hospital	Sonographer		\$ 36	Salem	OR
Tallahassee Memorial Healthcare	MFM Sonogrpber		\$ 35	Tallahassee	FL
Legacy Medical Group	Ultrasound Technologist		\$ 35	Tualatin	OR
St. Charles medical center	Ultrasound Tech		\$ 33	Bend	OR
Asante	Diagnostic Medical Sonographer		\$ 32	Grants Pass	OR
Asante Rogue Regional Medical Center	Sonographer		\$ 32	Medford	OR
Asante Three Rivers Medical Center	Ultrasound Technologist		\$ 32	Grants Pass	OR
Touro Infirmary Foundation	Sonographer		\$ 32	New Orleans	LA
Clement Zablocki VA Medical Center	Sonographer		\$ 30	Milwaukee	WI
Nemours Childrens Clinic	Sonographer			Pensacola	FL
Good Samaritan	Ultrasound Technician			Corvallis	OR
Samaritan Albany General Hospital	Sonographer			Albany	OR
Precision Ultrasound LLC	Full Time Sonographer			Denver	CO
Providence Health and Services	Ultrasound Technologist			Portland	OR
NA	NA				
Kootenai Health	Ultrasound Tech			Saint Maries	ID
Asante	Sonographer			Medford	OR

St. Charles Health System	Ultrasound Tech			Bend	OR
	Ultrasound Technologist				HI
Renown Regional	Ultrasound Technologist			Reno	NV
Providence St. Mary Medical Center	Diagnostic Medical Sponographer			Walla Walla	WA
Renown Health	Registered Diagnostic Medical Sonographer			Reno	NV
Albany General Hospital	Ultrasound Tech			Albany	OR
NA	NA				
	Median Salary:	\$ 70,000			
Mayo Clinic	Cardiac Sonographer	\$ 125,000		Scottsdale	AZ
The University of Alabama at Birmingham	Manager of Echocardiography Services	\$ 104,670		Birmingham	AL
Nemours Children's Hospital Cardiac Center	Sonographer Education Coordinator	\$ 100,000		Orlando	FL
Springhill Medical Center	Department Manager	\$ 100,000		Mobile	AL
The Queen's Medical Center	Cardiac/Vascular Sonographer	\$ 95,000		Honolulu	HI
University Hospital: University of New Mexico	Sonographer	\$ 91,250		Albuquerque	NM
Cleveland Clinic Children's	Supervisor of the Non-Invasive Lab in Pediatric Cardiology	\$ 90,000		Cleveland	OH
Alvin Community College	Clinical director and instructor	\$ 90,000		Alvin	TX
Renown Health	Cardiac/Vascular Sonographer	\$ 74,880		Reno	NV
Centra	Echo Educator	\$ 73,000		Lynchburg	VA
Hoag	Cardiac/Vascular Sonographer	\$ 72,800		Newport Beach	CA
St. Mary's Hospital	Echocardiographer	\$ 72,000		Reno	NV
Baylor college of medicine	Cardiovascular research sonographer	\$ 71,000		Houston	TX
Providence	Cardiac Sonographer	\$ 68,640		Portland	OR
Peacehealth	Cardiac Sonographer	\$ 67,226		Spingfield	OR
Rogue Cardiac Studies	Registered Diagnostic Cardiac Sonographer	\$ 65,000		Medford	OR
Peacehealth	Cardiac Sonographer	\$ 65,000		Vancouver	WA
Banner Health	Echocardiologist	\$ 65,000		Greeley	CO
St. Luke's Health System	REGISTERED DIAGNOSTIC CARDIAC SONOGRAPHER	\$ 63,752		Boise	ID
Bay Area Hospital	Ultrasonographer I	\$ 62,920		Coos Bay	OR
University of Utah Health	Echocardiographer	\$ 62,400		Salt Lake City	UT
Heart & Vascluar Diagnostic Clinic	Technical Director	\$ 60,000		Lufkin	TX
Saint Mary's Regional Medical Center	Echocardiographer	\$ 60,000		Reno	NV
Echovision Inc.	Echocardiographer	\$ 59,520		Portland	OR
Timothy Taber	Cardiac/Vascular Sonographer	\$ 58,240		Salem	OR

Echovision Inc.	Echocardiographer	\$ 58,240		Portland	OR
Hoag Memorial Hospital	Cardiac Sonographer	\$ 50,000	\$ 32	Newport Beach	CA
Fairfield Medical Center	Cardiovascular Sonographer	\$ 45,000		Lancaster	OH
John Peter Smith Hospital	Cardiac Monitor Tech	\$ 29,120		Fort Worth	TX
St. Lukes Health Network	Cardiac Sonographer		\$ 48	Boise	ID
Providence Health and Services	Cardiac Sonographer		\$ 48	Everett	WA
Prime Healthcare	Echo Tech		\$ 40	Redding	CA
Providence St Peter Hospital	Echocardiographer		\$ 34	Olympia	WA
Adventist Health	Echocardiographic Tech		\$ 34	Portland	OR
T2 Imaging	Cardiac Sonographer		\$ 33	Salem	OR
HCA	Echo Tech		\$ 32	Fort Worth	TX
Asante Rogue Regional Medical Center	Cardiac Sonographer		\$ 32	Medford	OR
Nationwide Children's Hospital	Pediatric cardiac sonographer		\$ 32	Columbus	OH
T2 Imaging	Cardiac Sonographer		\$ 30	Salem	OR
King's College Hospital London	Cardiovascular Sonographer			Dubai	
Northeast Georgia Medical Center	CVT Technologist			Braselton	GA
Providence Health and Services	echo tech			Olympia	WA
Saint Marys Medical Center	Echo Tech			Reno	NV
Tucson Medical Center	Cardiac Sonographer			Tucson	AR
Lake City Medical Center	Supervisor			Lakecity	FL
St Mary's	Echo Tech			Reno	NV
Renown Regional Medical Center	Ultrasound Technician			Reno	NV
NA	NA				
Hamilton Medical Center	Cardiac sonographer			Dalton	GA
St. Luke's Health System	Echo Tech			Boise	ID
NA	NA				
Renown Health	Echocardiographer			Reno	NV
UCSD Sulpizio Cardiovascular Center	Research Cardiac Sonographer			San Diego	CA
ECHO VISION INC	Echocardiographer			Portland	OR
Nebraska Heart Institute and Heart Hospital	Cardiovascular Technologist			Lincoln	NE
St Luke's Medical Center	Cardiac sonographer			Boise	ID
Providence Health and Services	Echocardiographer			Portland	OR
	Median Salary:	\$ 67,226			

Lawrence Livermore National Laboratory	Electro-Optical Engineer	\$ 102,000	Livermore	CA
Intel Corporation	Hardware Engineer	\$ 100,000	Hillsboro	OR
Clackamas Electrical Systems Inc.	Lead Technician	\$ 87,360	Oregon City	OR
Mentor Graphics	Associate Rotational Engineer	\$ 84,000	Wilsonville	OR
Columbus Technologies	Electrical Engineer II	\$ 83,300	Pasadena	CA
Garmin International	Aircraft systems engineer 2	\$ 76,000	Salem	OR
Black & Veatch	Electrical Engineer	\$ 75,075	Lake Oswego	OR
JouleSmart	Energy Engineer	\$ 75,000	Tualatin	OR
John Deere	Product Engineer 1	\$ 75,000	Dubuque	IA
Black & Veatch	Electrical Engineer	\$ 75,000	Lake Oswego	OR
HP Inc.	Manufacturing Engineer	\$ 72,700	Corvallis	OR
ASML	Field service engineer	\$ 70,720	Hillsboro	OR
Rockwell Collins	System Engineer	\$ 69,000	Cedar Rapids	IA
Leidos	Electrical Engineer	\$ 67,000	Portland	OR
The Boeing Company	Electrical design Engineer	\$ 67,000	Huntsville	AL
Clarios	Engineering Technician	\$ 66,000	Canby	OR
Cascade Controls	Electrical Engineer	\$ 65,000	Troutdale	OR
Olsson Industrial Electric	Junior Electrical Engineer	\$ 65,000	Springfield	OR
Roseburg Forest Products	Automation Engineer	\$ 65,000	Dillard	OR
Aubrey Silvey Enterprises Inc.	Graduate Engineer Trainee	\$ 65,000	Bend	OR
Rigado	Field Application Engineer	\$ 65,000	Portland	OR
Advanced Semiconductor Materials (ASM)	Field Service Engineer II	\$ 63,000	Hillsboro	OR
Bradford Consulting Engineers	Electrical Engineer	\$ 63,000	Tualatin	OR
Apricity	ASSISTANT ENGINEER	\$ 62,500	Bend	OR
Rodgers Instruments	Electrical Engineer	\$ 62,400	Hillsboro	OR
Biotronik, Inc./Micro Systems Engineering, Inc	Technical Specialist	\$ 62,000	Lake Oswego	OR
Pearl Harbor Naval Shipyard & IMF	Nuclear Engineer	\$ 61,700	Honolulu	HI
Bonneville Power	Electrical Engineer	\$ 60,000	Portland	OR
Audix USA	Instrument Technician	\$ 60,000	Wilsonville	OR
ASML	field engineer	\$ 60,000	Hillsboro	OR
Siemens Corporation	Technical Sales Engineer	\$ 60,000	Beaverton	OR
Intel Corporation		\$ 57,000	Hillsboro	OR
Air Force Research Laboratory	Radiation Characterization Research Engineer	\$ 55,000	Albuquerque	NM
F. Winsteel Excavation	unknown until they decide where they need me	\$ 55,000	Eugene	OR
Ampcus	Component Engineer I	\$ 52,000	Tualatin	OR
intel	Technicain or Engineer	\$ 52,000	Aloha	OR
US Army Corps of Engineers - Portland District	Electrical Engineer	\$ 50,000	Portland	OR

United States Navy	Electrical Engineer	\$ 47,000		Bremerton	WA
U.S. Army Corps of Engineers	Electrical Engineer	\$ 46,900		Portland	OR
SpecWerkZ LLC.	Compliance Engineer	\$ 44,000		Hillsboro	OR
Interstate Electric Supply	Quotations Specialist	\$ 41,600		Boise	ID
NA	NA	\$ 40,000			
Bonneville Power Administration	Power Systems Control Field Engineer			Eugene	OR
JouleSmart	Electrical Engineer			New York	NY
NorthWest Renewable Energy Corporation	Director of Engineering			Mcminnville	OR
Mott MacDonald	Electrical Engineer				
NA	NA				
Power Source Company	Electrical Engineer				
Axiom Telecom	Engineering Services			Al-Khobar Governorate	
Biamp Systems	Manufacturing Engineer			Tigard	OR
Raytheon missile systems	Software engineer			Al-Riyadh	
Hitachi High Technologies	Field Service Engineer				
Intel	Production Engineer			Tempe	AZ
Qorvo, Inc.	Product Engineer			Hillsboro	OR
Industrial ENET	Electrical Engineer			Wilsonville	OR
Flir Systems	Manufacturing technician				
Department of Defense	Electronics Engineer			Columbus	OH
ASM	Field Service Engineer			Hillsboro	OR
Linx Technologies	Electrical Engineer			Merlin	OR
Washington County Central Dispatch	Data Analyst			Hillsboro	OR
Micro Systems Engineering GmbH	Production Specialist			Lake Oswego	OR
Collins Aerospace	Electrical Engineer			Cedar Rapids	IA
Tokyo Electron	Field Engineer			Beaverton	OR
Eaton	Field Engineer			Portland	OR
SSOE Group	Electrical Engineer			Hillsboro	OR
PacifiCorp	Student Engineer			Portland	OR
FST Technical	Field Service Engineer			Hillsboro	OR
NA	NA				
FLIR	Electronic Designer		\$ 18	Wilsonville	OR
Matthews Automation Solutions	Electrical Engineer			Wilsonville	OR
MLD Technologies, LLC	Thin film process engineer			Eugene	OR
Air Force Research Laboratory				Albuquerque	NM

ArcSine Engineering	Staff Engineer			Redding	CA
Senva, Inc.	Design Engineer			Beaverton	OR
Canyon Consulting	Junior Electrical Engineer			Klamath Falls	OR
USNR	Controls/Automation Engineer				
Intel Corporation	Engineering Technician			Hillsboro	OR
Tektronix	Applications Engineer			Beaverton	OR
Intel Corporation	Quality And Reliability Engineer			Beaverton	OR
Hitachi	Field Engineer			Hillsboro	OR
Lam Research Corporation	Test Engineer			Tualatin	OR
Integrated Surveillance and Defence (ISD)	Electrical Engineer			Wilsonville	OR
POWER Engineers, Inc.	Engineer I			Portland	OR
				Wilsonville	OR
Carnegie Mellon					
				Wilsonville	OR
Portland State University	Electrical Engineering			Portland	OR
	Median Salary:	\$	64,000		
Lam Research Corporation	Pilot Engineering Technician IV	\$	67,000	Tualatin	OR
Advantest America	Field Service Engineer	\$	60,000	Hillsboro	OR
AudioControl	Engineering Technician	\$	52,000	Seattle	WA
Maxim Integrated	Process Engineering Tech	\$	48,000	Beaverton	OR
Intel	Power Thermal Performance Engineer			Hillsboro	OR
Intel	Technician			Hillsboro	OR
Tokyo Electron America	Field Service Engineer		\$ 26	Hillsboro	OR
Intel Corporation	Manufacturing Technician			Hillsboro	OR
Sperkz	Compliance Electrical Engineer			Hillsboro	OR
Lam Research	Electrical Engineer			Tualatin	OR
	Median Salary:		NA		
Mentor Graphics	Associate Rotation Engineer	\$	84,000	Wilsonville	OR
Mentor Graphics	QA Test Engineer	\$	80,000	Wilsonville	OR
Alltrax Inc	Embedded Engineer	\$	62,000	Grants Pass	OR

Ravensclaw, Inc.	Software Engineer (firmware)	\$ 60,000		Medford	OR
Oregon Tech	CSET Lab Manager	\$ 51,000		Klamath Falls	OR
FLIR Systems, Inc.	Contract Software Engineer	\$ 45,760		Wilsonville	OR
DWFritz	Applications Technician	\$ 37,440		Portland	OR
Rogue Marketing Pros	Contract Web Designer			Medford	OR
WachsField Technologies	Automation Engineer			Portland	OR
LO3 Energy	Jr. Embedded Systems Engineer		\$ 30	Portland	OR
US Army Corps of Engineers	Automation Systems Engineer II			Portland	OR
Digimarc	Embedded Software Engineer			Beaverton	OR
	Median Salary:	\$ 60,000			
Hillsboro Fire Dept.	Lieutenant	\$ 90,000		Hillsboro	OR
City of Hillsboro	Paramedic Firefighter	\$ 76,000		Hillsboro	OR
Tualatin Valley Fire and Rescue		\$ 75,000			
Clark County Fire District 3	Firefighter/Paramedic	\$ 75,000		Brush Prairie	WA
Tualatin Valley Fire and Rescue		\$ 70,000			
Portland Fire Dept		\$ 69,000			
Columbia River Fire		\$ 69,000			
City of Eugene- Eugene Springfield Fire	Firefighter/ paramedic	\$ 61,810		Eugene	OR
Adventist Health		\$ 56,000			
AMR		\$ 53,000			
AMR Multnomah County		\$ 52,596			
AMR Multnomah County		\$ 52,596			
Metro West Ambulance	Paramedic	\$ 50,000		Hillsboro	OR
AMR	Paramedic	\$ 50,000		Portland	OR
MetroWest		\$ 43,000			
Sheridin Fire		\$ 40,000			
Life Flight Network	Paramedic	\$ 38,480		Portland	OR
Centria Healthcare	Behavior Technical			Beaverton	OR
Salem Fire					
Polk County Fire	EMT - Paramedic				
Eugene/Springfield Fire	EMT			Eugene	OR
Tualatin Valley Fire and Rescue					
AMR	EMT - Paramedic				
unknown	EMT - Paramedic				
Woodburn Ambulance	EMT - Paramedic				
Medic West Las Vegas	EMT - Paramedic				

East Pierce County Fire	EMT - Paramedic				
AMR	EMT - Paramedic				
AMR	EMT - Paramedic				
AMR	EMT - Paramedic				
Sandy Fire District 72	Firefighter/Paramedic			Sandy	OR
Kenniwick Fire Dept	EMT Paramedic				
AMR	EMT - Paramedic				
Klickitat County			\$25/hr		
unknown	EMT - Paramedic				
Wake County EMS	EMT - Paramedic				
				Rexburg	ID
				Wilsonville	OR
				Wilsonville	OR
	Median Salary:	\$ 56,000			
Feral Filaments	Owner and Managment	\$ 42,000		Klamath Falls	OR
U.S. Forest Service	Forestry Technician	\$ 40,000		Chiloquin	OR
USDA Forest Service	Biological Science Technician (Wildlife)	\$ 36,000		Klamath Falls	OR
U.S. Forest Service	Wildlife Technician	\$ 33,949		Oakridge	OR
USDA Forest Service	Biological Technician	\$ 33,280		Klamath Falls	OR
USDA Forest Service	Biological Science Technician	\$ 29,182		Klamath Falls	OR
USGS	Biological Science Technician	\$ 24,003		Klamath Falls	OR
Klamath Tribes	Hydro Science Tech			Chiloquin	OR
US Geological Service	Biologic Science Technician			Klamath Falls	OR
Adkins Consulting Engineering, LLP	Full Time/Temporary position		\$ 19	Klamath Falls	OR
Bureau of Land Management	Rangeland Technician			Susanville	CA
Bureau of Land Management	Biological Science Technician			Klamath Falls	OR
Green Savers	Home Energy Efficiency Intern		\$ 13	Bend	OR
ENPLAN	Field Biologist			Redding	CA
United States Geological Survey	Hydrologic Technician			Klamath Falls	OR
	Median Salary:	\$ 33,949			
Wildish	Project Engineer	\$ 63,600		Newberg	OR
SHN Engineers & Geologists, Inc.	Surveyor	\$ 47,000		Coos Bay	OR
OTAK				Gearhart	OR

		Median Salary:	NA		
NorthStar	Assistant Surveyor	\$	66,560		Chico CA
Bureau of Land Management	Survey tech / cadastral surveyor (once I get my degree to them)	\$	64,000		Portland OR
Duryea & Associates	Project Manager/Geomatics	\$	62,400		Spokane WA
Rogers Surveying Inc.	Land Surveyor	\$	60,000		Richland WA
Hickman Williams & Associates	Survey Technician	\$	58,240		Bend OR
Parametrix	Surveyor I	\$	55,000		Bend OR
Oregon Department of Transportation	Survey Analyst	\$	53,820		Bend OR
Azimuth Surveying	Rodman	\$	50,000		Salem OR
SHN Engineers & Geologists, Inc.	Surveyor	\$	47,000		Coos Bay OR
Bureau of Land Management	Land Surveyor	\$	42,000		Canon City CO
BLM	Cadastral Land Surveyor	\$	40,000		Reno NV
Cascade Timber Consulting, Inc.	Surveyor	\$	40,000		Sweet Home OR
Oregon Tech	Student worker/temp	\$	11,000	\$ 11	Wilsonville OR
Mark Thomas	Surveyor				Sacramento CA
Neathamer Surveying, Inc.	Crew Chief/Intern				Medford OR
Lane County					OR
		Median Salary:	\$ 53,820		
Renown Health	Contract Specialist	\$	53,373		Reno NV
Synergy Medical Systems	Territory Manager	\$	40,000		Bend OR
Bellevue Healthcare	Rehab Sales Coordinator for "Derek Kruse ATP SMS"	\$	38,000		Milwaukie OR
Washington State Department of Transportation	Human Resources Consultant Assistant 2	\$	34,000		Olympia WA
NA	NA				
Vancouver Comfort Keepers	Client Care Management				Vancouver WA
Providence Health & Services	Patient Relations Representative				Portland OR
Sky Lakes Medical Center	Quality Management Assistant/ Medical Staff Assistant			\$ 12	Klamath Falls OR
Pacific Women's Center	Administrative Scheduler				Eugene OR
		Median Salary:	NA		
Nihon Kohden	Project Manager	\$	90,000		Irvine CA
Columbia Memorial Hospital	Medical Group Project Manager	\$	75,000		Astoria OR
Idaho Health Data Exchange	Support Lead	\$	60,000		Boise ID
Western IRB	IRB Operations Specialist	\$	56,000		Puyallup WA
		Median Salary:	\$ 67,500		
Lucile Packard Children's Hospital Stanford	MRI Technologist	\$	120,000		Palo Alto CA

Inland Imaging	MRI Technologist	\$ 78,000		Spokane	WA
	Median Salary:	NA			
Kaiser Permanente	Business Consultant Analyst Intermediate	\$ 62,000		Hillsboro	OR
Asante	Epic Analyst	\$ 60,000		Medford	OR
Huron	Analyst	\$ 60,000		Lake Oswego	OR
SMG	Authorization Lead	\$ 60,000		Tigard	OR
Klamath Basin Behavioral Health	BI Analyst	\$ 60,000		Klamath Falls	OR
Women's Care	Health Informatics Specialist	\$ 52,000		Eugene	OR
Kaiser Permanente	Information Systems Analyst Intern	\$ 48,880		Portland	OR
Clinical Application Specialist	Mosaic Medical	\$ 45,000			
Northwest Surgical Specialists	IT Specialist	\$ 42,640		Springfield	OR
Willamette Valley Transport	Safety Program Manager	\$ 33,280		Clackamas	OR
Kaiser Permanente	Data Information Management and Enhancement Intern			Portland	OR
WellMed Medical Management	Risk Adjustment, Data Analyst			San Antonio	TX
Montana Primary Care Association	Data Analyst			Helena	MT
Cascade Comprehensive Care Inc.	Health Informatics Database Analyst			Klamath Falls	OR
Cascade Health Alliance	database analyst / Health Informatics			Klamath Falls	OR
Kaiser Permenente	IT Systems Administrator - Applications			Portland	OR
Kaiser Permanente	Business Operations Analyst		\$ 10	Hillsboro	OR
NeighborWorks Umpqua	Information Technology Technician			Sutherline	OR
Trifoia	Operations Support		\$ 19	Eugene	OR
Department of Veterans Affairs	IT Specialist			Portland	OR
	Median Salary:	\$ 56,000			
State of Oregon	ISS4	\$ 78,000		Salem	OR
Intel Corporation	Application Developer	\$ 74,500		Hillsboro	OR
	Software Engineer	\$ 70,000		Portland	OR
Raytheon Company	System Administrator	\$ 65,000		Tucson	AZ
Tripwire, inc	MSE	\$ 65,000		Portland	OR
Veterans Administration	System Security Analyst	\$ 60,000		White City	OR
Smart Tech solutions - Ohner	Self Employed	\$ 60,000		Corvallis	OR
Wasco County	Database Administrator/Programmer Analyst	\$ 56,026		The Dalles	OR
Infinedi	Software Developer	\$ 55,000		Tulsa	OK
Bay Area Hospital	Computer Network Technician	\$ 53,331		Coos Bay	OR
Corbett School District	Technology Director	\$ 50,000		Corbett	OR
Cascade Comprehensive Care, Inc	IT Systems Administrator	\$ 50,000		Klamath Falls	OR
Wells Fargo	Research Remediation Analyst	\$ 49,130		Beaverton	OR

Stacy and Dennis IT Solutions	Network Engineer	\$ 48,000		Klamath Falls	OR
Precision Castparts Corp.	PC Technician / Desktop Support	\$ 45,000		Portland	OR
Carisbrook technology services llc	Computer Help Desk Specialist	\$ 37,440		Wilsonville	OR
TCG	E-Test Specialist	\$ 30,000		Portland	OR
Self-Employed	Freelance Graphic Designer			Al-Dammam	
Intel Corporation	Software Engineer			Hillsboro	OR
Self	Cryptocurrency Miner				OR
Amazon	QA Engineer			Seattle	WA
Beaverton School District	Technology Support Specialist			Beaverton	OR
Adidas	Business Analyst			Portland	OR
JH Kelly	IT Technician			Longview	WA
Umpqua Bank	DBA			Portland	OR
Seattle Children's	Resp. Therapist			Seattle Children's	WA
JELD-WEN	Project Coordinator			Klamath Falls	OR
City of Eugene	Business Analyst			Eugene	OR
Fred Meyer	Bookkeeper PIC			Portland	OR
NA	NA				
Providence Health & Services	Sr End User Support Admin, Lead			Scappoose	OR
Portland Community College	IT Specialist			Portland	OR
T-O Engineers	Staff Engineer			Klamath Falls	OR
NA	Intern			NA	PA
Emerald Technology Group	Tier 1 Technician			Springfield	OR
T-Mobile	Unix Intern			Seattle	WA
Nike, Inc - Contract ends when I graduate (it's been 12 months)	IT Person			Beaverton	OR
Providence St. Joseph Health	Pharmacy Data Analyst			Portland	OR
TechHeads	Help Desk Technician				
BenefitElect, Inc.	Jr. System Analysis			Medford	OR
Oregon Department of Justice	Database Administrator			Portland	OR
TEKsystems - IT Staffing	Help Desk Technician		\$ 22	Portland	OR
Oregon Tech	Team Lead			Klamath Falls	OR
Amazon Fulfillment	Sort Associate			Hillsboro	OR
Huron	Software Engineer			Hillsboro	OR
CRGT, Inc.	Area Practice Delivery Leader			Portland	OR
Westside: A Jesus Church	IT Coordinator			Portland	OR
ImpactNW	System Technician			Estacada	OR

Conduent	Apple Support		\$ 15	Tigard	OR
	Median Salary:	\$ 55,000			
Amazon	Senior engineer	\$ 250,000		Seattle	WA
Vestas America Wind Technologies	Site Manager	\$ 93,000		Dayton	WA
Oeco, LLC.	Manufacturing Engineer	\$ 70,000		Milwaukie	OR
Intel Corporation	Manufacturing Technician	\$ 67,000		Hillsboro	OR
Weyerhaeuser	Maintenance Planner	\$ 66,000		Cottage Grove	OR
Advanced Precision Anodizing	Manufacturing engineer	\$ 65,000		Wood Village	OR
Nortek Air Solutions	Manufacturing Engineer	\$ 63,000		Tualatin	OR
Daimler Trucks North America	Production Tech	\$ 60,000		Portland	OR
Intel Corporation	Manufacturing Engineering Technician	\$ 60,000		Hillsboro	OR
Intel	LTD Manufacturing Technician	\$ 58,000		Hillsboro	OR
Exotic Metals Forming	Manufacturing Engineer	\$ 57,000		Kent	WA
Intel	Manufacturing Technician	\$ 50,000		Hillsboro	OR
Ascentec Engineering	Manufacturing Engineer I	\$ 50,000		Tualatin	OR
Fremont Millwork	Project Engineer	\$ 36,000		Klamath Falls	OR
HP	Designer			Corvallis	OR
HP	Manufacturing Engineer			Corvallis	OR
Northwest Metal Fabrication	CNC Machinist			Richland	WA
McDonald's	Fryer		\$ 10		
The Boeing Company	NA			Seattle	WA
Shade10 Industries	Co-Owner			Klamath Falls	OR
Lam Research	Manufacturing Technician			Tualatin	OR
JELD-WEN	Group manager			Klamath Falls	OR
	Median Salary:	\$ 61,500			
Boeing	Test Engineer	\$ 91,000		Seattle	WA
Boeing	Civil Engineering Professional			Seattle	WA
Boeing	Operations Manager			Everett	WA
Boeing				Seattle	WA
Boeing				Seattle	WA
Boeing	Manufacturing Engineer			Seattle	WA

Johnson Crushers International	Manufacturing Engineer			Eugene	OR
Boeing	Manufacturing Engineer			Seattle	WA
	Median Salary:	NA			
Mid-Columbia Center for Living	Crisis Therapist	\$ 54,186		The Dalles	OR
Klamath Basin Behavioral Health	QMHP	\$ 47,000		Klamath Falls	OR
Phoenix Counseling Center	Counselor/Therapist	\$ 44,160		Phoenix	OR
Lutheran Community Services NW	Marriage and Family Therapist Intern	\$ 43,000		Klamath Falls	OR
	Median Salary:	NA			
The Boeing Company	Engineering manager	\$ 125,000		Seattle	WA
Boeing	Design Engineer	\$ 110,000		Everett	WA
The Boeing Company	Liaison Engineering	\$ 103,000		Everett	WA
Boeing	Tool Engineer	\$ 93,500		Everett	WA
The Boeing Company	Tool Engineer	\$ 90,000		Puyallup	WA
The Boeing Company	Liaison engineer	\$ 90,000		Everett	WA
The Boeing Company	Manufacturing Engineer	\$ 89,000		Everett	WA
Boeing	Manufacturing Engineer	\$ 87,000		Everett	WA
The Boeing Company	Manufacturing Engineer	\$ 87,000		Everett	WA
Boeing	Manufacturing Engineer II	\$ 83,668		Everett	WA
The Boeing Company	Manufacturing Engineering	\$ 78,000		Everett	WA
The Boeing Company	Manufacturing Engineer	\$ 78,000		Everett	WA
Northrop Grumman	vehicle engineer	\$ 77,000		Palmdale	CA
MacDonald-Miller Facility Solutions	Project Manager	\$ 76,000		Seattle	WA
Boeing	Design Engineer	\$ 75,000		Renton	WA
Boeing	Manufacturing Engineer	\$ 73,000		Everett	WA
The Boeing Company	Manufacturing Engineer Entry Level	\$ 73,000		Portland	OR
The Boeing Company	Manufacturing Engineer	\$ 73,000		Portland	OR
The Boeing Company	Product Review Engineer	\$ 73,000		St. Louis	MO
ESCO Group	Product Design Engineer	\$ 70,000		Portland	OR
Point Monitor	Software Developer 1	\$ 70,000		Lake Oswego	OR
Intel Corporation	Manufacturing Technician	\$ 67,000		Hillsboro	OR
Consolidated Metco, Inc.	Associate Design Engineer	\$ 65,750		Vancouver	WA
UTC Climate, Control & Security	Mechanical Engineer	\$ 65,000		Salem	OR
Kiewit	Engineer 1	\$ 65,000			
HP Inc.	Engineer	\$ 65,000		Corvallis	OR
Intel Corporation	Module engineer	\$ 65,000		Oregon	OR
Leupold & Stevens, Inc.	Product Design Engineer 2	\$ 65,000		Beaverton	OR
Daimler	Project Manager, Product Validation Engineering	\$ 65,000		Portland	OR

Peterson Pacific Corp	Product Engineer	\$ 63,000		Eugene	OR
IMI Logistics	Mechanical engineer	\$ 63,000		Phoenix	AZ
Potelco Inc.	Project Manager	\$ 62,500		Portland	OR
Nikon Precision Inc.	Field service engineer	\$ 61,380		Hillsboro	OR
HP Inc.	Fab Technician	\$ 60,902		Corvallis	OR
Pearl Harbor Naval shipyard and JME	Mechanical Engineer	\$ 60,600		Honolulu	HI
U.S. Army Corps of Engineers	Project Engineer	\$ 60,000		Portland	OR
British Petroleum	Mechanical Static Engineer	\$ 60,000		Jakarta	
Intel	LTD Manufacturing Technician	\$ 58,000		Hillsboro	OR
Hyundai Motor Manufacturing Alabama	Engine Quality Specialist	\$ 58,000		Montgomery	AL
JELD-WEN	Product Engineer	\$ 57,500		Klamath Falls	OR
Dynon avionics	Mechanical Engineer	\$ 57,000		Canby	OR
JELD-WEN	Product Engineer	\$ 56,000		Klamath Falls	OR
EMIT Technologies	Mechanical Engineer	\$ 55,000		Sheridan	WY
Tokyo Electron U.S. Holdings, Inc.	Field Service Engineer	\$ 54,080		Hillsboro	OR
Intel Corporation	Manufacturing Technician	\$ 53,000		Hillsboro	OR
Bulk Handling Systems	Product design	\$ 50,000		Eugene	OR
Sweed Machinery	Mechanical Engineer	\$ 50,000		Gold Hill	OR
Paladin	Manufacturing Engineer Specialist	\$ 49,999		Tualatin	OR
Daimler Trucks North America	Electronic Mobility Design	\$ 45,760		Portland	OR
Triad Magnetics	Design Engineer	\$ 45,000		Perris	CA
Intel Corporation	Manufacturing Technician	\$ 45,000		Hillsboro	OR
Techtronix	Intern	\$ 45,000		Beaverton	OR
Insomniac Events	Videographer	\$ 41,600		Seattle	WA
The Standard	Business Process Analyst	\$ 41,600		Portland	OR
Landscape	Supervisor	\$ 31,000		Klamath Falls	OR
Sanford Children's Clinic	Registrar	\$ 26,000		Klamath Falls	OR
Calvary Chapel Klamath Falls	Assistant Pastor	\$ 24,000		Klamath Falls	OR
Tokyo Electron U.S. Holdings, Inc.	Field Service Engineer		\$ 30	Hillsboro	OR
Warn Auto	MECOP Design Engineer Intern		\$ 24	Milwaukee	OR
Transcat	Calibration Technition		\$ 24	Vacaville	CA
Tektronix	MECOP Intern		\$ 22	Beaverton	OR
Garmin International	MECOP Intern		\$ 22	Salem	OR
Lanz Cabinets	Cabinet Designer (drafting)		\$ 18	Eugene	OR
Covanta	Engineering Intern		\$ 17	Kapolei	HI
NA	NA				
Boeing	Programmer Analyst			Everett	WA

Teague	Program Manager			Seattle	OR
Arcimoto	Mechanical Engineer			Eugene	RO
Boeing	Tool Engineer			Everett	WA
Columbia Helicopters	Product Quality Specialist			Aurora	OR
Boeing	Engineering Performance Coach			Seattle	WA
Interface Engineering	Mechanical Designer			Portland	OR
VersaLogic Corporation	Associate Mechanical Engineer			Tualatin	OR
The Boeing Co	Technical Designer			Seattle	OR
NA	NA				
Northwest Design	Project Engineer			Grants Pass	OR
Boeing	Mechanical Engineering - Technical Design			Mukilteo	WA
Boeing	Process Engineer Product Lifecycle Management			Everett	WA
Intel	Manufacturing Technician			Hillsboro	OR
Ingram Books	Warehouse worker			Roseburg	OR
HP				Corvallis	OR
Boeing	Manufacturing Planner			Seattle	WA
CLIMAX Portable Machining & Welding Systems	Machine Designer			Portland	OR
Boeing				Seattle	WA
Dassault Systemes	Senior Business Consultant			Seattle	WA
Boeing	Structural Design Engineer			Everett	WA
JELD-WEN	Designer			Klamath Falls	OR
Boeing	Structural Analyst			Seattle	WA
Cardinal Glass Industries	Intern			Hood River	OR
Starbucks	Shift Supervisor			Klamath Falls	OR
NA	NA				
Warn Industries	Design Engineer			Portland	OR
The Spaceship Company	Mechanical Systems Associate Engineer			Los Angeles	CA
Boeing	767 Wing Majors Manufacturing Manager			Seattle	WA
IMI Logistics					
Northrop Grumman Innovation Systems	Material Quality Engineer			Redmond	OR
Northwest Metal Fabrication	CNC Machinist			Richland	WA
Boeing	Mechanical Engineer			Seattle	WA
Boeing	Manufacturing Project Engineer			Seattle	WA
Precision Structural Engineering	Designer			Klamath Falls	OR
JELD-WEN	Product engineer			Klamath Falls	OR
The Boeing Company	Quality Organization			Everett	WA

Aptia Engineering	Production Operations Manager			Portland	OR
Milwaukee Elictronics	Manufacturing Engineer			Canby	OR
Kem Equipment, Inc	Mechanical/Manufacturing Engineer			Tualatin	OR
The Boeing Company	Manufacturing Engineer			Everett	WA
	Median Salary:	\$ 58,000			
Santiam Memorial Hospital	Medical Laboratory Scientist	\$ 63,544		Stayton	OR
Legacy Health	Medical technologist	\$ 63,000		Portland	OR
Providence Medical Center	Medical Laboratory Scientist	\$ 62,358		Medford	OR
PeaceHealth	Medical Technologist/generalist	\$ 62,000		Vancouver	WA
Providence Health and Services	Medical Technologist	\$ 62,000		Oregon City	OR
Legacy Healthcare	Medical Technologist	\$ 60,070		Portland	OR
Univ of Washington Medical Center	MLS I	\$ 60,000			
Salem Health Hospitals & Clinics	Medical Laboratory Scientist	\$ 58,406		Salem	OR
Saint Charles	Medical Technologist	\$ 58,136		Bend	OR
Bay Area Hospital	MLS	\$ 58,000		Coos Bay	OR
Providence	Medical Technologist	\$ 57,000		Hood River	OR
Salem Hospital	Medical Lab Scientist	\$ 56,000		Salem	OR
Providence Health and Services	Medical Technologist	\$ 56,000		Portland	OR
Saint Mary's Regional Medical Center	CLS I	\$ 56,000		Reno	NV
Sky Lakes Medical Center	Medical Laboratory Scientist	\$ 55,162		Klamath Falls	OR
Sanford Health	MLS	\$ 55,000		Bemidji	MN
St. Charles Health System	MLS	\$ 55,000		Bend	OR
Providence Health and Services	Toxicologist	\$ 55,000		Portland	OR
Salem Hospital	Medical Laboratory Scientist	\$ 53,700		Salem	OR
Albany General Hospital	MLS	\$ 53,000		Albany	OR
Providence Health & Services	Medical Technologist	\$ 52,000		Olympia	WA
Good Samaritan Regional Medical Center	Medical Laboratory Scientist	\$ 51,000		Corvallis	OR
Multnomah County	Medical Technologist	\$ 50,000		Portland	OR
Kaiser Permanente	Medical laboratory scientist		\$ 36	Portland	OR
Kaiser Permanente	MT		\$ 35	Clackamas	OR
St. Charles Health System	Medical Laboratory Scientist		\$ 32	Bend	OR
Hospital	Mls		\$ 31	La Grande	OR
Providence Portland Medical Center	Medical laboratory scientist		\$ 28	Portland	OR

Legacy	Medical Technologist		\$ 28	Silverton	OR
Samaritan Health Services	Medical Lab Scientist		\$ 28	Lebanon	OR
Portland VA	Medical laboratory scientist		\$ 27	Portland	OR
Samaritan Health Services	Medical Laboratory Scientist		\$ 27	Corvallis	OR
Willamette Valley Medical Center	Medical Technologist		\$ 27	McMinnville	OR
Renown	Clinical Lab Scientist		\$ 25	Reno	NV
The Doctors Clinic	Medical Laboratory Scientist		\$ 25	Salem	OR
St. Mary's Regional Medical Center	Clinical Laboratory Scientist I		\$ 25	Reno	NV
VA of Boise	Medical Technologist I		\$ 25	Boise	ID
Liberty Hospital	medical technologist		\$ 25	Liberty	MI
Legacy Health	Medical technologist			Tualatin	OR
Santiam Memorial Hospital	Medical Laboratory Technologist			Salem	OR
Legacy Emanuel	MLS			Portland	OR
Good Shepard Health	MLS			Hermiston	OR
Providence Hospital	MLS				OR
Saint Joseph Hospital	Medical Laboratory Scientist			Denver	CO
Prov Hood river	MLS			Hood River	OR
OHSU	MLS			Portland	OR
Bay Area Hospital	MLS			Coos Bay	OR
Salem Health	MLS			Salem	OR
Salem Clinic	MLS			Salem	OR
Asante Three Rivers	MLS			Grants Pass	OR
Providence Portland	MLS			Portland	OR
St. Charles Health System	Medical Laboratory Science			Bend	OR
St. Charles Health System	MLS			Bend	OR
Tacoma General	MLS				WA
Salem Health	MLS			Salem	OR
Providence	MLS				OR
Legacy Health Systems	Medical Technologist			Portland	OR
Washington State University	Medical Technologist			Pullman	WA
Bay Area Hospital	MLS			Coos Bay	OR
Salem Clinic	Medical Laboratory Scientist			Salem	OR
Asante	MLS				OR
Portland VA Medical Center	Medical technologist (microbiology department)			Portland	OR
Santiam	MLS				OR
Adventist	MLS			Portland	OR
Saint Mary's Regional Medical Center	Microbiology			Reno	NV

Legacy Emanuel	MLS			Portland	OR
Adventist Health	Medical Laboratory Scientist			Portland	OR
Providence St Vincent	MLS			West Haven	OR
Sky Lakes	MLS			Klamath Falls	OR
VA- Portland	MLS			Portland	OR
Salem Clinic, P.C.	Medical Laboratory Scientist			Salem	OR
Asante	Medical laboratory scientist			Grants Pass	OR
Providence	MLS			Newburg	OR
Coos Bay	MLS				OR
Therapia Wellness Clinic	Acupuncturist			Portland	OR
Sky Lakes Medical Center	MLS			Klamath Falls	OR
Providence SeasideHospital	MLS			Seaside	OR
Tillamook Hospital	MLS				OR
OHSU	MLS				OR
Providence St Vincent	MLS			West Haven	OR
Legacy Health Systems	Medical Technologist			Portland	OR
Providence	MLS				OR
Kashi Clinical Laboratories	Medical Laboratory Scientist			Portland	OR
Physicians Medical group	MLS				OR
Prov OC	MLS				OR
Samaritan Lincoln City	MLS			Lincoln City	OR
Providence Health and Services	MLS			Portland	OR
SMRMC	CLS I			Reno	NV
NA	NA				
Renown	MLS			Reno	NV
Legacy Emanuel	MLS			Portland	OR
	MLS				TX
American Red Cross	MLS				OR
Salem Hospital	MLS			Salem	OR
Decypher	Medical Laboratory Scientist			Olympia	WA
Providence	MLS				OR
Salem Health	MLS			Salem	OR
Providence St Vincent	MLS			West Haven	OR
Portland Vamc	Medical Laboratory Scientist- Bloodbanker			Portland	OR
Providence Health and Services	Medical Lab Technologist			Newberg	OR

VA Hospital	MLS				OR
Legacy Health Systems	Medical Laboratory Technologist			Tualatin	OR
Kaiser Permanente	MLS				HI
Houston Children's Hospital	MLS				TX
Legacy Health	Medical Laboratory Scientist			Tualatin	OR
Prov Hood River	MLS			Hood River	OR
LCH	MLS Generalist			Lebanon	OR
MLS	Mercy Medical Center -Roseburg				
MLS	Physicians Medical Center- McMinnville				
MLS	Salem Clinic - Salem				
MLS	Tuality Hospital - Hillsboro				
MLS	Legacy				
	Median Salary:	\$ 56,000			
Alliance Healthcare Services	PET/CT Tech	\$ 96,000		several	CA
PeaceHealth	Nuclear Medicine Technologist	\$ 70,200		Eugene	OR
PeaceHealth	Nuclear Medicine Technologist	\$ 70,000		Vancouver	WA
Renown	Nuclear medicine technologist	\$ 64,500		Reno	NV
OHSU	Nuclear medicine / CT technologist	\$ 59,000	\$ 38	Portland	OR
BJC HealthCare	Nuclear medicine Technologist	\$ 58,240		St. Louis	MO
NMCSI	Nuclear Medicine Technologist	\$ 45,000	\$ 33	Beaverton	OR
Asante Rogue Regional Medical Center	Nuclear Medicine Technologist	\$ 35,000	\$ 32	Medford	OR
PeaceHealth Medical Center RiverBend	Nuclear Medicine Technologist	\$ 30,000	\$ 33	Springfield	OR
Eden Valley Medical Center	Nuclear Medicine Technology		\$ 57	Castro Valley	CA
Parker Adventist Hospital	Nuclear Medicine Technologist		\$ 39	Parker	CO
MultiCare Health System	Nuclear Medicine Technologist		\$ 34	Puyallup	WA
Parker Adventist Hospital	NucMed and CT Technologist		\$ 33	Parker	CO
BJC HealthCare	Nuclear Medicine Technologist		\$ 28	St. Louis	MO
The Carle Foundation	Nuclear Medicine Technologist		\$ 25	Champaign	IL
Carle Foundation Hospital	Nuclear Medicine Technologist		\$ 25	Urbana	IL
University of Washington Medical Center	Nuclear Medicine Technologist			Seattle	WA
NA	NA				
PeaceHealth	Nuclear Medicine Technologist			Springfield	OR
Mayo Clinic Scottsdale	Nuclear Medicine Technologist			Scottsdale	AZ
Renown Health	CT technologist			Reno	NV
Mckenzie Willamette Medical Center	Nuclear Medicine Technologist			Eugene	OR
Legacy Good Samaritan Hospital				Portland	OR

Cedar Sinai Hospital				Beverly Hills	CA
St. Joseph's Regional Hospital	Nuclear Medicine Technologist			Bryan	TX
St Joseph's Hospital	Nuclear Medicine Technology			Syracuse	NY
Cedars Sinai Medical Center	Nuclear Medicine Technologist			Los Angeles	CA
				Wilsonville	OR
	Median Salary:	\$ 59,000			
Cambia Health Solutions	Workforce Forecasting Analyst II	\$ 88,000		Portland	OR
Precision Castparts	Production Supervisor	\$ 75,000		Portland	OR
Portland General Electric	Associate Resource Scheduler	\$ 73,000		Tualatin	OR
Johnson Controls	Quality Engineer	\$ 65,000		Canby	OR
Lam Research	Technical Program Manager	\$ 65,000		Tualatin	OR
JELD-WEN	Group Manager	\$ 65,000		Chiloquin	OR
International Paper	Production Supervisor	\$ 61,000		Beaverton	OR
Anheuser Busch InBev	Sales Representative	\$ 57,000		Roseburg	OR
Columbia Forest Products	Team Lead	\$ 56,500		Klamath Falls	OR
Enterprise Rent-A-Car	Management Assistant	\$ 55,000		Redding	CA
Pacific Foods	Inventory Control Coordinator	\$ 55,000		Wilsonville	OR
TriMet	Bus Operator	\$ 52,000		Portland	OR
VA Portland Healthcare System	Medical Equipment Repairer	\$ 52,000		Portland	OR
Enchanted forest	Rides maintenance technician	\$ 52,000		Turner	OR
Avista Utilities	Gas Construction Tech	\$ 51,000		Medford	OR
bureau of reclamation	project support specialist	\$ 50,000		Klamath Falls	OR
Roseburg Forest Products	Quality Assurance Technician	\$ 48,000		Riddle	OR
Buzztag LLC	Senior Account Manager	\$ 39,520		Bend	OR
Saudi Airline	Operation Manger	\$ 38,400			
UPS	Operations Trainee	\$ 32,500		Portland	OR
Center for Autism and Related Disorders, LLC	Behavioral Technician	\$ 31,200		Salem	OR
IntelSecure	Senior Development Operations (Dev Ops) Engineer			Eugene	OR
Roseburg Forest Products	Intern		\$ 17	Roseburg	OR
Liberated Renovations	Project Manager			Houston	TX
				Chicago	IL
Jet International	Account Manager			Chicago	IL
Oregon Avenue Fuel Good	Manager			Klamath Falls	OR

Portland VA Medical Center				Portland	OR
Fred Dahm Dentistry	Dental Assistant			Renton	WA
Roseburg Forest Products	Green End Plywood Supervisor			Roseburg	OR
Oregon Tech	Procurement and Risk Officer			Klamath Falls	OR
Holiday Inn	Sales Manager			Klamath Falls	OR
Lam Research	Field Service Engineer			Chandler	AZ
Self	Owner				OR
SEND Transportation Inc	Customer Service Specialist			Bend	OR
WCP Solutions	Inventory Control Manager			Portland	OR
Intel Corporation	Material Specialist Inventory Control			Hillsboro	OR
Romtec Utilities	Sales Engineer			Glide	OR
Klamath & Lake Community Action	Quality Assurance Specialist			Klamath Falls	OR
AmeriTitle	Title Technician			Klamath Falls	OR
				Portland	OR
Willamette University	Law			Salem	OR
				Portland	OR
	Median Salary:	\$ 55,000			
DSM Sleep Specialists	Night Sleep Technologist	\$ 56,000		West Des Moines	IA
Tidewater Physicians Multispecialty Group	RPSGT		\$ 25	Newport News	VA
Emerald Sleep Disorder Center	Polysomnographer		\$ 12	Eugene	OR
Indiana University Health	Polysomnography			Avon	IN
Sleep Diagnostic Services				Columbia	MO
Prohealth Care	Sleep tech			Lake Success	NY
Airport Terminal Services, Inc.				Portland	OR
	Median Salary:	NA			
DHS	Social Services Specialist	\$ 44,208			
RiverBend Correctional Facility	Group Life Coordinator 2	\$ 31,000		La Grande	OR
RiverBend Correctional Facility	Group Life Coordinator 2	\$ 31,000		La Grande	OR
YMCA	Program & Financial Developer	\$ 25,000		Klamath Falls	OR
OG Boards	Owner	\$ 24,000		Klamath Falls	OR
Touchmark	Life Enrichment Assistant			Beaverton	OR
Davita	Patient Care Technician			Lacey	WA
Sky Lakes	Health Navigator (Social Worker)			Medford	OR

PeaceHealth Sacred Heart Medical Center at RiverBend	Radiologic technologists	\$ 55,120		Springfield	OR
Providence Health Care Foundation	Radiologic Technologist	\$ 55,120		Medford	OR
PeaceHealth Sacred Heart M.C. (RiverBend)	X-ray technologist	\$ 55,120		Springfield	OR
Salem Health Hospitals & Clinics	X-ray Technologist	\$ 54,080		Salem	OR
Asante Black Oak Urgent Care	Radiologic Technologist	\$ 54,000		Medford	OR
Mercy Medical Center	Radiologic Technologist	\$ 52,395		Roseburg	OR
Renown Health	Radiologic Technologist	\$ 52,000		Reno	NV
Providence Saint Mary's Medical Center	Per Diem CT Technologist	\$ 50,000		Walla Walla	WA
Providence Newberg Medical Center	Registered Radiologic Technologist	\$ 50,000	\$ 30	Newberg	OR
Adventist Health	Radiologic Technologist	\$ 49,920		Tillamook	OR
Adventist HealthCare	Radiologic Technologist	\$ 49,920		Tillamook	OR
Salem Health	Radiologic Technologist	\$ 48,880		Salem	OR
Renown Health	X-Ray Technician	\$ 43,680		Reno	NV
Asante Rogue Regional Medical Center	Radiologic Technologist	\$ 42,480	\$ 30	Medford	OR
Providence Health & Services	Radiologic Technologist	\$ 41,600		Missoula	MT
Kadlec Regional Medical Center	X-ray/CT technologist	\$ 38,000	\$ 27	Richland	Wa
Sacred Heart Riverbend Medical Center	Radiologic Technologist	\$ 35,000		Springfield	OR
Providence Medford Medical Center	Radiologic Technologist	\$ 33,800	\$ 25	Medford	OR
Asante Three Rivers Medical Center	Radiologic Technologist 1	\$ 32,500	\$ 28	Grants Pass	OR
Good Samaritan Medical Center	Radiologic Technologist On-Call	\$ 32,000	\$ 25	Portland	OR
Samaritan Albany General Albany	Causal X-ray Tech/Casual CT Tech	\$ 32,000	\$ 26	Albany	OR
University of Washington Medical Center	CT technologist	\$ 31,000	26-31	Seattle	WA
Asante	ct tech	\$ 28,000	\$ 30	Medford	OR
Providence	MRI Technologist		\$ 52	Portland	OR
	Angiography Technologist		\$ 40		CA
Providence St. Mary Medical Center	MRI Technologist		\$ 40	Walla Walla	WA
			\$ 37		
Providence St Vincent	Cath Lab Scrub Tech		\$ 36	Beaverton	OR
OHSU	CT technologist		\$ 36	Portland	OR
Salem Health	Angio Technologist		\$ 34	Salem	OR
			\$ 34	Medford	OR
Providence Alaska Medical Group	Cardiovascular Technologist		\$ 34	Anchorage	AK
Providence Medical Center	CT technologist		\$ 33	Anchorage	AL
Sutter Coast Hospital	Full Time Mammography Technologist		\$ 32	Crescent City	CA
			\$ 30		
Skylakes	Rad tech		\$ 30	Klamath Falls	OR
Kadlec Hospital	MRI Technologist		\$ 29	Richland	WA

			\$ 29		
St. Charles Health System	Radiologic Technologist		\$ 28	Bend	OR
			\$ 27		
			\$ 27		
Samaritan Health	Radiologic technologist		\$ 26	Albany	OR
Lebanon Community Hospital	Casual Radiologic Technologist		\$ 26	Lebanon	OR
			\$ 26		
Providence Medical Center	Radiologic technologist		\$ 26	Medford	OR
			\$ 26		
North Bend Medical Center	Radiologic Technologist		\$ 26	Coos Bay	OR
Oregon Health & Science University	Radiologic tech		\$ 25	Portland	OR
Asante	Xray and CT Technologist		\$ 25	Grants Pass	OR
Asante	Radiologic Technologist		\$ 24	Grants Pass	OR
			\$ 24		
Providence medford oregon	X-ray technologist		\$ 24	Medford	OR
St. Charles Health System	Per Diem Radiologic Technologist		\$ 23	Redmond and Bend	OR
International Brotherhood Electrical Workers	Radiology Technologist			Palmer	AL
Visalia Imaging	Radiology Manager			Visalia	CA
St. Charles Health System	Radiology Technologist			Bend	OR
Legacy Health Systems	X-Ray tech			Portland	OR
University of Washington Medical Center	CT Technologist			Seattle	WA
NA	NA				
Tuality Healthcare	Cath Lab Technologist			Hillsboro	OR
Bay Area Hospital	Imaging Tech 1			Coos Bay	OR
NW Primary Care	Radiologic Technologist			Portland	OR
Peacehealth	Per Diem Radiologic Technologist			Springfield	OR
Sky Lakes Medical Center	Cath Lab Tech			Klamath Falls	OR
Kadlec	MRI Technologist			Richland	WA
Renown Health				Reno	NV
Rogue Regional Medical Center	Radiologic Technologist			Medford	OR
Legacy Emanuel Medical Center	Radiologic Technologist and CT Technologist			Portland	OR
Sky Lakes Medical Center	Supplemental X-ray Technologist			Klamath Falls	OR
Providence Health and Services	PDR- Xray and CT			Missoula	MT
Legacy Health Systems	Radiologic Technologist			Portland	OR
GSMC	Per Diem x-ray			Hermiston	OR

Swedish	Technologist			Seattle	WA
Legacy Health Systems	Cath Lab Tech			Portland	OR
NA	X-Ray Tech				
Providence Health and Services	X-Ray/ CT technologist			Walla Walla	WA
Legacy Health Systems	Radiologic Technologist			Seattle	WA
University of Washington Medical Center	Imaging Technologist			Seattle	WA
Renown Health	Per Diem Radiologic Technologist.			Reno	NV
Brookings Health System	MRI/CT Technologist			Sioux Falls	SD
Asante	On Call Xray Tech			Grants Pass	OR
Legacy Emanuel Medical Center	X-Ray Tech			Portland	OR
OHSU	Cardiac cath lab tech			Portland	OR
Complete Emergency by the Pearl	Cat Scan Technologist			San Antonio	TX
NA	Radiologic Technologist			La Grande	OR
Grande Ronde Hospital	Radiologic Technologist			La Grande	OR
NA	NA				
Providence	On call radiologic technologist			Medford	OR
Providence Health and Services	MRI Technologist			Canby	OR
Renown Health	CT Technologist			Reno	NV
UCD Medical Center	IR Technologist			Sacramento	CA
Sky Lakes Medical Center	Radiology technologist			Klamath Falls	OR
Providence Health and Services	Radiologic Tech			Newberg	OR
St. Charles	Temporary relief			Redmond	OR
Asante	Ct technologist			Medford	OR
Providence Health and Services	CT tech			Everett	WA
OHSU	Medical School			Portland	OR
				Klamath Falls	OR

	Median Salary:	\$ 55,560			
Superior Group	Electrical Engineer	\$ 90,000		Tigard	OR
Northrop Grumman	Electrical Engineer 1 - Electronics and Payloads	\$ 76,300		Redondo Beach	CA
Thermo Fisher Scientific	Systems Engineer II	\$ 75,000		Hillsboro	OR
Black & Veatch	Electrical Engineer	\$ 74,000		Portland	OR
Black & Veatch	Electrical Engineer	\$ 74,000		Portland	OR
Cascade Pacific Pulp	Electrical Engineer	\$ 72,300		Halsey	OR
Black & Veatch	Electrical Engineer 1	\$ 70,000		Portland	OR
Engineering Economics Inc	Project Engineer	\$ 70,000		Golden	CO
Sargent & Lundy	Entry-Level Electrical Engineer - Power Delivery	\$ 68,000		Chicago	IL
ECI	Design Engineer	\$ 66,000			MT
POWER	Entry Level Distribution Engineer	\$ 65,520		Fort Worth	TX
CLEARresult	Energy Engineer	\$ 65,000		Portland	OR
MacDonald-Miller Facility Solutions	Estimator	\$ 65,000		Seattle	WA
HDR Inc	Engineer	\$ 65,000		Portland	OR
Bonneville Power Administration	Electrical Engineer	\$ 60,596		Vancouver	WA
Bonneville Power	Electrical Engineer	\$ 60,000		Portland	OR
TRC Companies	Project Engineer I	\$ 60,000		Shenzen	
Jacobs	Tool Install Electrical Designer	\$ 56,000		Hillsboro	OR
Robotics Proction Systems	Electrical Engineer	\$ 53,000		Wilsonville	OR
Interfor	Quality Control, Production, and Safety Engineer	\$ 50,400		Molalla	OR
Polaris Battery Labs	Process Engineer	\$ 45,700		Beaverton	OR
Willdan Energy Solutions (formerly Abacus Resource Management)	Energy Engineer	\$ 40,040		Beaverton	OR
Corbin Consulting Engineers	Electrical Design Intern	\$ 40,000		Beaverton	OR
Pacificorp	Protection and Controls Student Engineer	\$ 35,000		Portland	OR
JouleSmart	Electrical Engineer			New York	NY
NorthWest Renewable Energy Corporation	Director of Engineering			Mcminnville	OR
Joulesmart Solutions	Engineering Intern			Portland	OR
PacifiCorp	Grid Operator, Balance and Interchange			Portland	OR
Internal Energy Solutions	Founder			Atlanta	GA
Corbin Consulting Engineers	Electrical Designer			Portland	OR
Black & Veatch	Electrical Engineer			Portland	OR
HeatSeek	Owner/Lead Technician				
Nexant	Energy Engineer			Portland	OR
Tokyo Electron America Inc.	Field Service Engineer			Portland	OR
TruNorth Solar	Installer			St. Cloud	MN
Black & Veatch	Electrical Engineer			Sacramento	CA

Auric Solar	Certified Energy Consultant			Portland	OR
Conti Solar	Field Engineer			Wakefield	RI
Bureau of Reclamation Klamath Basin Area Office	Water Operations Division Physical Scientist/Hydrologist			Klamath Falls	OR
Bonneville Power Administration	Electrical Engineer			Vancouver	WA
HDR, Inc.	Electrical Engineer		\$ 25	Portland	OR
Energy Trust of Oregon	Project Coordinator-Renewable Energy			Portland	OR
Captive-Aire	Sales Engineer			Vancouver	WA
Energy Trust of Oregon	Engineering Intern			Portland	OR
	MBA				
Oregon Tech				Wilsonville	OR
Oregon Tech				Wilsonville	OR
	Median Salary:	\$ 65,000			
PacifiCorp	Area Transmission Planner	\$ 80,000		Portland	OR
Joule Assets, Inc.	Sr. Energy Engineer	\$ 80,000		Tualatin	OR
RRC Power & Energy, LLC	CAD Manager/Design Engineering Staff	\$ 77,500		Tualatin	OR
JouleSmart	Energy Engineer	\$ 75,000		Tualatin	OR
Ecotope, Inc.	Research Engineer	\$ 72,000		Seattle	WA
XNRGI	Battery Research Engineer	\$ 72,000		Tigard	OR
AVANGRID	AGILE - Renewable O&M Services (rotational program)	\$ 68,000		Portland	OR
Bonneville Power Administration	Electrical Effects Transmission Line Design	\$ 65,000		Vancouver	WA
M.G. McGee & Associates, Inc.	Researcher / Controls Engineer	\$ 60,000		Beaverton	OR
US Army Corps of Engineers, Hydroelectric Design Center	Engineer in Training	\$ 55,000		Portland	OR
Neah Power Systems	Battery Research Consultant				
Infiniti Energy Services	Regional Development Manager			Boston	MA
	Business Analyst				
Bonneville Power Administration	Electronics Engineer			Portland	OR
Iberdrola	Wind SCADA Engineer			Portland	OR
Pacificorp	Electrical Engineer			Portland	OR
Zolon Technologies-Siemens AG	Substation Automation Engineering Intern			Tualatin	OR
RRC Companies	Renewable Energy Project Engineer			Tualatin	OR
	Median Salary:	\$ 72,000			
Kaiser Permanente	Respiratory Care Practitioner II	\$ 115,000		Santa Clara	CA

Kaiser Permanente	Respiratory therapist	\$ 100,000		Vallejo	CA
Kaiser Permanente	Registered Respiratory Therapist	\$ 81,000		Roseville	CA
Sutter Health	Respiratory therapist	\$ 80,000		Antioch	CA
Boston Children's Hospital	Respiratory Therapist	\$ 73,000		Boston	MA
Harborview Medical Center	Respiratory Care Practitioner	\$ 65,000		Seattle	WA
Hospital	Respiratory Theray Supervisor	\$ 65,000		Las Vegas	NV
Renown Health	Respiratory therapist.	\$ 58,240		Reno	NV
Carolinas Medical Center	Registered Respoiratory therapist	\$ 55,000		Charlotte	NC
Asante Rogue Regional Medical Center	Registered Respiratory Therapist	\$ 54,080		Medford	OR
Legacy Emanuel Medical Center	Registered Respiratory Therapist	\$ 53,000		Portland	OR
Department of Veterans Affairs	Registered Respiratory Therapist	\$ 52,000		Roseburg	OR
Rogue Regional Medical Center	Respiratory therapist		\$ 52	Medford	OR
Dignity Health	RCP III		\$ 42	Redding	CA
Shasta Regional Medical Center	RRT		\$ 30	Redding	CA
Salem Health	RRT		\$ 27	Salem	OR
Asante Three Rivers (hopefully)	Respiratory Therapist		\$ 26	Grants Pass	OR
Asante Rogue Regional Medical Center	Respiratory Therapist		\$ 25	Medford	OR
Sky lakes	RRT		\$ 20	Klamath Falls	OR
Safeway	Bakery clerk		\$ 11	Eugene	OR
Asante	Registered Respiratory Therapist			Medford	OR
St. Charles					
Mercy Medical Center	Respiratory Therapist			Roseburg	OR
Univ of WA Medical Center					WA
Rogue Regional Medical Center Medford Oregon					
Davita	Patient Care Tecnician, will be looking for a Respiratory Therapy			Tumwater	WA
Sutter Health	RCP			Modesto	CA
Asante Three Rivers Medical Center				Grants Pass	OR
California Society for Respiratory Care (CSRC)	Chairman, Government Affairs Committee			Sacramento	CA
San Antonio Regional Hospital	RRT			Upland	CA
Home Sweet Home LLC	Managment staff/care staff			Sutherlin	OR
Providence	Respiratory Therapist			Medford	OR
Legacy Hospital				Portland	OR
	Supervisory			Chicago	IL
Kaiser Permanente	Respiratory Therapist			West Linn	OR
Oroville Hospital	Respiratory Care Practitioner			Oroville	CA
NA	NA				

NA	NA				
Billings Clinic				Billings	MT
Asante	Respiratory Care Practitioner 1			Medford	OR
Rogue Regional Medical Center	Respiratory Therapist			Medford	OR
Good Samaritan	Respiratory therapist			Corvallis	OR
Renown Health	Respiratory Therapist			Reno	NV
Sky Lakes Medical Center				Klamath Falls	OR
NA	NA				
Level 1 Trauma Hospital	Overnight Clinical Supervisor			Providence	RI
Klamath Pulmonary, Critical Care, and Sleep Medicine	Respiratory Therapist			Klamath Falls	OR
Kindred Healthcare	Director of Respiratory Therapy			Indianapolis	IN
Sky Lakes Medical Center	Respiratory Therapist			Klamath Falls	OR
Sky Lakes Medical Center	Respiratory Therapist			Klamath Falls	OR
Rogue Regional Medical				Medford	OR
NA	Respiratory Therapist				
Asante	Respiratory Therapist			Medford	OR
	Median Salary:	\$ 65,000			
Providence Medical Group	Registered Sleep Technologist	\$ 58,000		Portland	OR
Legacy Good Samaritan	Polysomnographic technologist		\$ 25	Portland	OR
Asante	Polysomnographic Technologist		\$ 22	Medford	OR
CarDon and Associates	Corporate Billing Associate		\$ 18	Bloomington	IN
Good Samaritan Medical Center	RPSGT		\$ 16	Portland	OR
SE Regional Sleep Center					SC
The Medical University of SC	Hospital Staffing Coordinator			Charleston	SC
NA	NA				
NA	NA				
				Tampa	FL
	Median Salary:	NA			
Oregon Tech	CSET Lab Manager	\$ 51,000		Klamath Falls	OR
Rogue Marketing Pros	Contract Web Designer			Medford	OR
IMI Logistics	Logistics Field Service Engineer			Redding	CA

	Median Salary:	NA			
Resson	Vice President of Engineering	\$ 170,000		Beaverton	OR
Apple	Software Engineer	\$ 125,000		Cupertino	CA
CD Baby	Senior Software Developer	\$ 100,000		Portland	OR
Intel Corporation	Validation Engineer	\$ 97,000		Folsom	CA
Nordstrom	Security Engineer	\$ 96,000		Seattle	WA
A-dec Inc.	Systems engineer	\$ 95,000		Newberg	OR
Pivotal Software, Inc.	Associate Software Engineer	\$ 95,000		Beaverton	OR
EPIC Systems, Inc.	Software Engineer	\$ 95,000		Verona	WI
Nordstrom	Software Engineering Intern	\$ 85,000		Seattle	WA
McAfee	Software development engineer in test	\$ 84,000		Hillsboro	OR
Biotronik	Software Engineer	\$ 80,000		Lake Oswego	OR
Cambia Health Solutions, Inc.	Software Development Engineer	\$ 78,500		Portland	OR
Intel	Software Engineer	\$ 77,290		Folsom	CA
SAIF Corporation	Software Engineer II	\$ 77,000		Salem	OR
Altsource inc	Full-Stack Software Engineer	\$ 75,000		Portland	OR
Becton Dickinson	DevOps: Solutions Engineer	\$ 75,000		Ashland	OR
Graphic Products	Web Developer	\$ 75,000		Beaverton	OR
CDK Global	Software Engineer I	\$ 72,500		Seattle	WA
Intel Corporation	Software Engineer	\$ 72,000		Hillsboro	OR
BD (Becton, Dickinson & Company)	Software Engineer	\$ 71,000		Ashland	OR
Garmin International	Software Engineer 1	\$ 70,000		Salem	OR
Novillus	Software Engineer	\$ 70,000		Portland	OR
Viewpoint Construction Software	Software Engineer	\$ 70,000		Portland	OR
Becton Dickinson	Software Engineer	\$ 70,000		Ashland	OR
IGT	Software Engineer I	\$ 69,000		Reno	NV
Skidata, Inc.	Software Engineer	\$ 68,700		Portland	OR
Intel	Systems Programmer	\$ 67,000		Hillsboro	OR
Graphic Products	Software Engineer	\$ 66,000		Beaverton	OR
Rohde & Schwarz USA, Inc.	Backend Software Engineer	\$ 65,000		Beaverton	OR
Hamilton Company	Software Engineer	\$ 65,000		Reno	NV
IGT	Software Engineer	\$ 65,000		Reno	NV
Commission on Peace Officers Standards and Training	IT Specialist I	\$ 65,000		West Sacramento	CA
FlowJo LLC	Software Test Automation Engineer	\$ 64,000		Ashland	OR
Sitka Technology Group	Application Engineer I	\$ 62,000		Portland	OR
Fiserv	QA Analyst	\$ 60,000		Hillsboro	OR
FedEx Services	Software developer	\$ 60,000		Dallas	TX

Oregon Department of Transportation	Junior software developer	\$ 56,172		Salem	OR
Datalogic USA, Inc	Software Engineer	\$ 56,000		Eugene	OR
Intel	Software Engineering Intern	\$ 55,000		Hillsboro	OR
Tryon Creek Software, LLC	QA	\$ 52,000		Portland	OR
McAfee	Mecop software Intern	\$ 49,942		Hillsboro	OR
Garmin AT	Software Engineering Intern	\$ 46,000		Salem	OR
Portland Community College	Computing Technology Specialist (continuing)	\$ 45,900		Portland	OR
Garmin International	Software Intern	\$ 45,760		Salem	OR
Cambia Health Solutions	Software Engineer Intern	\$ 45,760		Portland	OR
Garmin International	Software Engineer Intern	\$ 42,000		Salem	OR
Seeq Corporation	Software Engineering Intern	\$ 42,000		Klamath Falls	OR
Fiserv	Software Development Intern	\$ 40,000		Hillsboro	OR
Altsource	Full-Stack Developer		\$ 50	Portland	OR
Intel Corporation	Validation engineer		\$ 28	Hillsboro	OR
Beyondsoft Consulting	Software Engineer in Test		\$ 20	Vancouver	WA
SAP	Customer Engagement Executive				
Eastern Oregon Net, Inc	Network/System Administrator			La Grande	OR
Datalogic	R&D Software Engineer			Portland	OR
State of California	Software Engineer			Placentia	CA
The Aerospace Corporation	Associate Member of Technical Staff			El Segundo	CA
L3 Adaptive Methods	Software Engineer			Seattle	WA
SolarWorld	IT Project Intern			Hillsboro	OR
Umpqua Bank	Software Engineer			Hillsboro	OR
Open Sky Software	Software Developer			Bend	OR
Nike	Big Data Development Engineer			Portland	OR
IGT	Software Engineer			Reno	NV
Mentor Graphics	Software Engineer				
GetDocsNow	Software Engineer			Las Vegas	NV
JELD-WEN	Quality Assurance Technician			Klamath Falls	OR
Intel Corporation	Firmware Test Engineer			Hillsboro	OR
Exavault (continuing)	Data Scientist			Beaverton	OR
CDK Global	Software Engineer			Portland	OR
Garmin AT	Software Engineer 1			Salem	OR
Teleperformance	Senior Localization Engineer			Portland	OR

		Median Salary:	\$ 69,500		
ONEOK Inc	Construction Coordinator	\$	105,000		Sidney MT
City of Hillsboro	Senior Engineering Technician	\$	80,000		Hillsboro OR
Biotronik, Inc./Micro Systems Engineering Inc	Floor Manager	\$	65,000		Lake Oswego OR
Horizon Air	Pilot-First Officer	\$	50,000		Seattle WA
LMC Construction	Project Asstistant	\$	50,000		Portland OR
Allan R. Reeder, DDS	Business Manager	\$	48,000		Anderson CA
EVA Airways	Lead Flight Instructor	\$	47,000		Sacramento CA
Righteous Clothing Agency	Website Developer	\$	45,000		Clackamas OR
LMC Construction	Estimator				Tualatin OR
United Health Group	Senior Project Manager				Minnetonka MN
KeHE Distributors	Distribution Specialist				Lincoln City OR
Oregon Entertainment Corporation	Sales Clerk				Portland OR
Stream Global Services	Technical Specialist				Portland OR
Bonneville Power	Cyber Risk Specialist				Portland OR
Bureau of Land Management	Realty/Roads and Rights of Way Specialist				Coos Bay OR
Leatherman Tool Group	Maintenance Supervisor				Portland OR
McKinstry	Integration Modeling Coordinator				Portland OR
Microchip Technology Inc.	Engineering Technician IV - Yield				Gresham OR
Northwest Christian University	Business Administration				Eugene OR
					Portland OR
		Median Salary:	\$ 50,000		
Regional Medical Center of San Jose	Vascular sonographer supervisor	\$	133,120		San Jose CA
Froedtert Health	Senior Sonographer	\$	110,864		Wauwatosa WI
Catawba Valley Medical Center	Director of the cardiovascular lab, sonography services and nuclear	\$	100,000		Hickory NC
Metro vascular PC	Lead vascular sonographer	\$	100,000		Stockbridge GA
SSM Health	Supervisor - Vascular Lab	\$	93,600		St. Louis MO
Cone Health	Chief Tech Cardiovascular Imaging	\$	90,000		Greensboro NC
Digirad	Cardiovascular sonographer/director of quality and	\$	83,000		Atlanta GA
MultiCare Health System	Cardiovascular Technologist	\$	81,120		Tacoma WA
MultiCare Health System	Registered Vascular Technologist	\$	80,995		Tacoma WA
Intersocietal Accreditation Comission	Director of Vein Center Accreditation	\$	80,000		Ellicott City MD
Oregon Health & Science University	Vascular Technologist	\$	79,040		Portland OR
Seattle Vascular Surgery	RVT	\$	74,880		Seattle WA
Franciscan Vascular Associates	Vascular Technologist	\$	65,000	\$ 34	Tacoma WA

Lake Washington Vascular	Ultrasound Technician	\$ 63,440		Bellevue	WA
Pacific Vascular Inc.	Registered Vascular Technologist	\$ 63,000		Seattle	WA
Lake Washngton Vascular	Registered Vascular Technologist	\$ 62,400		Bellevue	WA
MD Imaging	Vascular Technologist	\$ 61,000		Redding	CA
Pacific vascular	vascular technologist	\$ 60,000		Yakima	WA
UVMC	RVT	\$ 60,000		Burlington	VT
St Luke's Medical Center	RVT	\$ 56,000		Boise	ID
St. Luke's Health System	Vascular Technologist	\$ 55,536		Boise	ID
Bon Secours Health Systems	Vascular Technologist	\$ 54,080		Portsmouth	VA
Renown Regional Health	Vascular Technologist	\$ 50,000		Reno	NV
UC Health	Diagnostic Medical Sonographer		\$ 45	Colorado Springs	CO
Kaiser Permanente	Vascular technologist		\$ 43	Portland	OR
CHI - Franciscan Health	Vascular Technologist		\$ 39	Tacoma	WA
Salem Health	Vascular Technologist		\$ 37	Salem	OR
Arizona Doppler Specialists	Vascular Tech		\$ 35	Phoenix	AZ
Renown Health	Vascular Ultrasound Technologist		\$ 32	Reno	NV
SCL Health	Sonographer		\$ 30	Grand Junction	CO
Saitn Alphonsus Health System	Vascular Sonographer		\$ 28	Boise	ID
UW Health	Vascular Tech		\$ 28	Madison	WI
Peripheral Vascular Associates	Registered Vascular Technologist		\$ 28	San Antonio	TX
Periphereal vascular associates	Vascular technologist			San antonio	TX
Whitesquare Vascular Surgery	Vascular Diagnostician			Baltimore	MD
Hoag	Vascular ultrasound technologist			Newport Beach	CA
Prospecta	Medical Review Analyst/Research Analyst			Durham	CA
Ohio Health Heart and Vascular Physicians	Vascular Technical Director			Pickerington	OH
Lake Washington vascular	Vascular technologist			Bellevue	WA
Central Ohio Cardiovascular Physicians and Brightwell Vascular	Cardiovascular Sonographer			Utica	OH
Independent Consultant	Endovenous/Ultrasound Education Specialist			Bradenton	FL
Trident Health System	Vascular and Limb Saving Coordinator			Charleston	SC
Peoria Vein Center	Vasclular Tech			Peoria	IL
University of North Carolina Perinheral Vascular Lab	Vascular technologist			Chapel Hill	NC
Vein Clinics of America	Technical Director			Dallas	TX
Saint Alphonsus	Vascular Technology			Portland	OR
Nebraska Methodist Hospital, Toshiba America Medical Systems	echo/vascular sonographer & applications specialist			Omaha	NE
Philips Healthcare	Ultrasound Clinical Specialist			Springfield	MO

Massachusetts General Hospital	Sonographer			Boston	MA
	Median Salary:	\$	74,880		

Oregon Tech Graduate Outcome Data

a=2016 / 2017 / 2018 combined	% Employed		% Continuing Ed		% Seeking		% Not Seeking		Success Rate	
b=2017 / 2018 / 2019 combined	a	b	a	b	a	b	a	b	a	b
% among those reporting outcomes	89.9	90.0	7.0	5.6	2.5	4.2	0.5	0.3	97.5	95.8
Allied Health (MS)	--	83	--	17	--	0	--	0	NA	100
Biology-Health Sciences (BS)	50	52	47	39	0	7	3	2	100	93
Business: Accounting (BS)	81	81	13	13	6	6	0	0	94	94
Business: Marketing (BS)	100	96	0	0	0	4	0	0	100	96
Business: Management (BS)	NA	100	NA	0	NA	0	NA	0	NA	100
Business: SmBus/Entrepreneurship (BS)	100	100	0	0	0	0	0	0	100	100
Civil Engineering (BS)	96	96	4	2	0	2	0	0	100	98
Civil Engineering (MS)	--	100	--	0	--	0	--	0	--	100
Communication Studies (BS)	73	81	18	13	9	6	0	0	91	94
Computer Engineering Technology (BS)	93	88	7	13	0	0	0	0	100	100
Dental Hygiene (BS)	90	86	5	7	3	7	2	1	97	93
Diagnostic Medical Sonography (BS)	100	97	0	0	0	3	0	0	100	97
Echocardiography (BS)	94	97	6	3	0	0	0	0	100	100
Electrical Engineering (BS)	88	89	11	5	1	6	0	0	99	94
Electronics Engineering Technology (BS)	100	100	0	0	0	0	0	0	100	100
Embedded Systems Engineering Technology (BS)	75	92	13	0	13	8	0	0	87	92
EMT/Paramedic (AAS)	96	90	4	10	0	0	0	0	100	100
Environmental Sciences (BS)	100	100	0	0	0	0	0	0	100	100
Geomatics: GIS (BS)	100	100	0	0	0	0	0	0	100	100
Geomatics: Surveying (BS)	93	100	7	0	0	0	0	0	100	100
Health Care Management (BS)	93	83	0	0	7	17	0	0	93	83
Health Informatics (BS)	93	95	7	0	0	5	0	0	100	95
Information Technology (BS)	94	92	3	0	3	8	0	0	97	92
Manufacturing Engineering Technology (BS)	94	92	0	0	6	8	0	0	94	92
Manufacturing Engineering Technology (MS)	--	100	--	0	--	0	--	0	--	100
Marriage and Family Therapy (MS)	--	100	--	0	--	0	--	0	--	100
Mathematics, Applied (BS)	33	57	44	19	22	19	0	5	78	81
Mechanical Engineering (BS)	93	96	3	1	2	3	2	1	98	97
Mechanical Engineering Technology (BS)	93	94	0	0	3	3	3	3	97	97
Medical Laboratory Science (BS)	100	100	0	0	0	0	0	0	100	100
Nuclear Medicine Technology (BS)	92	91	8	6	0	3	0	0	100	97
Operations Management (BS)	86	87	7	4	7	9	0	0	93	91
Polysomnographic Technology (AAS)	100	100	0	0	0	0	0	0	100	100
Population Health Management (BS)	61	57	28	26	11	17	0	0	89	83
Psychology, Applied (BS)	68	68	29	26	3	5	0	0	97	95
Radiologic Science (BS)	96	94	3	3	1	3	0	0	99	97
Renewable Energy Engineering (BS)	87	88	11	10	2	2	0	0	98	98
Renewable Energy Engineering (MS)	--	90	--	0	--	10	--	0	--	90
Respiratory Care (BS)	98	98	2	2	0	0	0	0	100	100
Software Engineering Technology (BS)	89	93	1	0	8	7	2	0	92	93
Technology and Management (BAS)	73	82	13	9	13	9	0	0	87	91
Vascular Technology (BS)	94	96	4	4	2	0	0	0	98	100

Information compiled for Oregon Tech degrees only, not certificates

Highest degree received reported for 4+1 programs

-- = not reported last year; NA = not available

Additional Notes:

Numbers may not add to 100 due to rounding

NA=not reported, or not available due to responses <5 or new program

Population: 768 degrees awarded; 756 students graduating per FAST

Survey Response Rate: 44%; Knowledge Rate: 73%

Sources: Data collected from a variety of sources:

- Grad Fair paper survey

- Faculty senior exit survey

- Career Services survey via Handshake

- Career Services followup with non-respondents

- Faculty information from their contact with students

Oregon Tech Graduate Outcome Data

a=2016 / 2017 / 2018 combined	% Employed		% Continuing Ed		% Seeking		% Not Seeking		Success Rate	
b=2017 / 2018 / 2019 combined	a	b	a	b	a	b	a	b	a	b
% among those reporting outcomes	89.9	90.0	7.0	5.6	2.5	4.2	0.5	0.3	97.5	95.8

LinkedIn Profiles

Employer Feedback

Known Outcomes 2019: 554

Reported Salaries 2019: 222

Oregon Tech Graduate Outcomes		
a=2016 / 2017 / 2018 combined	Median Salary	
b=2017 / 2018 / 2019 combined	a	b
% among those reporting outcomes	\$ 60,000	\$ 60,000
Allied Health (MS)	NA	\$ 61,000
Biology-Health Sciences (BS)	\$ 35,000	\$ 33,250
Business: Accounting (BS)	\$ 45,000	\$ 46,000
Business: Marketing (BS)	\$ 44,000	\$ 48,000
Business: Management (BS)	NA	NA
Business: SmBus/Entrepreneurship (BS)	\$ 39,900	NA
Civil Engineering (BS)	\$ 56,500	\$ 60,000
Civil Engineering (MS)	–	\$ 59,000
Communication Studies (BS)	NA	NA
Computer Engineering Technology (BS)	\$ 65,500	\$ 64,000
Dental Hygiene (BS)	\$ 65,000	\$ 66,500
Diagnostic Medical Sonography (BS)	\$ 67,920	\$ 70,000
Echocardiography (BS)	\$ 65,000	\$ 67,226
Electrical Engineering (BS)	\$ 62,400	\$ 64,000
Electronics Engineering Technology (BS)	\$ 57,500	NA
Embedded Systems Engineering Technology (BS)	\$ 60,000	\$ 60,000
EMT/Paramedic (AAS)	\$ 56,000	\$ 56,000
Environmental Sciences (BS)	\$ 40,000	\$ 33,949
Geomatics: GIS (BS)	NA	NA
Geomatics: Surveying (BS)	\$ 50,000	\$ 53,820
Health Care Management (BS)	\$ 54,686	\$ 58,000
Health Informatics (BS)	\$ 52,000	\$ 56,000
Information Technology (BS)	\$ 55,513	\$ 55,000
Manufacturing Engineering Technology (BS)	\$ 60,000	\$ 61,500
Manufacturing Engineering Technology (MS)	–	NA
Marriage and Family Therapy (MS)	–	NA
Mathematics, Applied (BS)	NA	NA
Mechanical Engineering (BS)	\$ 60,000	\$ 65,000
Mechanical Engineering Technology (BS)	\$ 64,000	\$ 58,000
Medical Laboratory Science (BS)	\$ 56,000	\$ 56,000
Nuclear Medicine Technology (BS)	\$ 55,692	\$ 59,000
Operations Management (BS)	\$ 56,500	\$ 55,000
Polysomnographic Technology (AAS)	\$ 40,500	NA
Population Health Management (BS)	\$ 31,000	NA
Psychology, Applied (BS)	\$ 31,100	\$ 30,291
Radiologic Science (BS)	\$ 54,500	\$ 55,560
Renewable Energy Engineering (BS)	\$ 65,000	\$ 65,000
Renewable Energy Engineering (MS)	–	\$ 72,000
Respiratory Care (BS)	\$ 58,500	\$ 65,000
Software Engineering Technology (BS)	\$ 67,000	\$ 69,500
Technology and Management (BAS)	\$ 65,000	\$ 50,000
Vascular Technology (BS)	\$ 63,000	\$ 74,880

Information compiled for Oregon Tech degrees only, not on
Highest degree received reported for 4+1 programs
– = not reported last year; NA = not available

Additional Notes:

- Numbers may not add to 100 due to rounding
- NA=not reported, or not available due to responses
- Population: 768 degrees awarded; 756 students graduated
- Survey Response Rate: 44%; Knowledge Rate: 73%
- Sources: Data collected from a variety of sources:
 - Grad Fair paper survey
 - Faculty senior exit survey
 - Career Services survey via Handshake
 - Career Services followup with non-respondents
 - Faculty information from their contact with students

Oregon Tech Graduate Outcome		
a=2016 / 2017 / 2018 combined	Median Salary	
b=2017 / 2018 / 2019 combined	a	b
% among those reporting outcomes	\$ 60,000	\$ 60,000

LinkedIn Profiles

Employer Feedback

Known Outcomes 2019: 554

Reported Salaries 2019: 222

Oregon TECH

Applied Mathematics Degrees by Academic Year
May 6, 2019

Majors with asterisk (*) have been phased out.
Dual Majors are reported under each separate major.

Applied Mathematics	201314	201415	201516	201617	201718
Bachelor of Science	4	4	5	7	8
Klamath Falls	4	4	5	7	8
Applied Mathematics	4	4	5	7	8
Grand Total	4	4	5	7	8

Oregon TECH

Civil Engineering Degrees by Academic Year
May 6, 2019

Majors with asterisk (*) have been phased out.
Dual Majors are reported under each separate major.

Civil Engineering	201314	201415	201516	201617	201718
Bachelor of Science	17	15	25	25	23
Klamath Falls	17	15	25	25	23
Civil Engineering	17	15	25	25	23
Master of Science		2	6	4	4
Klamath Falls		2	6	4	4
Civil Engineering		2	6	4	4
Grand Total	17	17	31	29	27

Oregon TECH

Communication Degrees by Academic Year
May 6, 2019

Majors with asterisk (*) have been phased out.
Dual Majors are reported under each separate major.

Communication	201314	201415	201516	201617	201718
Bachelor of Science	13	4	8	4	9
Klamath Falls	13	4	8	4	9
Communication Studies	13	4	8	4	9
Certificate	11	1	2	2	3
Klamath Falls	11	1	2	2	3
Dispute Resolution Certificate	11	1	2	2	3
Grand Total	24	5	10	6	12

Oregon TECH

Computer Systems Eng Tech Degrees by Academic Year
May 6, 2019

Majors with asterisk (*) have been phased out.
Dual Majors are reported under each separate major.

Computer Systems Eng Tech	201314	201415	201516	201617	201718
Assoc of Engineering	9	15	8	5	2
Klamath Falls	8	12	7	4	2
Computer Engineering Tech	7	6	5	3	1
Software Engineering Tech	1	6	2	1	1
Portland-Metro	1	3	1	1	
Computer Engineering Tech			1		
Software Engineering Tech	1	3		1	
Bachelor of Science	35	43	53	54	50
Klamath Falls	22	29	30	26	21
Computer Engineering Tech	3	3	3	6	3
Embedded Systems Eng Tech	1	4	3	5	2
Software Engineering Tech	18	22	24	15	16
Portland-Metro	13	14	23	28	29
Embedded Systems Eng Tech		1		1	2
Software Engineering Tech	13	13	23	27	27
Grand Total	44	58	61	59	52

Oregon TECH

Dental Hygiene Degrees by Academic Year
May 6, 2019

Majors with asterisk (*) have been phased out.
Dual Majors are reported under each separate major.

Dental Hygiene	201314	201415	201516	201617	201718
Associate of Appl Sci	23	21	9	11	1
La Grande	23	21	9	11	1
*Dental Hygiene	23	21	9	11	1
Bachelor of Science	76	62	65	60	57
Chemeketa	19	18	20	19	19
Dental Hygiene	19	18	20	19	19
Klamath Falls	22	19	23	14	20
Dental Hygiene	22	19	23	14	20
Online	35	25	22	27	18
Dental Hygiene	35	25	22	27	18
Grand Total	99	83	74	71	58

Oregon TECH

Electrical & Renewable Energy Degrees by Academic Year
May 6, 2019

Majors with asterisk (*) have been phased out.
Dual Majors are reported under each separate major.

Electrical & Renewable Energy	201314	201415	201516	201617	201718
Bachelor of Science	62	57	73	72	85
Klamath Falls	27	19	25	31	29
Electrical Engineering	14	7	16	17	14
Renewable Energy Engineering	13	12	9	14	15
Portland-Metro	35	38	48	41	56
Electrical Engineering	3	10	10	20	25
Electronics Engineering Tech	10	10	13	4	6
Optical Engineering		1	1		2
Renewable Energy Engineering	22	17	21	17	22
System Engr & Technical Mgmt			3		1
Master of Science	1	11	9	8	9
Portland-Metro	1	11	9	8	9
Renewable Energy Engineering	1	11	9	8	9
Grand Total	63	68	82	80	94

Oregon TECH

Emergency Medical Services Degrees by Academic Year
May 6, 2019

Majors with asterisk (*) have been phased out.
Dual Majors are reported under each separate major.

Emergency Medical Services	201314	201415	201516	201617	201718
Associate of Appl Sci	26	26	29	24	23
Portland-Metro	26	26	29	24	23
EMT - Paramedic	26	26	29	24	23
Bachelor of Science			1	1	
Portland-Metro			1	1	
Emergency Medical Services Mgt			1	1	
Grand Total	26	26	30	25	23

Oregon TECH

Geomatics Degrees by Academic Year

May 6, 2019

Majors with asterisk (*) have been phased out.

Dual Majors are reported under each separate major.

Geomatics	201314	201415	201516	201617	201718
Bachelor of Science	18	2	14	9	7
Klamath Falls	18	2	13	7	6
Geomatics-option in GIS	5	1	2	2	1
Geomatics-option in Surveying	13	1	11	5	5
Portland-Metro			1	2	1
Geomatics-option in Surveying			1	2	1
Grand Total	18	2	14	9	7

Oregon TECH

Humanities & Social Sciences Degrees by Academic Year
May 6, 2019

Majors with asterisk (*) have been phased out.
Dual Majors are reported under each separate major.

Humanities & Social Sciences	201314	201415	201516	201617	201718
Associate of Arts		1	1		
Klamath Falls		1	1		
*Associate of Arts		1	1		
Bachelor of Science	40	37	36	39	37
Klamath Falls	40	35	33	36	35
Applied Psychology	40	35	28	28	24
Population Health Management			5	8	11
Online		2	2	2	1
Applied Psychology		2	2	2	1
Portland-Metro			1	1	1
Applied Psychology			1	1	1
Certificate				2	7
Joint Program (SOU)				1	1
Applied Behavior Analysis				1	1
Klamath Falls					1
Applied Behavior Analysis					1
Portland-Metro				1	5
Applied Behavior Analysis				1	5
Grand Total	40	38	37	41	44

Oregon TECH

Management Degrees by Academic Year
May 6, 2019

Majors with asterisk (*) have been phased out.
Dual Majors are reported under each separate major.

Management	201314	201415	201516	201617	201718
Bachelor of Applied Science	1	11	8	8	7
Online		6	5	3	5
Technology and Management		6	5	3	5
Portland-Metro	1	5	3	5	2
Technology and Management	1	5	3	5	2
Bachelor of Science	77	73	68	86	69
Klamath Falls	41	24	38	47	40
*IT Accounting Option	2			1	
*IT Applications Dev Opt	1		3		
*IT Bus/Systems Analysis Opt	5		2	3	2
*IT Health Informatics Opt	2	4	2	4	
Business Accounting Option	12	5	8	7	5
Business Management Option	12	4	7	6	5
Business Marketing Option	4	7	7	10	11
Health Care Mgmt-Admin Mgmt		1	2	5	4
Health Care Mgmt-Clinical Mgmt		1			
Health Informatics				1	1
Information Technology					5
Operations Management	3	2	7	10	7
Online	13	15	11	13	13
*Allied Health Management	2	1			
*IT Applications Dev Opt	3	2	5	1	1

Management	201314	201415	201516	201617	201718
*IT Bus/Systems Analysis Opt	2	2	1	3	2
*IT Health Informatics Opt	1	1		2	
Health Care Mgmt-Clinical Mgmt					3
Health Care Mgmt-Rad Science				1	2
Health Informatics					2
Information Technology				1	2
Operations Management	5	9	5	5	1
Portland-Metro	23	34	19	26	16
*IT Applications Dev Opt	8	6	3	7	4
*IT Bus/Systems Analysis Opt	7	11	5	6	
*IT Health Informatics Opt	3	9	5	2	1
Health Care Mgmt-Admin Mgmt					2
Health Informatics					2
Information Technology				2	5
Operations Management	5	8	6	9	2
Specialization	3				
Klamath Falls	3				
Specialization in Accounting	1				
Specialization in Marketing	2				
Grand Total	81	84	76	94	76

Oregon TECH

Manufacturing & Mechanical Eng Degrees by Academic Year
May 6, 2019

Majors with asterisk (*) have been phased out.
Dual Majors are reported under each separate major.

Manufacturing & Mechanical Eng	201314	201415	201516	201617	201718
Bachelor of Science	50	51	78	98	83
Klamath Falls	41	30	43	57	52
Manufacturing Engineering Tech	5	4	6	14	8
Mechanical Engineering	25	22	28	38	35
Mechanical Engineering Tech	11	4	9	5	9
Portland-Metro	6	15	13	27	16
Manufacturing Engineering Tech		5	4	7	2
Mechanical Engineering				2	4
Mechanical Engineering Tech	6	10	9	18	10
Seattle	3	6	22	14	15
Manufacturing Engineering Tech		2	2	1	1
Mechanical Engineering	2	1	17	12	12
Mechanical Engineering Tech	1	3	3	1	2
Master of Science	4	8	9	5	5
Klamath Falls	2	3	2	4	1
Manufacturing Engineering Tech	2	3	2	4	1
Portland-Metro		2	1		
Manufacturing Engineering Tech		2	1		
Seattle	2	3	6	1	4
Manufacturing Engineering Tech	2	3	6	1	4
Grand Total	54	59	87	103	88

Oregon TECH

Medical Imaging Technology Degrees by Academic Year
May 6, 2019

Majors with asterisk (*) have been phased out.
Dual Majors are reported under each separate major.

Medical Imaging Technology	201314	201415	201516	201617	201718
Bachelor of Science	160	132	155	146	146
Klamath Falls	129	109	123	119	117
Diagnostic Medical Sonography	28	25	22	28	24
Echocardiography	19	16	20	18	19
Nuclear Med Molecular Imaging	14	14	15	14	13
Radiologic Science	49	40	48	42	48
Vascular Technology	19	14	18	17	13
Online	31	23	30	26	29
Diagnostic Medical Sonography	3		2	3	7
Echocardiography	13	13	15	12	10
Radiologic Science	6	5	7	4	4
Vascular Technology	9	5	6	7	8
Portland-Metro			2	1	
Radiologic Science			2	1	
Specialization	4	3	1	1	
Klamath Falls	4	2	1		
Picture Archive/Comm Sys Spec	4	2	1		
Online		1		1	
Picture Archive/Comm Sys Spec		1		1	
Grand Total	164	135	156	147	146

Oregon TECH

Medical Lab Science Degrees by Academic Year
May 6, 2019

Majors with asterisk (*) have been phased out.
Dual Majors are reported under each separate major.

Medical Lab Science	201314	201415	201516	201617	201718
Bachelor of Science	34	49	46	47	47
Portland-Metro	34	49	46	47	47
Medical Laboratory Science	34	49	46	47	47
Grand Total	34	49	46	47	47

Oregon TECH

Natural Sciences Degrees by Academic Year
May 6, 2019

Majors with asterisk (*) have been phased out.
Dual Majors are reported under each separate major.

Natural Sciences	201314	201415	201516	201617	201718
Bachelor of Science	24	32	34	31	26
Klamath Falls	24	32	34	31	26
*Biology	4	1	2		
*Health Sciences	1				
Biology-Health Sciences	14	20	18	28	18
Environmental Sciences	5	11	14	3	8
Grand Total	24	32	34	31	26

Oregon TECH

Respiratory Care & Polysom Degrees by Academic Year
May 6, 2019

Majors with asterisk (*) have been phased out.
Dual Majors are reported under each separate major.

Respiratory Care & Polysom	201314	201415	201516	201617	201718
Associate of Appl Sci	2	4	3	4	6
Online	2	4	3	4	6
*Polysomnographic Technology	2	4		1	
Sleep Health-Polysom Tech Opt			3	3	6
Bachelor of Science	21	27	22	30	27
Klamath Falls	13	15	15	22	15
Respiratory Care	13	15	15	22	15
Online	8	12	7	8	12
Respiratory Care	8	12	7	8	12
Certificate	6	4	9	10	5
Online	6	4	9	10	5
Polysomnographic Technology	6	4	9	10	5
Grand Total	29	35	34	44	38

Oregon TECH

Applied Mathematics Headcount - Fall 4th Week

May 2, 2019

Student location is based on the primary campus assigned to each student; however students may enroll at other/multiple locations.

Majors with asterisk (*) have been phased out.

Dual Majors are reported under each separate major.

Applied Mathematics	Fall 2014	Fall 2015	Fall 2016	Fall 2017	Fall 2018
Applied Mathematics	47	42	33	29	36
Klamath Falls	46	37	32	28	35
Full-Time	39	32	25	23	25
Part-Time	7	5	7	5	10
Portland-Metro	1	5	1	1	1
Full-Time	1		1		
Part-Time		5		1	1
Grand Total	47	42	33	29	36

Oregon TECH

Civil Engineering Headcount - Fall 4th Week

May 2, 2019

Student location is based on the primary campus assigned to each student; however students may enroll at other/multiple locations.

Majors with asterisk (*) have been phased out.

Dual Majors are reported under each separate major.

Civil Engineering	Fall 2014	Fall 2015	Fall 2016	Fall 2017	Fall 2018
Civil Engineering	110	120	117	116	124
Klamath Falls	110	119	117	116	124
Full-Time	97	113	105	104	107
Part-Time	13	6	12	12	17
Portland-Metro		1			
Part-Time		1			
Grand Total	110	120	117	116	124

Oregon TECH

Communication Headcount - Fall 4th Week

May 2, 2019

Student location is based on the primary campus assigned to each student; however students may enroll at other/multiple locations.

Majors with asterisk (*) have been phased out.

Dual Majors are reported under each separate major.

Communication	Fall 2014	Fall 2015	Fall 2016	Fall 2017	Fall 2018
Communication Studies	39	47	40	31	44
High School (ACP)					1
Part-Time					1
Klamath Falls	39	46	40	31	43
Full-Time	32	39	32	25	32
Part-Time	7	7	8	6	11
Portland-Metro		1			
Part-Time		1			
Dispute Resolution Certificate	2	4	2	4	6
Klamath Falls	2	4	2	4	5
Part-Time	2	3	2	3	4
Part-Time		1		1	1
Portland-Metro					1
Full-Time					1
Professional Writing					4
Klamath Falls					4
Full-Time					3
Part-Time					1
Grand Total	41	51	42	35	54

Oregon TECH

Computer Systems Eng Tech Headcount - Fall 4th Week

May 2, 2019

Student location is based on the primary campus assigned to each student; however students may enroll at other/multiple locations.

Majors with asterisk (*) have been phased out.

Dual Majors are reported under each separate major.

Computer Systems Eng Tech	Fall 2014	Fall 2015	Fall 2016	Fall 2017	Fall 2018
Computer Engineering Tech	81	86	63	62	61
Klamath Falls	77	78	57	60	57
Full-Time	68	70	51	50	48
Part-Time	9	8	6	10	9
Portland-Metro	4	8	6	2	4
Full-Time	1	8	4		
Part-Time	3		2	2	4
Embedded Systems Eng Tech	32	35	57	57	69
Klamath Falls	23	24	35	36	42
Full-Time	21	24	31	29	36
	2		4	7	6
Portland-Metro	9	11	22	21	27
Full-Time	2	4	11	10	14
Part-Time	7	7		11	13
Software Engineering Tech	289	305	283	273	270
Klamath Falls	173	177	147	157	159
Full-Time	145	153	124	126	133
Part-Time	28	24	23	31	26
Portland-Metro	116	128	136	116	111
Full-Time	53	46	62	51	51
Part-Time	63	82	74	65	60
Grand Total	402	426	403	392	400

Oregon TECH

Dental Hygiene Headcount - Fall 4th Week
May 2, 2019

Student location is based on the primary campus assigned to each student; however students may enroll at other/multiple locations.
Majors with asterisk (*) have been phased out.
Dual Majors are reported under each separate major.

Dental Hygiene	Fall 2014	Fall 2015	Fall 2016	Fall 2017	Fall 2018
Dental Hygiene	211	221	202	181	169
Chemeketa	59	58	58	59	60
Full-Time	39	39	54	45	43
Part-Time	20	19	4	14	17
Klamath Falls	62	67	58	63	60
Full-Time	58	62	52	52	53
Part-Time	4	5	6	11	7
La Grande	37	25	12		
Full-Time	35	23	12		
Part-Time	2	2			
	53	71	74	59	49
Full-Time	2	6	3	3	3
Part-Time	51	65	71	56	46
Pre-Dental Hygiene	35	37		43	42
Klamath Falls	20	30	29	23	27
Full-Time	16	12	21	14	20
Part-Time	4	18	8	9	7
Online	15	6	14	16	9
Part-Time	15	6	14	16	9
Portland-Metro		1	5	4	6
Full-Time				1	1
Part-Time		1	5	3	5
Grand Total	246	258	250	224	211

Oregon TECH

Electrical & Renewable Energy Headcount - Fall 4th Week

May 2, 2019

Student location is based on the primary campus assigned to each student; however students may enroll at other/multiple locations.

Majors with asterisk (*) have been phased out.

Dual Majors are reported under each separate major.

Electrical & Renewable Energy	Fall 2014	Fall 2015	Fall 2016	Fall 2017	Fall 2018
Automat, Robot, & Cntrl Engr			1	2	2
Portland-Metro			1	2	2
Full-Time			1	1	2
Part-Time				1	
Electrical Engineering	146	164	197	193	194
Klamath Falls	72	66	82	75	90
Full-Time	63	59	76	69	75
Part-Time	9	7	6	6	15
Portland-Metro	74	98	115	118	104
Full-Time	37	52	70	59	45
Part-Time	37	46	45	59	59
Electronics Engineering Tech	51	37	32	14	18
Klamath Falls	1	2	1		
Full-Time	1	2			
Part-Time			1		
Portland-Metro	50	35	31	14	18
Full-Time	8	5	11	3	9
Part-Time	42	30	20	11	9
Optical Engineering	3	3	3	4	6
Portland-Metro	3	3	3	4	6
Full-Time	2	1	3	3	3
Part-Time	1	2		1	3
Renewable Energy Engineering	201	177	160	158	162
Klamath Falls	64	62	60	78	81
Full-Time	63	59	59	73	74
Part-Time	1	3	1	5	7
Online					2
Part-Time					2
Portland-Metro	137	115	100	80	79
Full-Time	90	59	54	46	40
Part-Time	47	56	46	34	39
System Engr & Technical Mgmt	2	3		2	2
Portland-Metro	2	3		2	2
Full-Time	2	3			1
Part-Time				2	1
Grand Total	403	384	393	373	384

Oregon TECH

Emergency Medical Services Headcount - Fall 4th Week

May 2, 2019

Student location is based on the primary campus assigned to each student; however students may enroll at other/multiple locations.

Majors with asterisk (*) have been phased out.

Dual Majors are reported under each separate major.

Emergency Medical Services	Fall 2014	Fall 2015	Fall 2016	Fall 2017	Fall 2018
Emergency Medical Services Mgt	17	20	34	28	41
Portland-Metro	17	20	34	28	41
Full-Time	7	6	9	4	17
Part-Time	10	14	25	24	24
EMT - Paramedic	29	28	28	31	33
Portland-Metro	29	28	28	31	33
Full-Time	27	28	25	28	31
Part-Time	2		3	3	2
Pre-Paramedic Education	3	7		1	4
Klamath Falls		1			
		1			
Online	1				
Part-Time	1				
Portland-Metro	2	6		1	4
Full-Time		1			
Part-Time	2	5		1	4
Grand Total	49	55	62	60	78

Oregon TECH

Geomatics Headcount - Fall 4th Week

May 2, 2019

Student location is based on the primary campus assigned to each student; however students may enroll at other/multiple locations.

Majors with asterisk (*) have been phased out.

Dual Majors are reported under each separate major.

Geomatics	Fall 2014	Fall 2015	Fall 2016	Fall 2017	Fall 2018
Geomatics-option in GIS	10	10	7	7	9
Klamath Falls	10	9	6	7	9
Full-Time	9	9	5	2	5
Part-Time	1		1	5	4
Online			1		
Part-Time			1		
Portland-Metro		1			
Full-Time		1			
Geomatics-option in Surveying	26	31	30	41	34
Klamath Falls	24	28	26	39	34
	20	24	25	34	31
Part-Time	4	4	1	5	3
Portland-Metro	2	3	4	2	
Full-Time		2		1	
Part-Time	2	1	2	1	
Grand Total	36	41	37	48	43

Oregon TECH

Humanities & Social Sciences Headcount - Fall 4th Week

May 2, 2019

Student location is based on the primary campus assigned to each student; however students may enroll at other/multiple locations.

Majors with asterisk (*) have been phased out.

Dual Majors are reported under each separate major.

Humanities & Social Sciences	Fall 2014	Fall 2015	Fall 2016	Fall 2017	Fall 2018
*ABA Course Series	3				
Portland-Metro	3				
Part-Time	3				
Applied Behavior Analysis		10	17	25	30
Joint Program (SOU)		5	8	14	7
Full-Time				1	
Part-Time		5	8	13	7
Klamath Falls		2		2	4
Full-Time					2
Part-Time		2		2	2
		3	9	9	19
Full-Time					9
Part-Time		3	9	9	10
Applied Psychology	122	96		110	125
Klamath Falls	118	75	80	69	78
Full-Time	77	53	60	56	55
Part-Time	41	22	20	13	23
Online		17	20	32	35
Full-Time		4	6	16	11
Part-Time		13	14	16	24
Portland-Metro	4	4	10	9	12
Full-Time		3	5	3	5

Humanities & Social Sciences	Fall 2014	Fall 2015	Fall 2016	Fall 2017	Fall 2018
Part-Time	4	1	5	6	7
General Studies	632	1031	1414	1754	1536
High School (ACP)	471	836	1194	1509	1374
Full-Time		1	16	6	5
Part-Time	471	835	1178	1503	1369
HST at OIT	58	51	90	93	65
Full-Time	17	11	9	13	7
Part-Time	41	40	81	80	58
Klamath Falls	57	59	34	29	38
Full-Time	7	18	5	4	2
Part-Time	50	41	29	25	36
Online	37	68	90	109	49
Full-Time					1
Part-Time	37	68	90	109	48
Portland-Metro	8	11	5	12	9
Full-Time	1	1			
Part-Time	7	10	5	12	9
Seattle	1	6	1	2	1
Part-Time	1	6	1	2	1
Marriage and Family Therapy			10	18	17
Klamath Falls			10	18	17
Full-Time			8	16	17
Part-Time			2	2	
Population Health Management	3	24	31	30	18
Klamath Falls	3	23	31	30	18
Full-Time	2	19	24	26	14
Part-Time	1	4	7	4	4
Online		1			
Full-Time		1			
Grand Total	760	1161	1582	1937	1726

Oregon TECH

Management Headcount - Fall 4th Week

May 2, 2019

Student location is based on the primary campus assigned to each student; however students may enroll at other/multiple locations.

Majors with asterisk (*) have been phased out.

Dual Majors are reported under each separate major.

Management	Fall 2014	Fall 2015	Fall 2016	Fall 2017	Fall 2018
*Allied Health Management	3	2	1		
Online	3	2	1		
Part-Time	3	2	1		
*Information Technology		1			
Online		1			
Part-Time		1			
*IT Accounting Option	2	1	1		
Klamath Falls	1	1	1		
Full-Time	1	1	1		
Online	1				
	1				
*IT Applications Dev Opt	71	48	20	13	6
Klamath Falls	14	8	3		
Full-Time	8	8			
Part-Time	6				
Online	22	17	5	4	3
Full-Time	3	4	1		
Part-Time	19	13	4	4	3
Portland-Metro	35	23	12	9	3
Full-Time	10	8	5		1
Part-Time	25	15	7	9	2
*IT Bus/Systems Analysis Opt	69	51	28	11	7

Management	Fall 2014	Fall 2015	Fall 2016	Fall 2017	Fall 2018
Klamath Falls	13	10	7	1	1
Full-Time	10	8	4		
Part-Time	3	2	3	1	1
Online	17	16	13	8	5
Full-Time	7	4	5	2	
Part-Time	10	12	8	6	5
Portland-Metro	38	25	8	2	1
Full-Time	9	7	1		
Part-Time	29	18	7	2	1
Seattle	1				
Part-Time	1				
*IT Health Informatics Opt	59	32	17	6	5
Klamath Falls	13	6	3		
Full-Time	12	4	2		
Part-Time	1	2	1		
Online	11	7	4	2	1
Full-Time	3	3	1	1	
Part-Time	8	4	3	1	1
Portland-Metro	35	19	10	4	4
Full-Time	17	6	1	1	
Part-Time	18	13	9	3	4
Accounting Certificate			1	1	
Online				1	
Full-Time				1	
Portland-Metro			1		
Part-Time			1		
Health Care Mgmt-Admin Mgmt	14	19	18	20	18
Klamath Falls	14	19	16	18	15
Full-Time	10	15	13	13	13
Part-Time	4	4	3	5	2
Online				1	2
Full-Time					1
Part-Time				1	1

Management	Fall 2014	Fall 2015	Fall 2016	Fall 2017	Fall 2018
Portland-Metro			2	1	1
Full-Time			2		1
Part-Time				1	
Health Care Mgmt-Clinical Mgmt	10	11	25	19	16
Klamath Falls	2	1	1	1	
Full-Time	2		1	1	
Part-Time		1			
Online	8	10	24	18	16
Full-Time	3	1	3	4	3
Part-Time	5	9	21	14	13
Health Care Mgmt-Rad Science	6	12	12	10	7
Online	6	12	12	10	7
Full-Time		1			
Part-Time	6	11	12	10	7
Health Informatics		20	38	39	33
Klamath Falls		5	8	7	5
Full-Time		5	5	7	4
Part-Time			3		1
Online		8	16	16	13
Full-Time		7	7	4	3
Part-Time		1	9	12	10
Portland-Metro		7	14	16	15
Full-Time		4	10	9	11
Part-Time		3	4	7	4
Information Technology		55	114	167	194
Klamath Falls		6	21	30	37
Full-Time		6	18	24	32
Part-Time			3	6	5
Online		22	37	48	54
Full-Time		7	13	17	14
Part-Time		15	24	31	40
Portland-Metro		27	56	88	102
Full-Time		10	26	47	53

Management	Fall 2014	Fall 2015	Fall 2016	Fall 2017	Fall 2018
Part-Time		17	30	41	49
Seattle				1	1
Part-Time				1	1
Mgmt/Accounting Option	35	32	19	21	22
Klamath Falls	34	32	19	21	22
Full-Time	27	20	15	14	15
Part-Time	7	12	4	7	7
Portland-Metro	1				
Part-Time	1				
Mgmt/Marketing Option	36	34	37	32	26
Klamath Falls	36	34	37	32	26
Full-Time	31	27	27	27	22
Part-Time	5	7	10	5	4
Mgmt/Small Bus Mgmt Option	38	37	33	29	22
Klamath Falls	38	35	33	28	21
Full-Time	28	28	21	18	18
Part-Time	10	7	12	10	3
Online		1			
Full-Time		1			
Portland-Metro		1		1	1
Full-Time					1
Part-Time		1		1	
Operations Management	65	69	70	71	72
Klamath Falls	14	20	20	21	28
Full-Time	13	15	16	17	26
Part-Time	1	5	4	4	2
Online	25	25	25	30	26
Full-Time	10	7	5	11	7
Part-Time	15	18	20	19	19
Portland-Metro	24	21	20	18	18
Full-Time	3	8	14	13	9
Part-Time	21	13	6	5	9
Seattle	2	3	5	2	

Management	Fall 2014	Fall 2015	Fall 2016	Fall 2017	Fall 2018
Part-Time	2	3	5	2	
Spec in Entrepreneur/Small Bus		1	2	1	1
Klamath Falls		1	2	1	1
Full-Time		1	1	1	1
Part-Time			1		
Specialization in Accounting		2	2	2	2
Klamath Falls		2	1	2	2
Full-Time		2	1	1	1
Part-Time				1	1
Online			1		
Part-Time			1		
Specialization in Marketing	1	1	1		
Klamath Falls	1	1	1		
Full-Time	1	1	1		
Technology and Management	43	46	46	55	50
Klamath Falls		1	1	2	3
Full-Time		1	1	1	2
Part-Time				1	1
Online	25	29	34	38	34
Full-Time	4	4	3	6	7
Part-Time	21	25	31	32	27
Portland-Metro	17	15	11	15	12
Full-Time	4	5	4	5	2
Part-Time	13	10	7	10	10
Seattle	1	1			1
Part-Time	1	1			1
Grand Total	452	474	485	497	481

Oregon TECH

Manufacturing & Mechanical Eng Headcount - Fall 4th Week

May 2, 2019

Student location is based on the primary campus assigned to each student; however students may enroll at other/multiple locations.

Majors with asterisk (*) have been phased out.

Dual Majors are reported under each separate major.

Manufacturing & Mechanical Eng	Fall 2014	Fall 2015	Fall 2016	Fall 2017	Fall 2018
Engineering				13	25
Online				1	
Part-Time				1	
Portland-Metro				12	25
Full-Time				4	10
Part-Time				8	15
Manufacturing Engineering Tech	108	106	101	79	79
Klamath Falls	45	43	44	33	38
Full-Time	36	36	35	28	32
Part-Time	9	7	9	5	6
Portland-Metro	24	29	25	25	19
Full-Time	7	5	12	4	7
Part-Time	17	24	13	21	12
Seattle	39	34		21	22
Full-Time	1	1	1	1	
Part-Time	38	33	31	20	22
Mechanical Engineering	331	323	354	358	361
Klamath Falls	205	210	227	241	244
Full-Time	194	191	208	225	221
Part-Time	11	19	19	16	23
Portland-Metro	6	13	32	29	42
Full-Time		3	15	15	22
Part-Time	6	10	17	14	20
Seattle	120	100	95	88	75
Full-Time	6	5	3	3	1
Part-Time	114	95	92	85	74
Mechanical Engineering Tech	121	121	104	90	68
Klamath Falls	42	44	38	33	25
Full-Time	37	38	33	30	21
Part-Time	5	6	5	3	4
Portland-Metro	62	67	56	53	40
Full-Time	11	21	17	17	16
Part-Time	51	46	39	36	24
Seattle	17	10	10	4	3
Part-Time	17	10	10	4	3
Grand Total	560	550	559	540	533

Oregon TECH

Medical Imaging Technology Headcount - Fall 4th Week
May 2, 2019

Student location is based on the primary campus assigned to each student; however students may enroll at other/multiple locations.
Majors with asterisk (*) have been phased out.
Dual Majors are reported under each separate major.

Medical Imaging Technology	Fall 2014	Fall 2015	Fall 2016	Fall 2017	Fall 2018
Allied Health			3	19	30
Online			3	19	30
Part-Time			3	19	30
Diagnostic Medical Sonography	95	102	112	112	123
Klamath Falls	82	84	84	78	78
Full-Time	73	70	71	55	65
Part-Time	9	14	13	23	13
Online	13	18	28	34	45
Full-Time		1		6	3
Part-Time	13	17	28	28	42
	123	122	128	134	137
Klamath Falls	57	58	60	60	59
Full-Time	47	48	49	52	50
Part-Time	10	10		8	9
Online	66	64	68	74	78
Full-Time	5	5	3	2	10
Part-Time	61	59	65	72	68
Magnetic Resonance Imagng Spec			4	1	2
Online			4	1	2
Part-Time			4	1	2
MIT Applicant	1	2			
Klamath Falls	1	2			
Full-Time	1	2			
Nuclear Medicine Technology	48	48	49	54	56
Klamath Falls	48	48	49	54	56

Medical Imaging Technology	Fall 2014	Fall 2015	Fall 2016	Fall 2017	Fall 2018
Full-Time	43	46	46	48	51
Part-Time	5	2	3	6	5
Picture Archive/Comm Sys Spec	1	2	3	5	6
Klamath Falls	1	2	1	1	
Full-Time	1	2			
Part-Time			1	1	
Online			2	4	6
Part-Time			2	4	6
Pre-Medical Imaging Tech	253	237	226	204	194
Klamath Falls	207	188	158	152	122
Full-Time	168	152	136	115	103
Part-Time	39	36	22	37	19
Online	30	37	53	43	49
Full-Time	2	1		1	1
Part-Time	28	36	53	42	48
Portland-Metro	16	12	15	9	23
Full-Time	3	8	4	3	5
Part-Time	13	4	11	6	18
Radiologic Science	154	160	152	154	157
Klamath Falls	139	140	137	144	144
Full-Time	132	133	131	132	128
Part-Time	7	7	6	12	16
Online	15	18	14	10	13
Full-Time	1	3	2	1	1
Part-Time	14	15	12	9	12
Portland-Metro		2	1		
Full-Time		2	1		
Vascular Technology	80	93	98	107	116
Klamath Falls	53	55	51	57	62
Full-Time	45	48	48	54	57
Part-Time	8	7	3	3	5
Online	27	38	47	50	54
Full-Time	1	3	2		7
Part-Time	26	35	45	50	47
Grand Total	755	766	775	790	821

Oregon TECH

Medical Lab Science Headcount - Fall 4th Week
May 2, 2019

Student location is based on the primary campus assigned to each student; however students may enroll at other/multiple locations.

Majors with asterisk (*) have been phased out.

Dual Majors are reported under each separate major.

Medical Lab Science	Fall 2014	Fall 2015	Fall 2016	Fall 2017	Fall 2018
Medical Lab Science-Earlyadm	35	22	17	10	14
Klamath Falls	15	8	8	6	13
Full-Time	13	7	5	3	10
Part-Time	2	1	3	3	3
Portland-Metro	20	14	9	4	1
Full-Time	9	10	4	2	
Part-Time	11	4	5	2	1
Medical Laboratory Science	94	95	88	90	90
Portland-Metro	94	95	88	90	90
Full-Time	94	95	87	90	90
			1		
Pre-Medical Lab Science	1	20	29	22	19
Klamath Falls	1	4	10	4	
Full-Time		4		4	
Part-Time	1		3		
Portland-Metro		16	19	18	19
Full-Time		7	13	5	9
Part-Time		9	6	13	10
Grand Total	130	137	134	122	123

Oregon TECH

Natural Sciences Headcount - Fall 4th Week

May 2, 2019

Student location is based on the primary campus assigned to each student; however students may enroll at other/multiple locations.

Majors with asterisk (*) have been phased out.

Dual Majors are reported under each separate major.

Natural Sciences	Fall 2014	Fall 2015	Fall 2016	Fall 2017	Fall 2018
*Biology	1	1			
Klamath Falls	1	1			
Full-Time	1				
Part-Time		1			
*Health Sciences		1	2	2	
Klamath Falls		1	2	2	
Full-Time			2	2	
Part-Time		1			
Biology-Health Sciences	150	138	151	148	162
Klamath Falls	149	137	151	148	161
Full-Time	115	110	127	128	132
Part-Time	34	27	24	20	29
Online	1				1
Part-Time	1				1
Portland-Metro		1			
Part-Time		1			
Environmental Sciences	51	48	42	41	42
High School (ACP)					2
Part-Time					2
Klamath Falls	51	48	42	41	38
Full-Time	43	42	31	30	30
Part-Time	8	6	11	11	8
Online					1
Part-Time					1
Portland-Metro					1
Part-Time					1
Grand Total	202	188	195	191	204

Oregon TECH

OHSU Nursing Headcount - Fall 4th Week
May 2, 2019

Student location is based on the primary campus assigned to each student; however students may enroll at other/multiple locations.

Majors with asterisk (*) have been phased out.

Dual Majors are reported under each separate major.

OHSU Nursing	Fall 2014	Fall 2015	Fall 2016	Fall 2017	Fall 2018
Nursing	52	61	69	72	71
Klamath Falls	52	61	69	72	71
Part-Time	52	61	69	72	71
Pre-Nursing	53	69	78	73	85
Klamath Falls	50	67	77	71	79
Full-Time	35	49	53	51	55
Part-Time	15	18	24	20	24
Online	1				
Part-Time	1				
Portland-Metro	2	2	1	2	6
	2	2	1	2	6
Grand Total	105	130	147	145	156

Oregon TECH

Respiratory Care & Polysom Headcount - Fall 4th Week

May 2, 2019

Student location is based on the primary campus assigned to each student; however students may enroll at other/multiple locations.

Majors with asterisk (*) have been phased out.

Dual Majors are reported under each separate major.

Respiratory Care & Polysom	Fall 2014	Fall 2015	Fall 2016	Fall 2017	Fall 2018
Polysomnographic Technology	6	12	5	3	5
Online	6	12	5	3	5
Full-Time	2	5	2	1	3
Part-Time	4	7	3	2	2
Pre-Respiratory Care	8	11	9	8	7
Klamath Falls	8	10	8	8	7
Full-Time	6	9	4	7	6
Part-Time	2	1	4	1	1
Portland-Metro		1	1		
Full-Time		1			
			1		
Respiratory Care	88	103	117	95	89
Klamath Falls	54	59	58	45	42
Full-Time	49	56		45	41
Part-Time	5	3			1
Online	34	44	59	50	47
Full-Time	1	2	2	1	
Part-Time	33	42	57	49	47
Sleep Health-Clinical Sleep Op					1
Online					1
Part-Time					1
Sleep Health-Polysom Tech Opt	4	6	17	17	12
Klamath Falls	1				
Part-Time	1				
Online	3	6	16	16	12
Full-Time	1	3	10	6	5
Part-Time	2	3	6	10	7
Portland-Metro			1	1	
Part-Time			1	1	
Grand Total	106	132	148	123	114