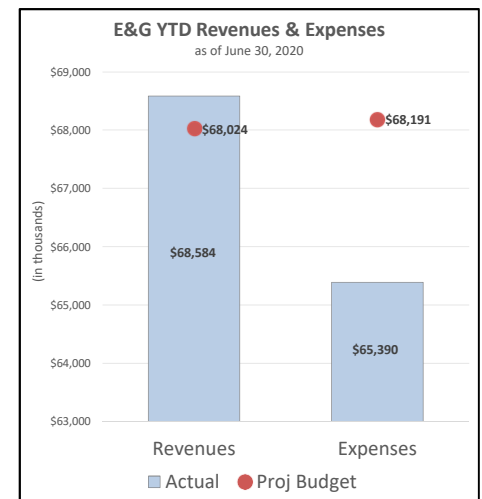
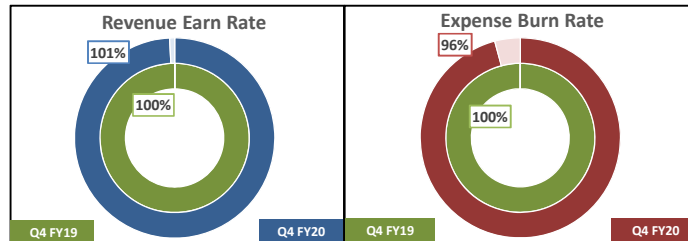
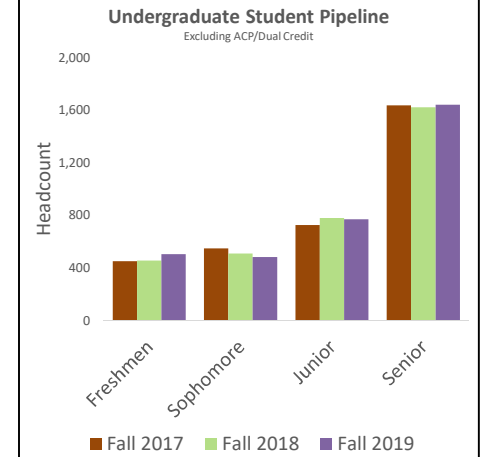
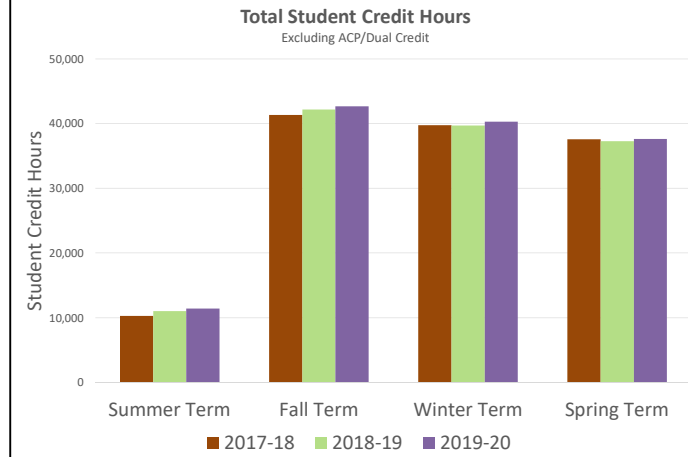


Quarterly Financial Dashboard

FY20 Fiscal Year End



Key Financial Indicators		
E&G Fund Balance:	\$13,593	As of June 30, 2020
Total Cash on Hand:	\$26,801	As of June 30, 2020
E&G Cash on Hand:	\$12,607	As of June 30, 2020
Days Cash on Hand:	100 Days	As of June 30, 2020
Debt Burden Ratio:	3.60%	As of June 30, 2020
Quasi Endowment:	\$8,168	As of June 30, 2020
Foundation Assets:	\$32,288	As of June 30, 2019



Student Tuition		
Undergraduate Tuition		
	2019-20	2018-19
Resident:	\$8,774	\$8,277
Non-Resident:	\$27,926	\$26,345
WUE:	\$13,160	\$12,416
Online:	\$11,565	\$11,025
Differential:	30% Premium	25% Premium
Graduate Tuition		
	2019-20	2018-19
Resident:	\$16,143	\$15,375
Non-Resident:	\$27,100	\$25,809
Online:	\$16,200	\$15,138
ETM Differential:	30% Premium	25% Premium

Degree Completions					
		2018-19	2017-18	2016-17	3 Year Δ
Undergraduate	Resident:	545	516	557	-2.2%
	Non-Resident:	208	212	218	-4.6%
Graduate	Resident:	16	7	4	300.0%
	Non-Resident:	11	11	13	-15.4%

Notes:
 - Undergraduate tuition calculated at 15 credits; Graduate tuition at 12 credits