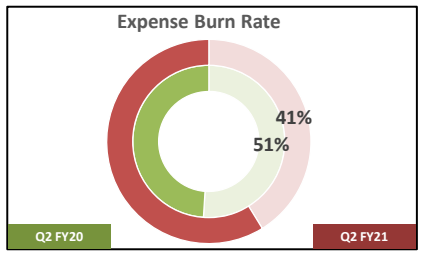
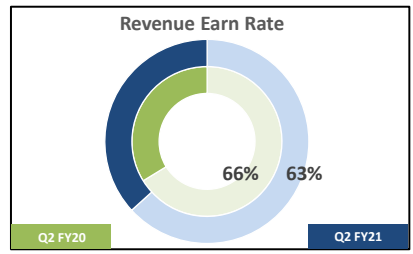
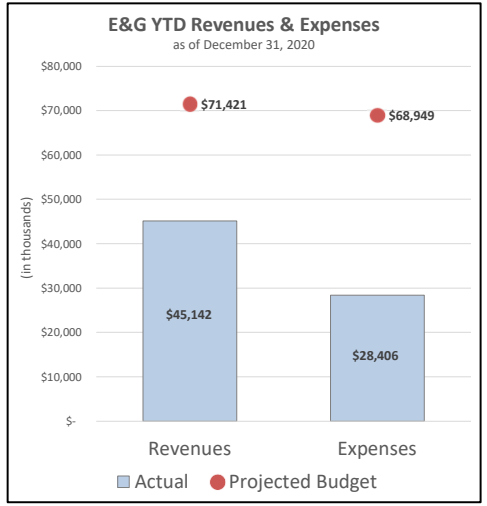
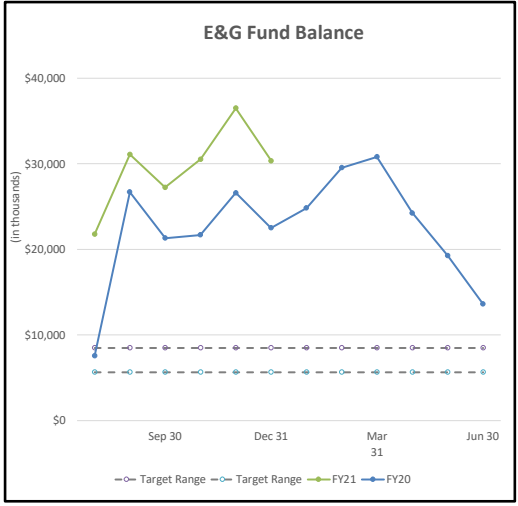


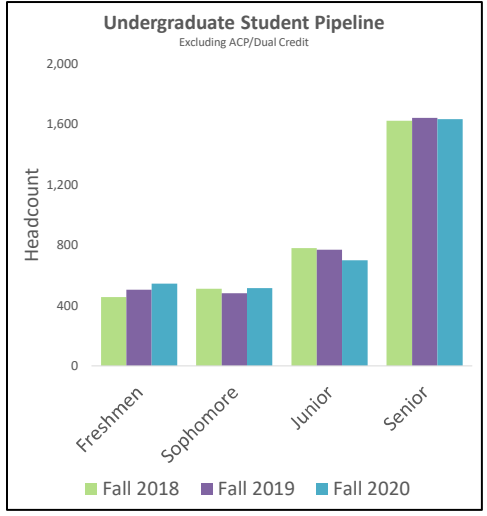
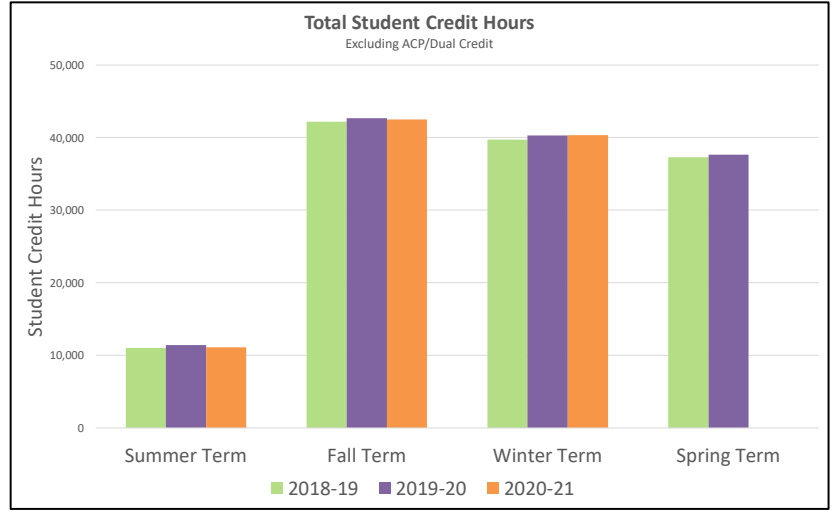
# Oregon TECH

## Quarterly Financial Dashboard

As of December 31, 2020



Key Financial Indicators		
E&G Fund Balance:	\$30,328	As of Dec. 31, 2020
Total Cash on Hand:	\$30,291	As of Jan. 04, 2021
E&G Cash on Hand:	\$22,510	As of Jan. 04, 2021
Days Cash on Hand:	105 Days	As of Jan. 04, 2021
Debt Burden Ratio:	3.60%	As of June 30, 2020
Quasi Endowment:	\$8,168	As of June 30, 2020
Foundation Assets:	\$31,173	As of June 30, 2020



Student Tuition		
Undergraduate Tuition		
	2020-21	2019-20
Resident:	\$9,212	\$8,774
Non-Resident:	\$29,322	\$27,926
WUE:	\$13,819	\$13,160
Online:	\$12,150	\$11,565
Differential:	35% Premium	30% Premium
Graduate Tuition		
	2020-21	2019-20
Resident:	\$16,951	\$16,143
Non-Resident:	\$28,455	\$27,100
Online:	\$13,860	\$13,212
ETM Differential:	35% Premium	30% Premium

Degree Completions					
		2019-20	2018-19	2017-18	3 Year Δ
Undergraduate	Resident:	493	545	516	-4.5%
	Non-Resident:	239	208	212	12.7%
Graduate	Resident:	13	16	7	85.7%
	Non-Resident:	14	11	11	27.3%

**Notes:**  
Student tuition rates are shown at 15 credits per term for undergraduates and 12 credits per term for graduates.