


**\$ ANNUAL BASE TUITION & FEES**  
15 cr/term Undergrads, 12 cr/term Graduates

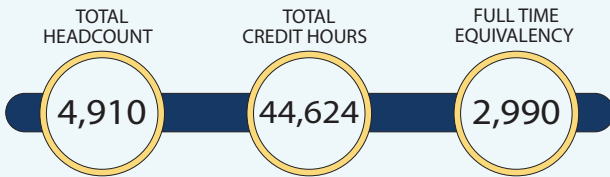
RESIDENT NON-RESIDENT WUE

\$11,622 \$32,516 \$16,408  
\$19,662 \$31,616

● Undergraduate  
● Graduate

## STUDENT ENROLLMENT

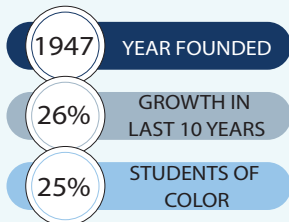
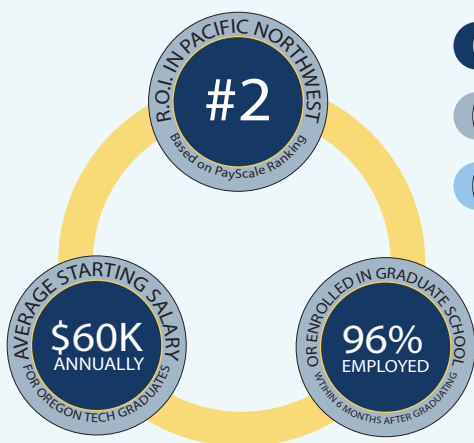
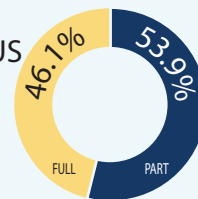
4,910   
48% MALE  
52% FEMALE



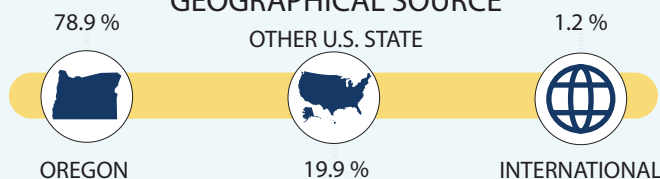
Full Time defined as 15 Credit Hours per term for Undergraduates & 12 Credit Hours per term for Graduates

## ENROLLMENT STATUS

% of Students Full Time vs Part Time



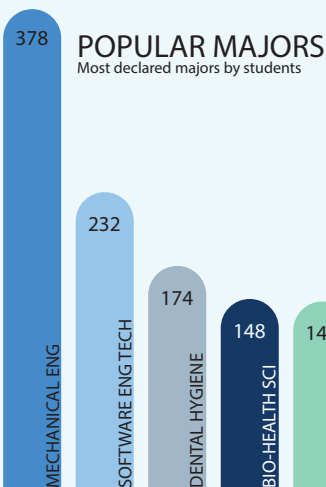
## GEOGRAPHICAL SOURCE



US News & World Report

## ENROLLMENT BY CAMPUS

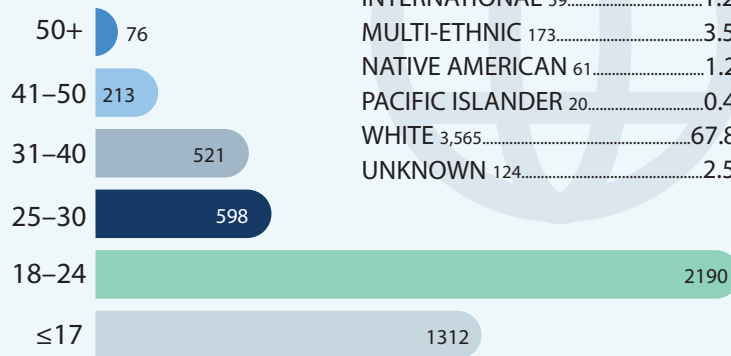
Student's primary campus



## DEGREES CONFERRED

from July 2020- June 2021

808 

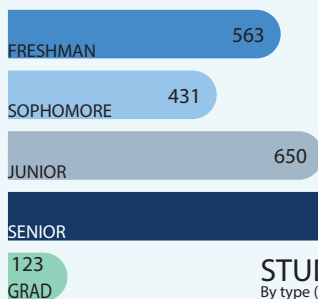


## ETHNICITY


AFRICAN AMERICAN	96	2.0%
ASIAN	408	8.3%
HISPANIC	642	13.1%
INTERNATIONAL	59	1.2%
MULTI-ETHNIC	173	3.5%
NATIVE AMERICAN	61	1.2%
PACIFIC ISLANDER	20	0.4%
WHITE	3,565	67.8%
UNKNOWN	124	2.5%

## STUDENT DEMOGRAPHICS

By Age Group - Average Age: 23 yrs.



## STUDENT FACULTY RATIO



## STUDENT POPULATION

By type (Degree Seeking Students Only)

## RETENTION RATE

1st Time Full-Time Freshman Enrolling the following Fall



## GRADUATION RATE

6 year cohort

