

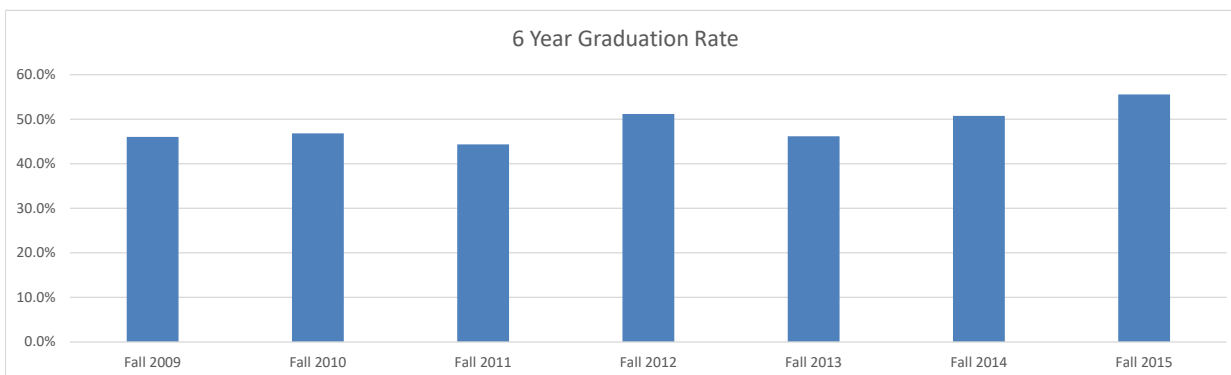


Six Year Graduation Rate, First-Time, Full Time Freshmen
March 18, 2022

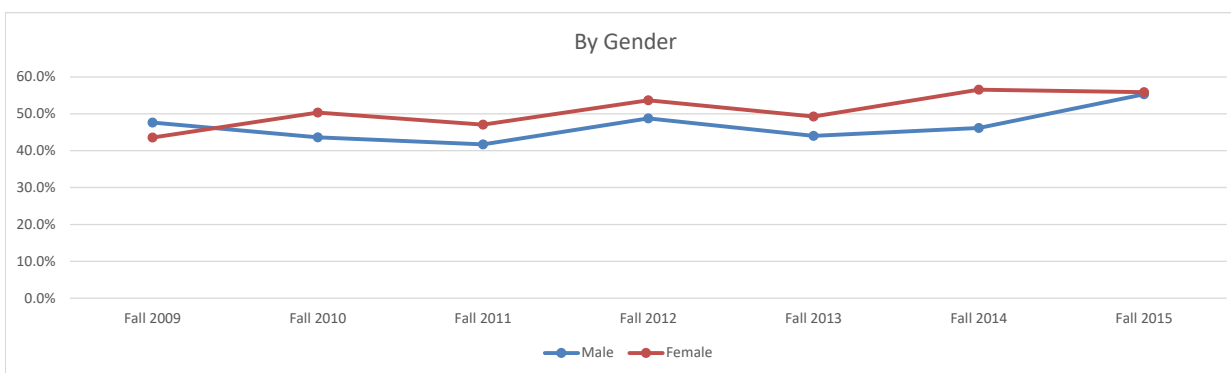
Six year graduation rate of first-time, full time freshmen.

150% Grad rates look back 6 years; therefore Fall 2015 cohort is the most current grad rate available.

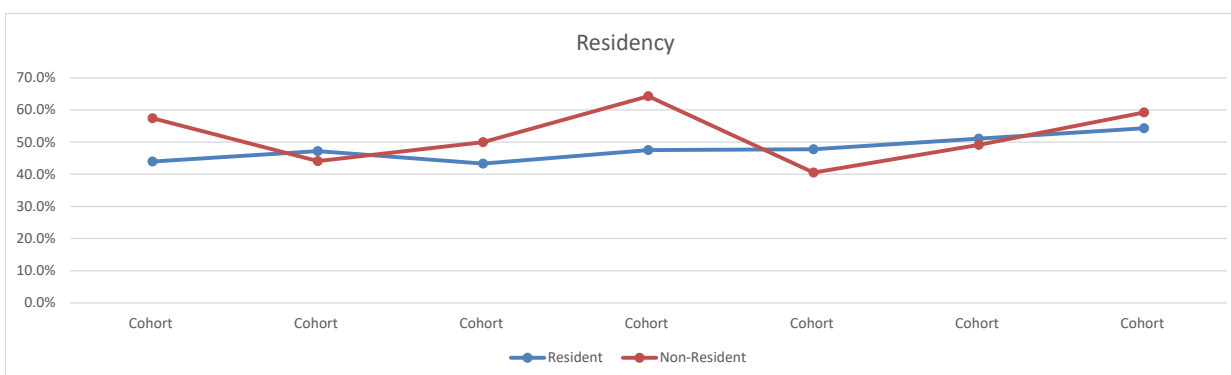
Note: Two-year degrees earned in three years or less are counted as completions within 150% of degree time.



	Fall 2009 Cohort	Fall 2010 Cohort	Fall 2011 Cohort	Fall 2012 Cohort	Fall 2013 Cohort	Fall 2014 Cohort	Fall 2015 Cohort
Starting Cohort	354	286	318	389	342	327	324
Graduated within 6 Years (150%)	163	134	141	199	158	166	180
6 Year Graduation Rate	46.0%	46.9%	44.3%	51.2%	46.2%	50.8%	55.6%



	Fall 2009 Cohort	Fall 2010 Cohort	Fall 2011 Cohort	Fall 2012 Cohort	Fall 2013 Cohort	Fall 2014 Cohort	Fall 2015 Cohort
Male	47.7%	43.6%	41.7%	48.7%	44.0%	46.2%	55.3%
Female	43.6%	50.4%	47.1%	53.7%	49.3%	56.6%	55.9%
Total	46.0%	46.9%	44.3%	51.2%	46.2%	50.8%	55.6%



	Fall 2009 Cohort	Fall 2010 Cohort	Fall 2011 Cohort	Fall 2012 Cohort	Fall 2013 Cohort	Fall 2014 Cohort	Fall 2015 Cohort
Resident	44.0%	47.2%	43.3%	47.5%	47.8%	51.1%	54.3%
Non-Resident	57.4%	44.1%	50.0%	64.3%	40.5%	49.2%	59.3%
Total	46.0%	46.9%	44.3%	51.2%	46.2%	50.8%	55.6%