

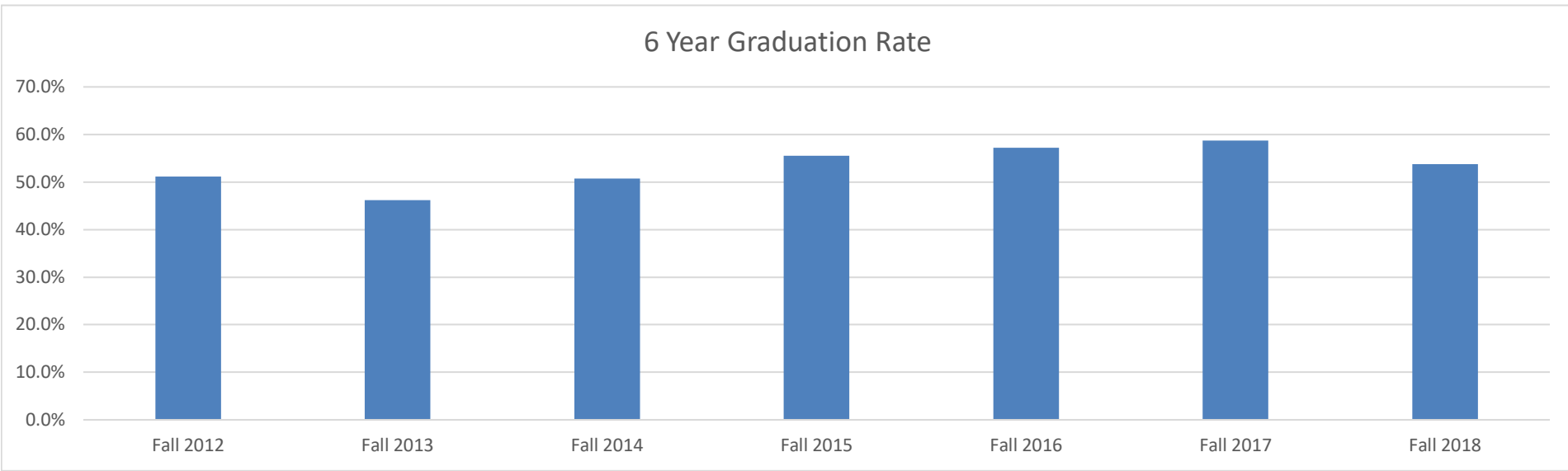


Six Year Graduation Rate, First-Time, Full Time Freshmen
December 20, 2024

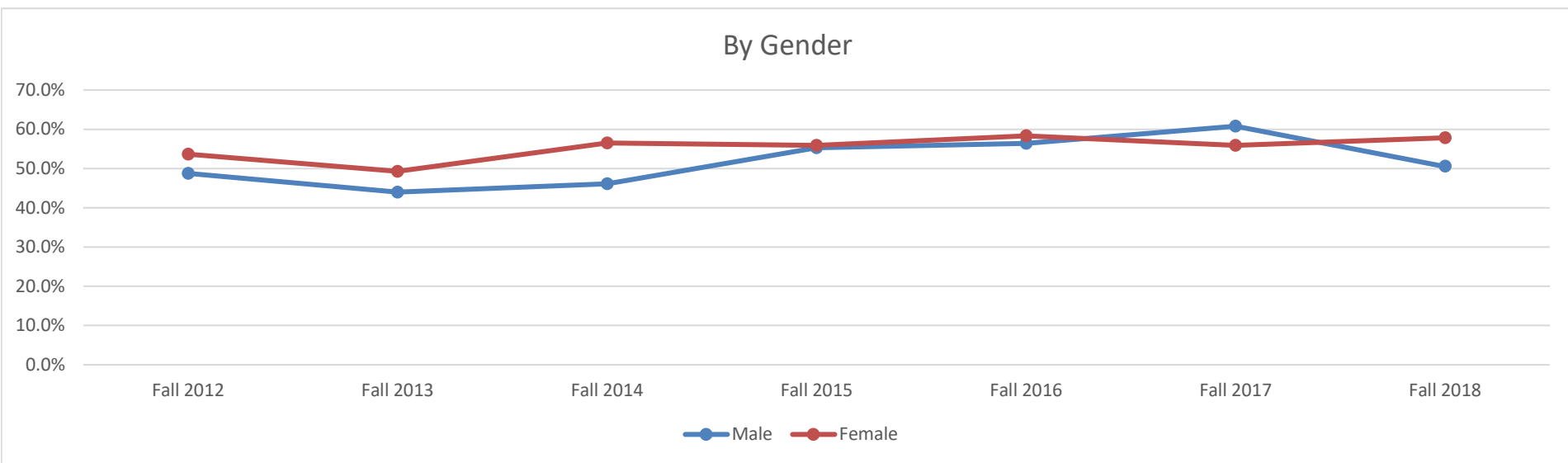
Six year graduation rate of first-time, full time freshmen.

150% Grad rates look back 6 years; therefore Fall 2018 cohort is the most current grad rate available.

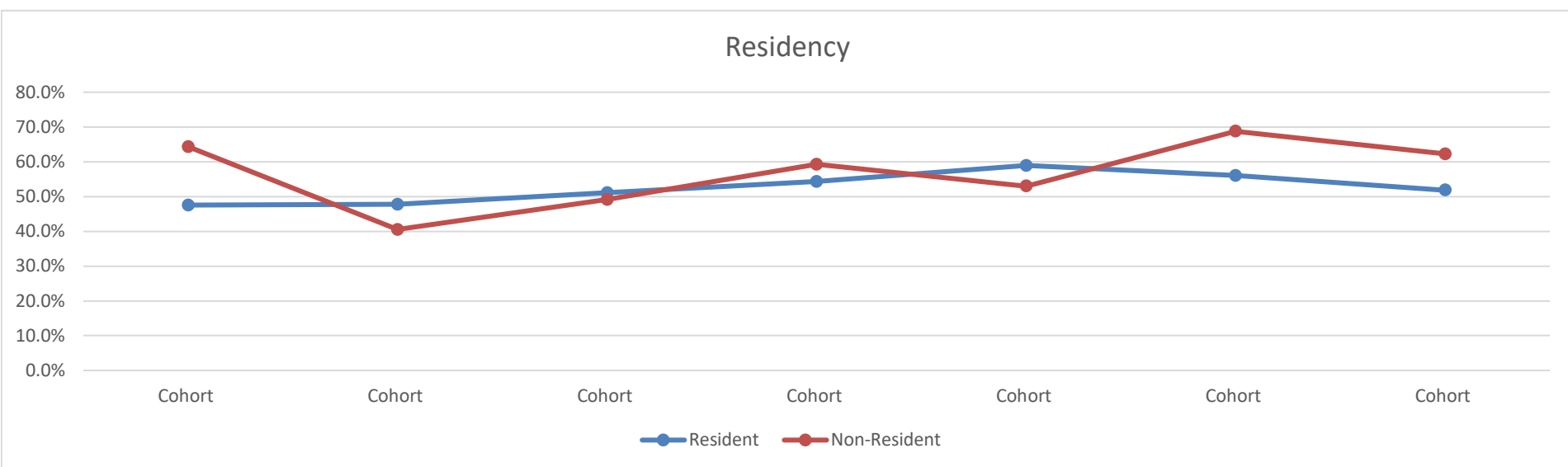
Note: Two-year degrees earned in three years or less are counted as completions within 150% of degree time.



	Fall 2012 Cohort	Fall 2013 Cohort	Fall 2014 Cohort	Fall 2015 Cohort	Fall 2016 Cohort	Fall 2017 Cohort	Fall 2018 Cohort
Starting Cohort	389	342	327	324	346	303	331
Graduated within 6 Years (150%)	199	158	166	180	198	178	178
6 Year Graduation Rate	51.2%	46.2%	50.8%	55.6%	57.2%	58.7%	53.8%



	Fall 2012 Cohort	Fall 2013 Cohort	Fall 2014 Cohort	Fall 2015 Cohort	Fall 2016 Cohort	Fall 2017 Cohort	Fall 2018 Cohort
Male	48.7%	44.0%	46.2%	55.3%	56.4%	60.8%	50.5%
Female	53.7%	49.3%	56.6%	55.9%	58.3%	55.9%	57.8%
Total	51.2%	46.2%	50.8%	55.6%	57.2%	58.7%	53.8%



	Fall 2012 Cohort	Fall 2013 Cohort	Fall 2014 Cohort	Fall 2015 Cohort	Fall 2016 Cohort	Fall 2017 Cohort	Fall 2018 Cohort
Resident	47.5%	47.8%	51.1%	54.3%	58.9%	56.1%	51.9%
Non-Resident	64.3%	40.5%	49.2%	59.3%	53.0%	68.8%	62.3%
Total	51.2%	46.2%	50.8%	55.6%	57.2%	58.7%	53.8%