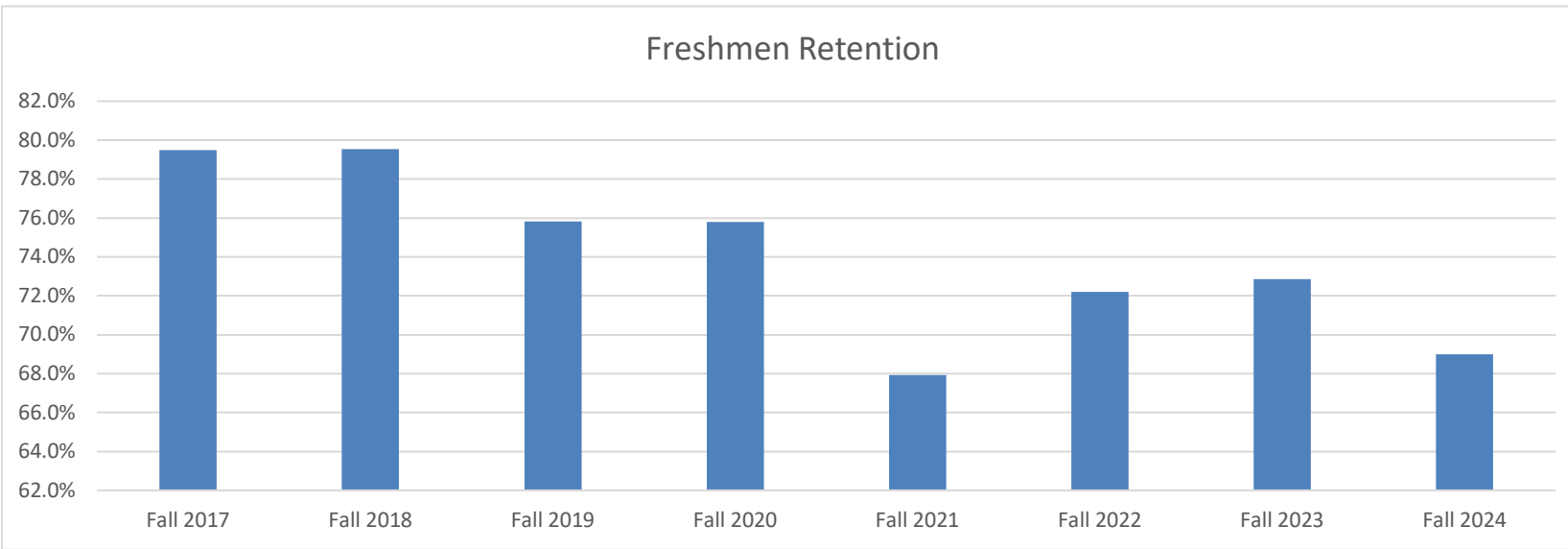


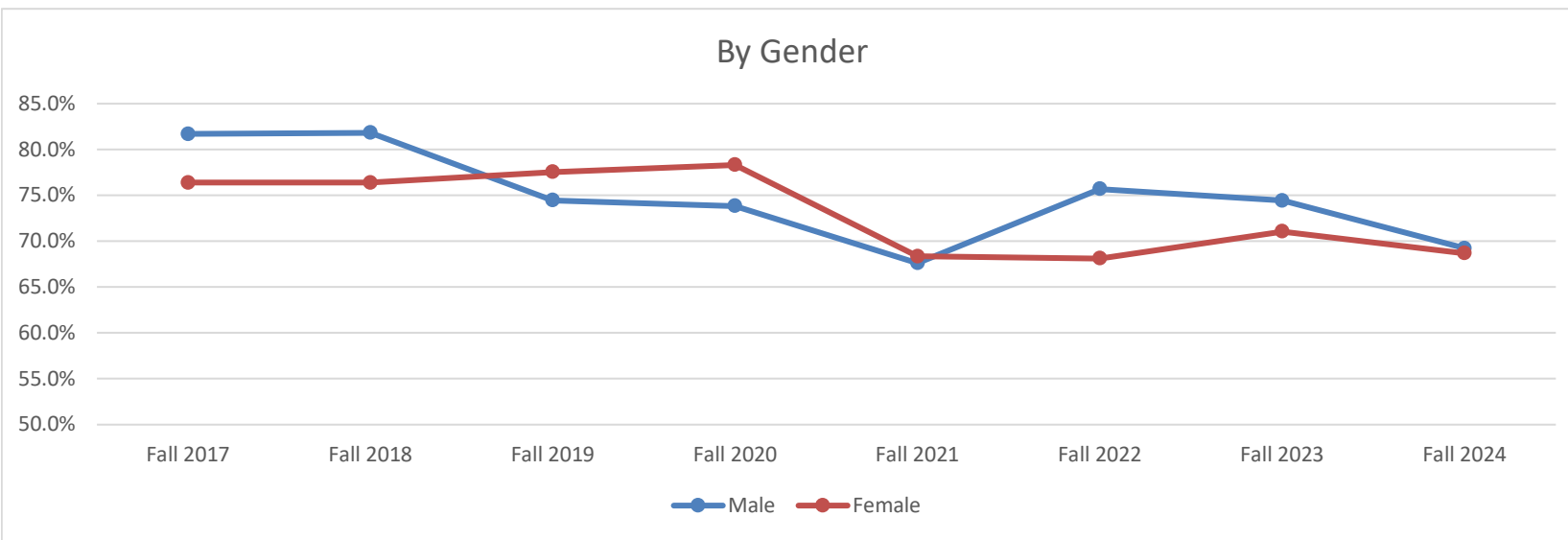


Retention New First-Time, Full-Time Freshmen (Fall to Fall)

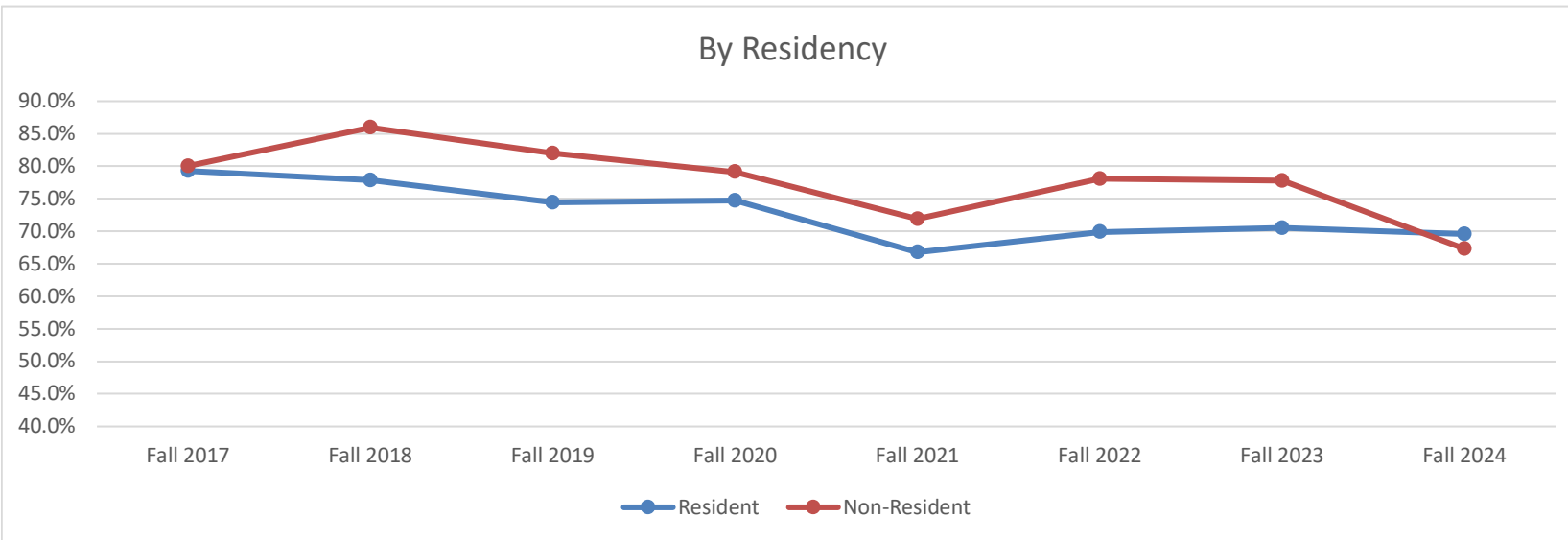
November 20, 2024



	Fall 2016 Cohort Returning Fall 2017	Fall 2017 Cohort Returning Fall 2018	Fall 2018 Cohort Returning Fall 2019	Fall 2019 Cohort Returning Fall 2020	Fall 2020 Cohort Returning Fall 2021	Fall 2021 Cohort Returning Fall 2022	Fall 2022 Cohort Returning Fall 2023	Fall 2023 Cohort Returning Fall 2024
Starting Cohort	346	303	331	380	424	403	420	403
Retained Next Fall	275	241	251	288	288	291	306	278
Freshmen Retention	79.5%	79.5%	75.8%	75.8%	67.9%	72.2%	72.9%	69.0%



	Fall 2016 Cohort Returning Fall 2017	Fall 2017 Cohort Returning Fall 2018	Fall 2018 Cohort Returning Fall 2019	Fall 2019 Cohort Returning Fall 2020	Fall 2020 Cohort Returning Fall 2021	Fall 2021 Cohort Returning Fall 2022	Fall 2022 Cohort Returning Fall 2023	Fall 2023 Cohort Returning Fall 2024
Male	81.7%	81.8%	74.5%	73.8%	67.6%	75.7%	74.4%	69.2%
Female	76.4%	76.4%	77.6%	78.3%	68.4%	68.1%	71.1%	68.7%
Total	79.5%	79.5%	75.8%	75.8%	67.9%	72.2%	72.9%	69.0%



	Fall 2016 Cohort Returning Fall 2017	Fall 2017 Cohort Returning Fall 2018	Fall 2018 Cohort Returning Fall 2019	Fall 2019 Cohort Returning Fall 2020	Fall 2020 Cohort Returning Fall 2021	Fall 2021 Cohort Returning Fall 2022	Fall 2022 Cohort Returning Fall 2023	Fall 2023 Cohort Returning Fall 2024
Resident	79.3%	77.8%	74.4%	74.7%	66.8%	69.9%	70.5%	69.6%
Non-Resident	80.0%	85.9%	82.0%	79.1%	71.9%	78.1%	77.8%	67.3%
Total	79.5%	79.5%	75.8%	75.8%	67.9%	72.2%	72.9%	69.0%