Oregon TECH

New Freshmen Demographics - Fall 2026 4th Week
November 19, 2026

Note: Data includes both full and part-time freshmen. Retention and Graduation rates are computed on full-time freshmen only.

Student Load

	Students	% of Population
Full Time	529	91.4%
Part Time	50	8.6%
Total	**579**	**100.0%**

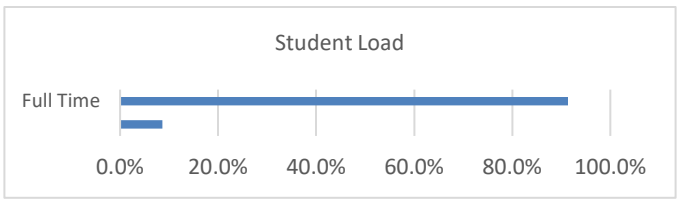

Gender

	Students	% of Population
Male	241	41.6%
Female	337	58.2%
Unknown/Other	1	0.2%
Total	**579**	**100.0%**

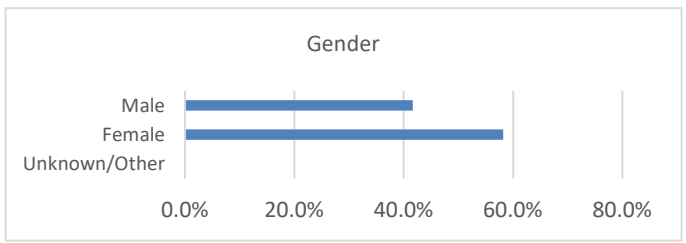

Age

	Students	% of Population
<= 17	11	1.9%
18-24	555	95.9%
>=25	13	2.2%
Total	**579**	**100.0%**

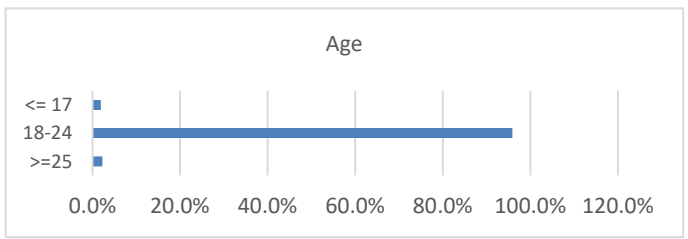

Residency

	Students	% of Population
Resident	437	75.5%
Non-Resident	56	9.7%
WUE	86	14.9%
Total	**579**	**100.0%**

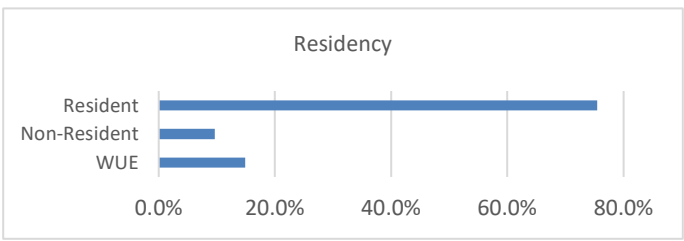

Ethnicity

	Students	% of Population
Asian	26	4.5%
African American	8	1.4%
Hispanic	147	25.4%
American Indian	4	0.7%
Pacific Islander	8	1.4%
White	326	56.3%
Two or more races	55	9.5%
Unknown/Other	5	0.9%
Total	**579**	**100.0%**

