Oregon TECH

Retention New First-Time, Full-Time Freshmen (Fall to Fall)
November 19, 2026

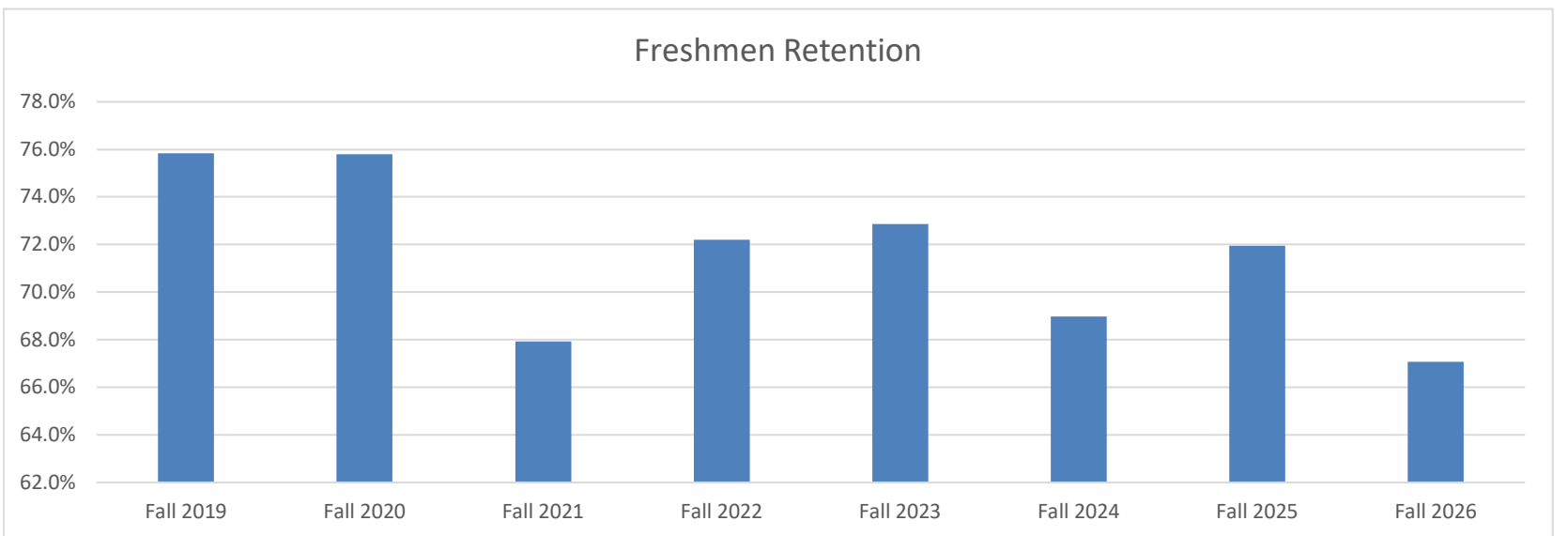


| | Fall 2018 Cohort Returning Fall 2019 | Fall 2019 Cohort Returning Fall 2020 | Fall 2020 Cohort Returning Fall 2021 | Fall 2021 Cohort Returning Fall 2022 | Fall 2022 Cohort Returning Fall 2023 | Fall 2023 Cohort Returning Fall 2024 | Fall 2024 Cohort Returning Fall 2025 | Fall 2025 Cohort Returning Fall 2026 |
|---|---|---|---|---|---|---|---|---|
| Starting Cohort | 331 | 380 | 424 | 403 | 420 | 403 | 492 | 501 |
| Retained Next Fall | 251 | 288 | 288 | 291 | 306 | 278 | 354 | 336 |
| Freshmen Retention | 75.8% | 75.8% | 67.9% | 72.2% | 72.9% | 69.0% | 72.0% | 67.1% |

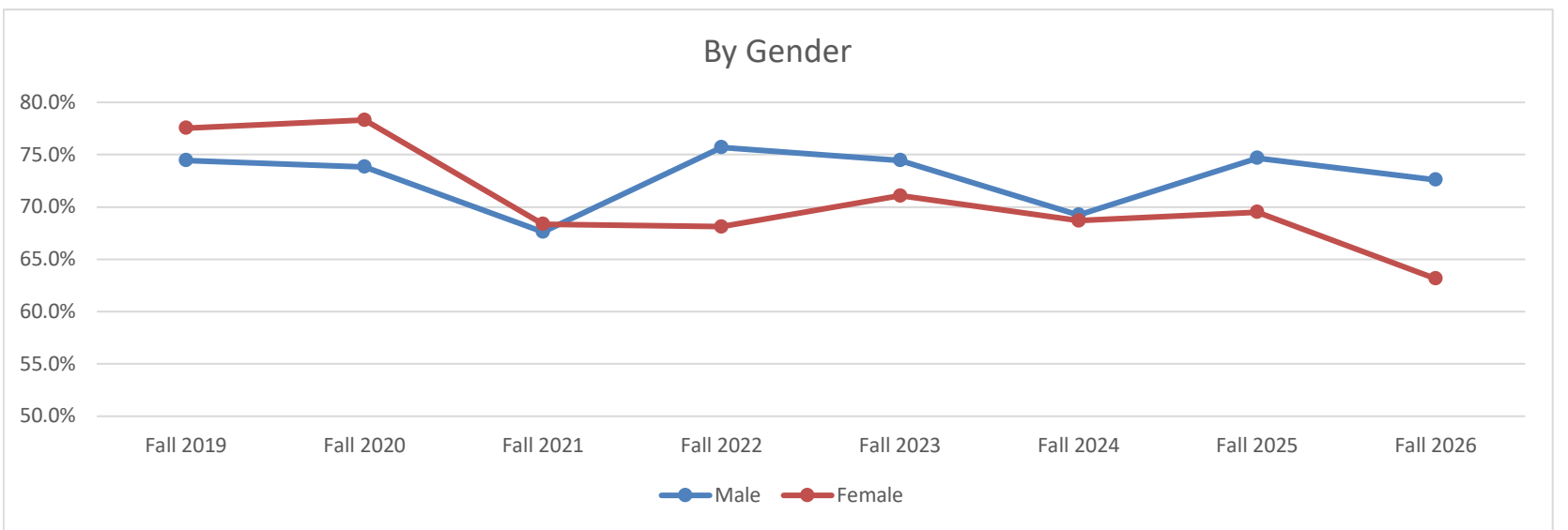


| | Fall 2018 Cohort Returning Fall 2019 | Fall 2019 Cohort Returning Fall 2020 | Fall 2020 Cohort Returning Fall 2021 | Fall 2021 Cohort Returning Fall 2022 | Fall 2022 Cohort Returning Fall 2023 | Fall 2023 Cohort Returning Fall 2024 | Fall 2024 Cohort Returning Fall 2025 | Fall 2025 Cohort Returning Fall 2026 |
|---|---|---|---|---|---|---|---|---|
| Male | 74.5% | 73.8% | 67.6% | 75.7% | 74.4% | 69.2% | 74.7% | 72.6% |
| Female | 77.6% | 78.3% | 68.4% | 68.1% | 71.1% | 68.7% | 69.5% | 63.1% |
| Total | 75.8% | 75.8% | 67.9% | 72.2% | 72.9% | 69.0% | 72.0% | 67.1% |

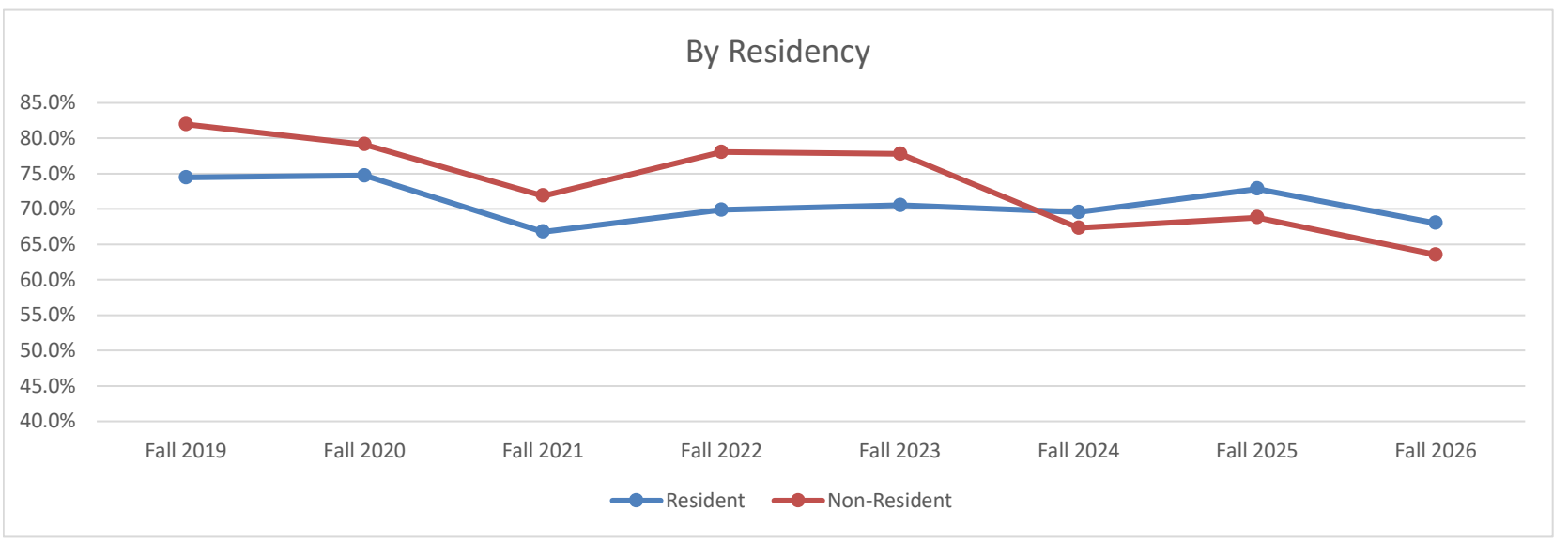


| | Fall 2018 Cohort Returning Fall 2019 | Fall 2019 Cohort Returning Fall 2020 | Fall 2020 Cohort Returning Fall 2021 | Fall 2021 Cohort Returning Fall 2022 | Fall 2022 Cohort Returning Fall 2023 | Fall 2023 Cohort Returning Fall 2024 | Fall 2024 Cohort Returning Fall 2025 | Fall 2025 Cohort Returning Fall 2026 |
|---|---|---|---|---|---|---|---|---|
| Resident | 74.4% | 74.7% | 66.8% | 69.9% | 70.5% | 69.6% | 72.8% | 68.0% |
| Non-Resident | 82.0% | 79.1% | 71.9% | 78.1% | 77.8% | 67.3% | 68.8% | 63.6% |
| Total | 75.8% | 75.8% | 67.9% | 72.2% | 72.9% | 69.0% | 72.0% | 67.1% |